



No-Load Mutual Fund Selections & Timing Newsletter

Striving to provide you with the most return and the least risk.

Date: August, 2014 (pricing data through 7/31/14)

Publisher: Watercourse Way Holdings, LLC

Volume: 32 Number: 8

SelectionsAndTiming.com

Editor: Stephen L. McKee

Top 5% Funds By C (comet)

C measures the risk adjusted (V) relative performance between a fund and market (CS). Top 5% funds are sorted by asset class (first letter in style) E-equity, H-hybrid, or B-bond, listed alphabetically, and grouped by fives.

Fund	Symbol	Style	C
Artisan Value	ARTLX	ELC	18.4
Domini Social Equity	DSEFX	EGI	17.9
iShares Canada	EWC	EW	19.1
iShares Prfrd	PFF	EGI	20.0
PS QQQ	QQQ	ELC	20.3
Select SPDR Health	XLV	EA	19.8
Select SPDR Technlg	XLK	EA	24.6
Wtree India	EPI	EWR	18.4
Fidelity Emrg Asia	FSEAX	EWR	19.9
Forward Agrsv Grth	ACAIX	EA	17.8
Icon Healthcare	ICHCX	EA	21.9
Intrepid All Cap	ICMCX	EV	19.4
Janus Gbl Life Science	JAGLX	EWR	17.3
Lazard US Realty	LRIOX	ERE	18.3
Longleaf Small Cap	LLSCX	ESC	20.6
Matthews India	MINDX	EWR	24.6
Matthews Korea	MAKOX	EWR	20.3
Matthews Pacific Tiger	MPTX	EWR	18.3
Merger Fund	MERFX	EC	21.8
Profunds Nasdaq 100	OTPIX	ELC	18.9
Profunds Ultra Nas 100	UOPIX	EA	20.2
RBB Lng/Shrt Eqty	BPLEX	EC	21.8
Rydex Nasdaq 100	RYOCX	ELC	19.7
Sound Shore	SSHFX	EV	16.9
Price New Asia	PRASX	EWR	20.8
Price Science & Technology	PRSCX	EA	17.3
Third Ave REIT	TVRVX	ERE	20.9
Vanguard PRIMECAP	VPMCX	ELC	20.4
Bridgeway Mngd Volatility	BRBPX	HB	22.2
Dodge & Cox Balanced	DODBX	HB	17.8
FPA Crescent	FPACX	HGI	17.7
Artio Gbl Hlincm	BJBHX	BW	18.6
Dodge & Cox Income	DODIX	BF	20.3
PS Build America	BAB	B	18.0
Loomis Sayles Bond	LSBRX	BF	18.3
Metropn Strtgc Incm	MWSTX	BF	26.1
Osterweis Strtgc Incm	OSTIX	BF	19.1
Permanent Versatile Bond	PRVBX	BF	17.8
Pimco Income	PONDIX	BF	21.9

401k Plans

They really are uniquely American, 401k plans. They embody the can-do spirit, the self-sufficient attitude, and the pleasure postponement that made this country great.

Like other famous inventions, the 401k plan arose nearly by accident. The tax code changed in 1978, but not until 1980 did Ted Benna figure out that the provision allowed employees a way to save for retirement with tax-deferred savings.

As a bonus, employers may also match some or all of the employee contribution, thus amplifying the savings amount.

If your company offers a 401k (or the similar 403b or 457b), always try to at least meet the match. You are always 100% vested on the part you contribute. The matched portion will vest over time. So, if the match is 50% of the first 6% of contribution, try to save at least that 6%.

For younger people who might be used to living on a budget anyway during their college years, meeting the match or saving something should not crimp their lifestyles arising from first real full-time paychecks.

A couple of months ago I asked for subscribers to send me their ticker symbols of their 401k plan fund choices. I have enough now to run

the back tests to determine the importance (or not) of allocating your 401k plan toward the leaders in whatever style over time. If I move forward with this, I will ask for more.

Most 401k plans are well structured to provide a variety of choices ranging from risky to near no risk; that is, they range from equity only to hybrids to bonds to money markets.

My question was whether this new application of C on the sub styles would also apply to a smaller fixed basket of fund choices like with fund families (see page 25), but also with 401k plans. So far, so good.

The alternative to C (risk-adjusted relative performance) is a the typical fixed allocation or one based on age. Using C however, the idea is to stay as near as possible over the months to the ever-changing efficient frontier defined as the point where return is maximized and risk is minimized. My advice? Allocate money through the years based on C.

TABLE OF CONTENTS	
Top 5% of NLMFS&T	Page 1
Fund Data (highest ranked)	Pages 2-4
MAAP Income	Page 5
MAAP Growth and Balanced	Page 6
Timing & Allocation	Page 7
Scoreboard	Page 8
All Funds (on-line only)	Pages 9-28



AROUND THE CAMPFIRE

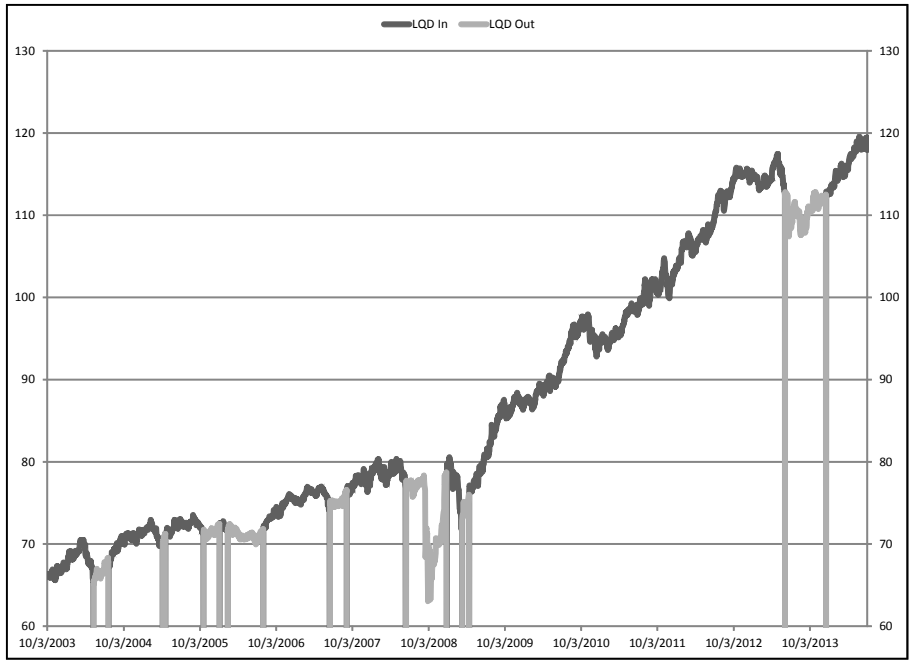
As a reminder, I will be speaking in San Francisco August 22nd at the MoneyShow and in Los Angeles August 23rd at the Orange County AAI meetings about C-lecting funds. Hope to meet you there.

Interest Rates and Bond Prices

Tapering is on trend to end in October. With the Fed gone from the marketplace, it will be interesting to see if any dislocations develop in the bond market.

One area already hit hard over the past month are high yield funds with yields rising from roughly 5.25% to near 6%. Investors have run for the exits.

For the rest of the bond market, things are more sanguine. Even though rates are moving sideways, as seen on the corporate bond chart to the right, keep in mind the conclusion of my Special Report on bonds. The fact is the Federal deficit is projected to narrow the most this year since 2008. In other words, the debt to GDP ratio is narrowing; it is falling. Long-term this means the primary trend of interest rates remains up. The secular bull market in bonds is over.



The chart above is the daily close of the total return (price, including dividends) of LQD from 10/2003 through the present. LQD is the ETF of the investment grade corporate bond market. The dark thick line is when the SLM Bond Market Timing Model (intermediate-term) is bullish on LQD (expect higher prices and lower yields). The lighter line between the two vertical "posts" shows when it is bearish (expect lower prices and higher yields).

MAAP: Income

No changes to the income portfolio last month.

Incidentally, I will be running the same narrower C application on bonds and will let members know the results.

MONTHLY ACTIVITY

MONTH ENDING: 7/31/2014

MONTH END VALUATIONS

INCOME, selected & timed, style and asset allocated (bond, hybrid, cash)

Activity Date	Activity	Fund	Action Price	Number of Shares	Action Value	Symbol	Fund Style	Fund	Ending NAV	Number of Shares	Current Value	Percent of Total		
22-Feb	sell	BGNMX	11.07	2,292.0490	25,373	DLTNX	Bond Flex	DoubleLn Ttl Rtrn	10.94	2,454.9019	26,857	11%		
24-May	sell	FBNDX	7.94	3,258.9673	25,876									
22-Aug	sell	MBB	103.66	375.5742	38,932									
22-Aug	sell	PONDX	12.04	1,720.7731	20,718									
									Cash	MoneyMarket	100	210,041,000	210,041	89%
Total Valuation=											236,898	100%		

MAAP: Aggressive Growth, Growth, and Balanced

PREVIOUS ACTIVITY			TO MONTH ENDING: 7/31/2014			MONTH END VALUATIONS							
AGGRESSIVE GROWTH, selected & timed, style allocated (equity, hybrid, cash)													
Activity Date	Activity	Fund	Action Price	Number of Shares	Action Value	Symbol	Style	Name	Ending NAV	Number of Shares	Current Value	Percent of Total	
7-Feb	sell	DVY	69.14	935.3500	64,670	OAKBX	Hybrid	Oakmrk Eqty Incm I	33.68	992.2481	33,419	6%	
7-Feb	sell	SDY	70.22	409.4200	28,749	FGBLX	Hybrid	Fidelity Gbl B Incd	25.20	2,200.0000	55,440	10%	
7-Feb	sell	IWS	64.76	562.2800	36,413	ALPHX	Hybrid	Hatteras Alpha Hdg	11.57	2,400.0000	27,768	5%	
28-Mar	sell	VILLX	25.00	2,347.4958	58,687	PGVFX	Eqty Wrld	Polaris Gbl Value	21.30	1,250.0000	26,625	5%	
28-Mar	buy	FGBLX	24.94	2,200.0000	54,868	OAKEX	Eqty Wrld	Oakmrk Intrntl SC	17.66	1,500.0000	26,490	5%	
28-Mar	sell	WEHIX	57.46	530.5603	30,486								
28-Mar	buy	TMCGX	57.19	960.0000	54,902								
28-Mar	buy	ALPHX	11.57	2,400.0000	27,768								
20-May	sell	DES	66.01	510.0800	33,670								
20-May	sell	JAVTX	61.26	497.9770	30,506	TMCGX	Eqty SC	Turner Emrg Grth	54.17	960.0000	52,003	10%	
20-May	buy	PGVFX	21.37	1,250.0000	26,713								
20-May	buy	OAKEX	17.73	1,500.0000	26,595								
								Cash	Money Market	100	319,501.0000	319,501	59%
											541,246	100%	

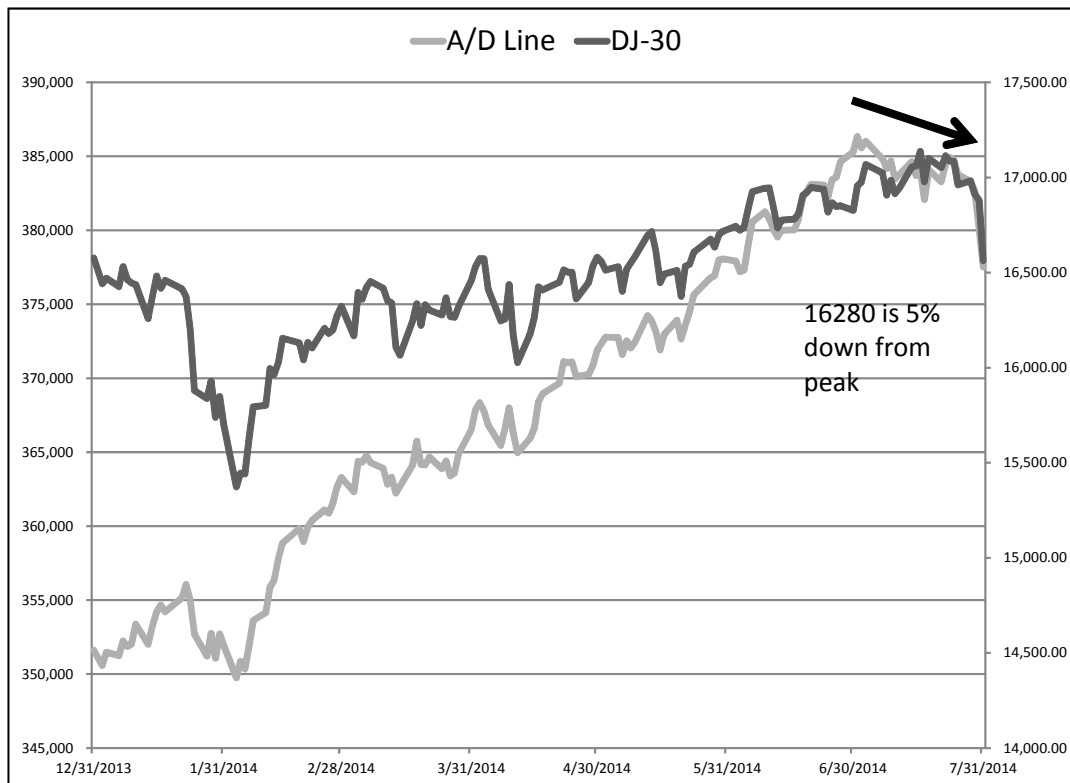
GROWTH, selected & timed, style & asset allocated (equity, hybrid, cash)													
Activity Date	Activity	Fund	Action Price	Number of Shares	Action Value	Symbol	Fund Style	Fund	Ending NAV	Number of Shares	Current Value	Percent of Total	
7-Feb	sell	DVY	69.14	1,661.0500	114,845	OAKBX	Hybrid	Oak Eqty Incm I	33.68	1,611.9821	54,292	6%	
7-Feb	sell	SDY	70.22	720.6900	50,607	FGBLX	Hybrid	Fidelity Gbl B Incd	25.20	3,850.0000	97,020	10%	
7-Feb	sell	IWS	64.76	816.8300	52,898	ALPHX	Hybrid	Hatteras Alpha Hdg	11.57	4,100.0000	47,437	5%	
28-Mar	sell	VILLX	25.00	3,743.0513	93,576	PGVFX	Eqty Wrld	Polaris Gbl Value	21.30	2,200.0000	46,860	5%	
28-Mar	buy	FGBLX	24.94	3,850.0000	96,019	OAKEX	Eqty Wrld	Oakmrk Intrntl SC	17.66	2,700.0000	47,682	5%	
28-Mar	sell	WEHIX	57.46	848.8964	48,778								
28-Mar	buy	PGVFX	21.40	2,200.0000	47,080								
28-Mar	buy	ALPHX	11.57	4,100.0000	47,437								
20-May	sell	DES	66.01	714.1000	47,138								
20-May	sell	JAVTX	61.26	746.9655	45,759	TMCGX	Eqty SC	Turner Emrg Grth	54.17	1,670.0000	90,464	10%	
20-May	buy	PGVFX	21.37	2,200.0000	47,014								
20-May	buy	OAKEX	17.73	2,700.0000	47,871			Cash	Money Market	100	558,096.0000	558,096	59%
											Total Valuation=	941,850	100%

BALANCED, selected & timed, style & asset allocated (equity, hybrid, bond, cash)													
Activity Date	Activity	Fund	Action Price	Number of Shares	Action Value	Symbol	Fund Style	Fund	Ending NAV	Number of Shares	Current Value	Percent of Total	
7-Feb	sell	DVY	69.14	1,306.2000	90,311	OAKBX	Hybrid	Oak Eqty Incm I	33.68	1,333.3333	44,907	6%	
7-Feb	sell	SDY	70.22	601.5800	42,243	FGBLX	Hybrid	Fidelity Gbl B Incd	25.20	3,250.0000	81,900	10%	
7-Feb	sell	IWS	64.76	683.0300	44,233	ALPHX	Hybrid	Hatteras Alpha Hdg	11.57	3,500.0000	40,495	5%	
28-Mar	sell	VILLX	25.00	3,285.0861	82,127	PGVFX	Eqty Wrld	Polaris Gbl Value	21.30	1,900.0000	40,470	5%	
28-Mar	buy	FGBLX	24.94	3,250.0000	81,055	OAKEX	Eqty Wrld	Oakmrk Intrntl SC	17.66	2,300.0000	40,618	5%	
28-Mar	sell	WEHIX	57.46	742.7844	42,680								
28-Mar	buy	TMCGX	57.19	1,400.0000	80,066								
28-Mar	buy	ALPHX	11.57	3,500.0000	40,495								
20-May	sell	DES	66.01	663.1200	43,773	TMCGX	Eqty SC	Turner Emrg Grth	54.17	1,400.0000	75,838	10%	
20-May	sell	JAVTX	61.26	669.1566	40,993	DLTNX	Bond Flex	DoubleLn Ttl Rtrn	10.94	4,952.0600	54,176	7%	
20-May	buy	PGVFX	21.37	1,900.0000	40,603								
20-May	buy	OAKEX	17.73	2,300.0000	40,779			Cash	Money Market	100	418,603.0000	418,603	53%
											Total Valuation=	797,006	100%

PORTFOLIO CHANGES: No changes were made in June.

WHAT TO DO NOW: As mentioned, I plan to move the MAAP Balanced Portfolio into the new application of C, into the Hybrid only strategy. Hybrids use both stocks and bonds, which is the purpose of the Balanced Portfolio. Except for OAKEX and PGVFX, all of the other positions are now past their short-term holding periods to avoid redemption charges, so please watch your email for a Hotline this week. If you do not get the Hotline, please email info@selectionsandtiming.com.

Market Timing and Asset Allocation



The chart shows the NYSE Advance/Decline Line (A/D line) grey line and the Dow Jones Industrial Index (DJ-30) black line.

Up until last month, both series would move in tandem, except occasionally the DJ-30 would lag, while the A/D line would make new highs. The DJ-30 would even-

tually catch up. Typically tops are forecasted by lags in the A/D line, not vice-versa. So it is interesting to note this new negative divergence between the two series.

The chart also marks the 5% decline trigger that matches previous trigger points on the NYSE margin debt. See page 28 of the online version.

TIMING POSITIONS (Intermediate is weeks to months. Long term is months to years. Bullish is an expected series over time of higher highs and higher lows. Bearish is an expected series of lower highs and lower lows. Neutral is an expected series of sideways, without a discernible trend.)

STOCKS: Neutral intermediate-term Bearish long-term
GOLD: Neutral **BONDS LT:** Bearish (p. 5)

STOCK MARKET COMMENTS (SUM: 4 bull, 3 neutral, 5 bear)

- US Gov. fiscal policy, **bearish** (reducing spending, raising taxes).
- Corporate activity **neutral** (peak earnings, max profit margins past).
- Economy, **bullish** (self-sustaining growth, job market improvement).
- Inflation, **neutral** (potential negative surprises on horizon).
- World input, **bullish** (central banks easing, recessions lifting).
- Consumer, **bullish** (housing recovered, job opportunities).
- Investor sentiment, **bearish** (too many bullish advisors and investors).
- Federal Reserve policy, **bullish** (tapering: rate rise sooner?).
- Market valuations, **bearish** (various ratios of price to value (book, PE, replacement) are overpriced. Relative to yield, stocks look cheap).
- Exogenous events, **neutral** (margin unravel about to kick in?).
- Hedge fund/leverage risk, **bearish** (margin debt records, IPO hot).
- Technical, **bearish**, (bearish divergence in indexes).

Another indicator turned bearish last month from neutral, the Technical indicator. The chart above shows the reason for this; the negative divergence between the two series. This is a first in a long time.

As well, it is important to keep in mind the margin debt implosion potential. Previous margin peaks were met with subsequent 50% declines in stocks (see page 28).

The main support to stocks remains the same as always. The Fed is still committed to keeping short-term rates near zero. They are tapering however, which pulls a bit of support away from the stock bull case. If rates rise a bit, this provides some competitive advantage to bonds and weakens the relative valuation of stocks.

Performance Scoreboard

INDEXES, FUND STYLES & MAAP PORTFOLIOS	% RETURNS FROM THE PAST X MONTHS THRU 7/31/14					V Vol- atility	INDEX CLOSE		PERFORMANCE IN:					
	X= 12	9	6	3	1				2013	2012	2011	2010	2009	2008
World Growth Index*	16.06	8.77	7.66	3.22	-1.90	2.8	10194	-	28.79	16.44	-4.17	17.17	35.08	-39.25
Dow Jones Industrials	6.86	6.55	5.51	-0.11	-1.56	2.5	16563.30	-	26.50	7.26	5.53	11.02	18.82	-33.84
Standard & Poors 500	16.92	11.59	9.39	3.01	-1.31	2.7	7994.94	-	32.34	15.88	0.00	12.78	23.45	-38.49
Russell 2000	8.56	2.81	-0.30	-0.26	-6.05	3.6	5251.76	-	38.82	16.35	-5.45	25.31	25.22	-34.80
Dow Jones World Index	13.80	6.72	7.80	2.26	-1.51	2.5	325.72	-	20.78	13.72	-9.91	11.89	31.97	-42.85
Gold/Silver Index (XAU)	0.11	4.00	9.00	7.16	-1.97	7.4	98.87	-	-49.18	-8.33	-20.28	34.67	35.85	-28.54
Dow Jones Ttl Bond	6.38	4.80	3.41	1.17	-0.21	1.0	333.73	-	-1.45	10.81	8.51	8.54	17.89	1.80
Small Cap	9.33	2.76	0.11	-0.18	-5.29	3.5	Columns 2 through 6 are the average returns and column 7 is the average V (volatility) for all funds in each fund style. Usually, the larger the V the greater the risk.		38.72	14.00	-3.18	24.55	31.86	-39.13
Mid Cap	14.27	7.66	4.65	2.20	-3.23	3.1			35.09	14.79	-4.58	20.91	35.93	-41.93
Large Cap	16.60	9.63	6.77	3.31	-1.75	3.0			33.29	15.68	-2.14	15.38	33.01	-39.89
Value	14.26	9.26	7.40	1.72	-2.47	2.7			32.18	15.69	-1.81	14.54	30.13	-37.96
Contrary	-8.17	-6.23	-4.25	-2.98	-0.09	2.4			-10.28	-6.86	-11.34	-9.02	-5.99	5.36
World/Intntl Growth	13.27	4.89	7.81	2.15	-1.64	3.0	Usually, the larger the V the greater the risk.		18.48	18.27	-13.98	16.55	37.01	-47.03
Growth/Income	13.70	8.85	7.73	1.76	-2.13	2.6			28.93	13.94	1.57	12.56	25.16	-36.20
Bond Long	7.16	6.26	4.93	2.15	0.15	2.0			-8.56	4.19	24.66	2.99	-8.70	11.91
Bond High Yield	6.37	3.88	2.46	-0.08	-1.63	1.1			5.74	12.93	3.52	5.41	30.64	-23.05
Bond World	6.87	4.59	5.94	1.77	-0.68	1.5			-3.76	11.27	3.98	1.77	10.54	-7.34
MAAP Aggrsv Grth	1.25	-1.19	-1.05	-0.57	-1.51	1.1	For more information about these model portfolios, please see pages five and six.		11.69	3.73	-1.30	11.21	21.35	-10.73
MAAP Growth	1.74	-0.47	-1.05	-0.54	-1.45	1.0			11.16	4.09	-1.45	11.47	20.83	-5.75
MAAP Balanced	2.30	-0.08	-0.73	-0.47	-1.25	1.0			10.86	4.98	-2.11	13.43	24.69	-13.09
MAAP Income	-0.63	-0.05	-0.10	-0.20	-0.10	0.2			-1.44	1.72	4.97	3.10	5.60	-4.78

*World Growth Index is a fully invested blend of 20% each in EEM (emrg mrkt), EFA (euro far east asia), IWM (rusl 2000), QQQ (nsdq 100), SPY (s&p 500). Data and MAAP include dividend reinvestments.
(MAAP portfolios deduct a simulated 2% fee, as if we managed it. Subscribers may generally add back 2% to the annual numbers to get your actual results.)

Managed Asset Allocation Program (MAAP)

Fund Selection. We monitor about 800 funds and ETFs. We separate them into their Asset class (Equity, Hybrid, Bond). We subdivide them into Styles like small, large, value, international, etc.. We rank the funds by their risk-adjusted (V volatility) relative performance to the market and peer group (CS). We pick them by that combined result C (risk adjusted relative performance).

Portfolio Allocation (market timing). We follow a straightforward approach to allocation: Overweight the Portfolio to the investment Style that is performing the strongest on a risk-adjusted basis. We may also use contrary (bear market) funds, and cash (money market funds).

Diversification. We diversify by fund company, investment style, and asset class. The funds themselves normally reduce specific company risk, so that the main investment risk is the market's direction (up or down).

MAAP. Our Managed Asset Allocation Program brings our proprietary fund selection and market timing models together. We EVOLVE, buying from the top 5%, holding as long as the fund is in the top 20%. If it drops below 4 comets, we evolve, selling that fund and buying from the top 5% again. We overlay market timing on this fund selection evolution. The results are four portfolios shown on pages 5 and 6. See Scoreboard above for comparative performances.

Watercourse Way Holdings, LLC publishes and owns *No-Load Mutual Fund Selections & Timing Newsletter*. It is normally posted to InvestmentST.com and mailed by the fifth business day of the month. Price data is through the previous month's end.

Email SMcKee@SelectionsAndTiming.com or call 1-800-800-6563 with any questions or comments.

To subscribe, please call 1-800-800-6563 or visit our web site SelectionsAndTiming.com or write to PO Box 830396 Richardson TX 75083-0396. Subscriptions are \$180.00 per 12 issues (12 months) or \$350.00 per 24 issues (two years). Subscriptions also include emailed hotline updates and special reports. Subscriptions may be tax deductible. Subscribers who reside outside of the United States and receive the mailed issue must add \$36.00 for postage and special handling per each 12 issues. No additional cost for on-line retrieval only.

Disclaimer, Nothing in this Newsletter should be construed as an offer to buy or sell any securities. It does not consider your personal situation. The information herein is assembled from sources who are believed reliable, but the accuracy of data or advice cannot be guaranteed. Past performance does not guarantee future performance. No chart, strategy or tactic guarantees gains or losses. No assurances can be given that objectives will be met. The company, its officers, staff, and clients may or may not invest in the funds and/or in the proportions shown in this Newsletter. All disclaim any and all liability for any losses that may result from use of any data presented herein. All investments involve risk of loss. Read a fund's prospectus carefully before investing.

To reprint limited material, provide full credit, including name, address, phone number, and web site SelectionsAndTiming.com.

Copyright, ©, 1984-2014, Watercourse Way Holdings, LLC. All rights reserved.

Updates For NLMFS&T Newsletter

Lots of activity in the background with the new web site (SelectionsandTiming.com) and application changes of C to styles, families, and 401k plans. Thank you all for the feedback and patience as we move the process forward.

With the new sub style application of C, the database will be changing both as to makeup and sorting profile. This process has begun in August. The Hybrid pool is already changing, but merging it with the Newsletter database is a bit more complicated than anticipated. Thus it looks the same, but there are changes. I am trying to provide more application of data, rather than just the data. The new selection process will generally exclude closed funds, funds with internal redemption charges in effect greater than 90 days, and funds not part of the no-transaction marketplaces at brokerages. To take this latter information into account (like with funds from Fidelity, Vanguard, Price that are not available without charge at various brokers), I will offer separate analysis to those specific families. Last month for example I showed the preliminary Vanguard fund family on page 27. This month I show C applied solely to preliminary Fidelity funds on page 25. Incidentally, TD Ameritrade brokerage still requires 180 day holding period to avoid brokerage short-term redemption charges; this length will not be accommodated.

Instruction Legend For Pages 10-28

Pages 10-28 list all of the funds that we track (about 800) in various categories. Pages 9-28 are electronic only (available on line at InvestmentST.com in PDF format); they are not included in the mailed version, which is the same first pages 1-8. The two letters are identical, except for their length. The database of no-load funds and ETFs is separated into three primary asset types (Hybrid (H), Equity (E), Bond (B)). Fidelity Select Funds (select) are also separated into a type. That is four separate asset types. (I also use cash as an asset type.)

The funds in each asset type are ranked by C, which is a fund's risk-adjusted relative performance. We assign the top 5% five comets (*****), the next 15% four comets (****), the middle 60% three comets (***) , the lower 15% two comets (**), and the worst 5% one comet (*). This dynamic ranking system means a fund's rank may change each month. The main selecting strategy is to buy from the top 5% of the funds in the NLMFS&T Newsletter and hold as long as the fund remains in the top 20% (first 5%, five *****, and next 15%, four ****). This 20% group is highlighted in green on the following pages. When (not if) a fund falls out of that top grouping, it is time to sell and reenter with a fund picked from the top 5%. Each month go through your portfolio to see where your funds are ranked. Evolve out of the laggards into the leaders.

This buy/sell selecting/evolving decision, however, may be mitigated by a few things. We want some diversification between styles (small cap, large cap, international, etc). We want to hold long enough to avoid short-term redemption charges by either the fund or broker. Taxes may also impact the decision. This selecting strategy may also be suspended during expected market timing considerations, such as an outright buy or sell. If we raise cash, for example, we may still sell a highly ranked fund.

Pages 10-28 are separated by asset type H, E, B, or Fidelity Select and then sorted alphabetically by fund name. Hybrid funds are shown on page 10. Equity funds are on pages 11-19. Bond funds are on pages 20-21. Fidelity Select funds are on page 22 (this should provide a relative view of the comparative performance of different industries). ETFs are listed separately on page 23, but are ranked according to their overall database rank within the asset type. Pages 24-27 show only the American Century, Fidelity, T. Rowe Price, and Vanguard families, as they are also ranked within the overall database rank. All listings are grouped by fives.

This selecting and timing strategy is an active asset allocation process over time. It is not buy/hold/forget. We believe funds come into and out of prominence, that no single fund is right forever. We also believe the market has value, that there are times to be in the market and times to be out of the market. In summary, we simply, consistently strive to make money and not lose it over bull and bear markets.

All Hybrid Funds Alphabetically by Symbol

Legend	Fund Name	Symbol	Style	12m	9m	6m	3m	1m	V	NAV	Rank
Fn So Tn	AmBcn Blncd	AABPX	HB	11.47	8.83	7.38	1.87	-1.17	1.82	15.18	****
F So T	Forward Balncd	ACBIX	HB	6.37	3.89	4.27	0.61	-1.20	1.41	15.52	**
F So Tn	Forward Incm/Grth	ACIGX	HGI	5.50	3.21	3.47	0.83	-0.89	1.14	14.43	***
F S T R1<60d	Alpine Foundation	ADBYX	HB	9.98	7.87	7.16	1.78	-1.41	2.04	13.30	***
Fn So Tn	Hatteras Alpha Hdgd	ALPHX	HGI	4.80	1.94	0.17	0.52	-1.11	0.89	11.57	**
Fn So Tn	AmCent One Ch Very Consvrt	AONIX	HB	5.99	4.23	3.81	1.36	-0.83	0.97	11.94	***
F S T R1<180d	Berwyn Income	BERIX	HGI	10.49	5.25	4.06	0.40	-0.83	1.21	14.34	****
F S T	Bridgeway Mngd Volatility	BRBPX	HB	7.47	6.56	5.64	1.09	-0.65	0.91	13.85	*****
Fn So Tn R2<60d	Buffalo Flexible Incm	BUFBX	HB	9.27	6.68	6.06	1.41	-0.87	1.46	14.80	****
F S T R1<60d	CornerCap Balanced	CBLFX	HB	12.43	9.27	7.38	2.52	-0.63	1.85	15.86	****
F S T	Dodge & Cox Balanced	DODBX	HB	15.53	10.67	7.42	3.06	-0.67	2.02	102.01	*****
Fn So Tn	ManningNap Blncd Cnsrvt	EXDAX	HB	8.20	5.68	5.03	1.43	-0.77	1.19	14.16	****
Fn S T	Fidelity AM Eqty 85%	FAMRX	HA	14.67	8.39	6.47	2.01	-2.31	2.42	17.78	***
Fn S T	Fidelity AM Eqty 70%	FASGX	HA	12.67	7.35	5.76	1.87	-1.93	2.07	21.30	***
Fn S T	Fidelity AM Eqty 20%	FASIX	HA	5.61	3.61	2.74	0.90	-0.76	0.83	13.59	***
Fn S T	Fidelity AM Eqty 50%	FASMX	HA	10.18	6.11	4.72	1.55	-1.48	1.54	18.04	**
Fn S T	Fidelity Balanced	FBALX	HB	13.51	8.82	6.26	2.66	-1.44	1.99	23.62	***
Fn S T	Fidelity Equity Income II	FEQTX	HGI	13.02	10.22	9.43	2.20	-2.41	2.65	25.41	***
Fn S T R1<30d	Fidelity Global Balanced	FGBLX	HGI	9.47	4.37	2.40	0.60	-2.44	2.02	25.20	**
F So Tn R2<90d	FPA Crescent	FPACX	HGI	12.17	8.32	6.15	2.64	-0.47	1.63	34.17	*****
Fn S T	Fidelity Puritan	FPURX	HGI	14.12	9.16	5.90	3.08	-1.32	2.03	22.11	***
Fn So Tn R2<60d	Greenspring Fund	GRSPX	HGI	3.32	-0.45	0.78	-1.05	-3.06	1.62	25.68	**
Fn So Tn	Hennessey Balanced	HBFBX	HB	3.80	3.56	4.16	0.33	-0.08	1.01	12.90	***
Fn So Tn	Hennessey Eqty Incm	HEIFX	HB	9.51	6.52	6.80	1.94	-1.34	1.68	16.15	***
So T	Holland Balanced	HOLBX	HB	10.32	7.80	7.31	1.38	-1.25	2.19	19.82	***
F S T R1.5<60d	Hussman Strtg Ttl Rtrn	HSTRX	HB	5.26	3.33	3.75	2.29	-0.60	1.19	11.56	***
Fn So Tn R2<30d	Intrepid Capital	ICMBX	HB	10.54	6.72	4.98	1.03	-1.17	1.60	12.66	***
Fn So Tn	Janus Balanced	JABAX	HB	12.18	7.43	5.69	2.05	-0.99	1.68	30.91	****
Fn So T R2<30d	Kinetics Multi-Disc	KMDNX	HB	4.71	2.92	2.68	1.45	-1.58	1.03	11.23	**
Fn So Tn R2<5d	Leuthold Core Invst	LCORX	HB	14.82	8.93	6.50	2.00	-1.70	2.08	19.06	***
S T C	CGM Mutual Fund	LOMMX	HGI	5.14	4.03	0.77	1.85	-3.57	3.18	31.34	**
F S T	Mairs & Power Balanced	MAPOX	HB	9.97	6.44	6.08	0.93	-2.01	2.06	84.47	***
Fn So Tn R2<7d	Gamco Mathers Fund	MATRX	HGI	-8.49	-5.22	-4.00	-1.20	2.06	1.69	7.44	**
Fn So Tn	Aston Mntg Balncd	MOBAX	HB	9.01	5.18	3.59	1.85	-1.11	1.72	24.12	***
Fn So Tn	Northern Incm Eqty	NOIEX	HGI	10.07	6.84	6.04	0.03	-3.08	2.33	15.70	**
Fn So Tn	Oakmark Eqty Incm I	OAKBX	HB	13.19	7.62	6.21	1.54	-1.78	2.26	33.68	***
Fn So Tn	Pimco All Asset	PASDX	HA	8.67	5.05	7.37	2.48	-0.63	1.68	12.67	***
Fn So Tn	Pimco All Asset All Authrty	PAUDX	HA	5.55	3.09	6.18	2.08	-0.68	1.60	10.28	***
Fn So Tn	Pax World Balanced	PAXWX	HB	11.07	6.26	6.39	2.33	-1.11	1.88	24.84	***
Fn So Tn	Permanent Portfolio	PRPFX	HB	6.87	3.15	4.54	1.40	-1.01	1.74	44.91	**
F S Tn C	Price Capital Appreciation	PRWCX	HGI	12.56	9.30	6.57	1.96	-1.31	1.75	27.09	****
Fn So Tn	Rainier Balanced	RIMBX	HB	11.06	6.62	3.53	2.86	-0.89	2.04	15.53	***
F S Tn	Price Balanced	RPBAX	HB	12.99	7.20	5.66	2.25	-1.20	1.89	23.86	***
So Fn Tn	SIT Balanced	SIBAX	HB	11.22	7.44	5.41	2.58	-0.79	1.85	20.77	***
Fn So Tn C	Dreyfus Balncd	THPBX	HB	10.32	6.86	5.08	1.62	-1.35	1.98	21.94	***
F S Tn R2<90d	Price Intrntl Grth Incm	TRIGX	HGI	16.06	7.27	7.29	0.43	-1.64	2.67	16.18	***
Fn So Tn	AmCent Blncd Investors	TWBIX	HB	11.02	7.76	6.36	1.73	-0.89	1.75	18.92	***
Fn So Tn	AmCent Strtgc Agg	TWSAX	HB	11.53	6.29	6.04	2.09	-2.00	2.22	8.81	***
Fn So Tn	AmCent Strtgc Consvrt	TWSCX	HB	7.87	5.00	4.46	1.57	-1.14	1.30	6.07	***
F S T	Vanguard Balanced	VBINX	HB	11.05	7.39	5.66	1.98	-1.28	1.68	28.47	***
F S T	Vanguard Star	VGSTX	HGI	12.77	7.48	5.96	2.02	-1.31	1.79	24.78	***
Fn So	Villere Balanced	VILLX	HB	8.80	4.36	4.07	1.73	-3.55	2.14	25.82	**
Fn So Tn	Value Line Asset Allctn	VLAAX	HB	8.61	3.30	2.80	-0.07	-2.65	1.89	27.16	**
F S T C	Vanguard Wellington	VWELX	HB	12.00	8.97	6.99	1.82	-1.03	1.78	39.49	****
F S T	Vanguard Wellesley Incm	VWINX	HB	8.47	6.54	5.24	0.97	-1.00	1.28	25.65	****
Fn So Tn	Weitz Balanced	WBALX	HB	6.44	3.96	2.42	0.19	-1.27	1.03	13.98	***
Fn So Tn	Teton Westwood Balanced	WEBAX	HB	7.89	6.04	4.53	0.99	-1.61	1.63	12.80	***
Fn So Tn	Teton Westwood Incm	WESRX	HGI	13.13	9.41	10.95	2.60	-1.93	2.46	11.66	**

Equity Funds Alphabetically by Symbol

Legend	Fund Name	Symbol	Style	12m	9m	6m	3m	1m	V	NAV	Rank
Fn So Tn R2<90d	AmBcn Emrg Eqty	AAEPX	EW	19.24	7.85	17.46	8.49	0.47	3.21	12.78	****
Fn So Tn	AmBcn LrgCap Value	AAGPX	ELC	15.32	11.79	9.84	2.09	-1.81	2.78	28.81	***
Fn So Tn	AmBcn Intrntl Eqty	AAIPX	EW	12.68	3.15	5.03	-0.69	-2.83	2.85	20.24	**
F So T C	Forward Agrsv Grth	ACAIX	EA	10.81	8.36	8.73	2.71	-0.52	1.69	15.35	*****
Fn So Tn	AmCent Midcap Value	ACMVX	EMC	16.40	11.68	10.19	3.79	-2.09	2.54	16.90	*****
Fn So Tn	AmCent Cap Value	ACTIX	EV	13.66	11.39	10.13	2.63	-1.68	2.81	9.35	***
Fn So T	Aston LMCG Sml Cap	ACWDX	ESC	10.38	7.37	0.66	4.48	-2.27	3.64	13.76	**
F So T	Forward Growth Allctn	AGALX	ELC	9.09	5.97	6.73	1.37	-1.23	1.92	15.28	**
F So Tn	Forward Grth/Incm	AGIIX	EGI	7.73	4.77	5.25	0.71	-1.36	1.67	15.99	**
F S T R1<60d	Alpine Realty Inc/Grth	AIGYX	ERE	14.01	14.54	13.94	4.18	0.25	3.05	20.20	*****
Fn So Tn	AmCent Lrg Co Value	ALVIX	ELC	14.15	11.88	10.67	2.97	-1.72	2.85	8.55	**
Fn So Tn	Amana Grth	AMAGX	ELC	14.86	9.17	6.10	1.66	-2.82	2.76	33.05	**
Fn So Tn	Amana Incm	AMANX	EV	12.45	5.61	6.80	-0.95	-3.72	2.77	44.27	**
Fn So Tn C R2<365d	AMIDEX 35 Israel	AMDEX	EW	16.99	11.81	6.77	1.61	-0.53	2.72	15.15	**
Fn So Tn	AmBcn MidCap Value	AMPAX	EMC	14.05	8.21	7.88	1.45	-3.43	3.04	14.65	**
Fn So Tn R2<60d	AmCent Veedot	AMVIX	ESC	15.45	8.84	6.54	1.88	-3.07	2.81	9.78	**
Fn So Tn R2<60d	AmCent SmlCap Grth	ANOIX	ESC	7.13	0.59	-3.14	0.42	-6.17	3.82	12.02	**
F So T R1<30d	LKCM Aquinas Small Cap	AQBLX	ESC	5.07	-1.50	-3.34	-2.58	-6.87	3.62	8.68	**
F So T R1<30d	LKCM Aquinas Grth	AQEGX	ELC	7.37	2.25	0.78	-0.24	-3.03	2.61	20.77	**
F So T R1<30d	LKCM Aquinas Value	AQEIX	EV	11.00	7.02	5.58	0.50	-3.76	2.87	18.15	**
Fn So Tn R2<30d	The Arbitrage	ARBFX	EC	1.17	1.17	0.79	1.04	-0.08	0.30	12.69	*****
Fn So Tn R2<90d	Aston Real Estate	ARFCX	ERE	7.97	7.01	8.74	2.40	-0.75	2.70	11.94	**
Fn So Tn	Ariel Fund	ARGFX	EMC	17.08	9.23	7.28	4.56	-3.17	3.57	75.17	**
Fn So Tn R2<90d	Artisan Glbl Value	ARTGX	EW	15.39	8.61	7.44	1.60	-1.97	2.43	15.89	**
Fn So Tn R2<90d	Artisan International	ARTIX	EW	11.70	4.23	5.63	1.90	-3.04	3.15	30.57	**
Fn So Tn R2<90d C	Artisan Intl SmCap	ARTJX	EW	9.24	0.30	-2.00	-4.46	-6.05	3.39	25.95	**
Fn So Tn	Artisan Value	ARTLX	ELC	19.18	11.41	13.47	4.22	-1.02	2.58	14.57	*****
Fn So Tn C	Artisan Mid Cap	ARTMX	EMC	11.25	3.30	-2.05	2.79	-3.84	3.71	46.85	**
Fn So Tn C	Artisan MidCap Val	ARTQX	EMC	10.45	5.53	6.29	1.11	-3.05	2.87	27.38	**
Fn So Tn R2<90d	Artisan Grth Opp	ARTRX	ELC	14.66	8.17	6.53	5.93	-0.84	3.40	18.93	**
Fn So Tn C	Artisan Small Cap	ARTSX	ESC	3.30	-6.74	-13.52	1.00	-7.52	4.56	26.30	**
Fn So Tn C	Artisan SmCap Val	ARTVX	ESC	4.05	-1.01	-0.50	-3.77	-5.95	3.17	17.85	**
F So Tn	Forward Extnrd Mrkt	ASMCX	ESC	15.36	10.02	7.65	2.42	-2.11	2.77	38.99	**
Fn So Tn	AmCent Small Co	ASQIX	ESC	10.33	6.87	3.49	0.06	-5.42	3.84	12.39	**
Fn So T C	Aston TMRO Sml Cap	ATASX	ESC	-0.11	-5.67	-4.21	-1.19	-7.01	3.32	20.70	**
Fn So Tn	Aston TMRO Divrsfd Eqty	ATLVX	EV	15.46	8.77	6.12	2.43	-3.17	3.18	17.70	**
Fn So T	Auxier Focus	AUXFX	EMC	8.33	5.49	6.12	1.55	-2.27	2.31	20.28	**
F S T	Aegis Value	AVALX	EV	2.25	-2.02	-1.26	-4.13	-6.67	2.85	20.43	**
Fn So Tn	AmBcn SmallCap Value	AVPAX	ESC	10.37	4.78	2.80	-0.72	-5.61	3.68	26.06	**
Fn So Tn	Baron Asset	BARAX	EV	16.99	8.05	4.35	3.24	-2.47	3.10	63.09	**
Fn T R2<60d	Brown Intrntl	BCIIX	EW	18.44	9.34	8.04	2.10	-1.71	2.52	12.63	*****
Fn So T R2<14d	Brown Midcap	BCMSX	EMC	9.01	5.01	2.06	-2.05	-4.27	3.19	25.78	**
Fn So Tn	AmCent Equity Growth	BEQGX	ELC	16.70	11.77	9.75	2.52	-1.22	2.81	32.35	*****
F S T R1<180d	Berwyn	BERWX	ESC	1.78	-0.88	-3.37	-4.54	-6.52	3.84	37.01	**
Fn So Tn R1<60d	AmCent Global Gold	BGEIX	EG	1.12	5.96	11.40	8.61	-2.08	8.03	10.85	**
Fn So Tn	Baron Growth	BGRFX	ELC	9.07	-0.82	-0.52	-1.49	-4.87	3.08	69.34	**
Fn So Tn	Madison Dividend Incm	BHBFX	EGI	11.95	8.81	8.21	1.09	-2.14	2.47	22.91	**
F So T R1<14d	Brown Growth	BIAGX	ELC	12.65	5.23	3.06	2.44	-1.00	2.21	18.88	**
F S T R1<14d	Brown Small	BIASX	ESC	5.44	-1.71	-6.32	-2.05	-4.77	3.23	17.18	**
So Tn	AmCent Income & Growth	BIGRX	EGI	16.39	10.60	9.51	1.80	-1.82	2.76	37.82	**
Fn So Tn	Baron Iopprtnty	BIOPX	EMC	7.86	2.33	-4.91	6.11	-4.47	4.16	18.59	**
Fn So Tn C	Artio Intrntl Eqty	BJBIX	EW	13.67	5.89	13.47	1.40	-0.94	2.70	29.66	**
Fn So Tn	Artio Glbl Eqty	BJGQX	EW	13.92	7.09	12.89	1.81	-1.19	2.59	42.30	**
Fn So Tn	RBB Value	BPAVX	EV	15.49	11.59	9.03	3.10	-1.48	3.06	21.98	**
Fn So Tn C	RBB Lng/Shrt Eqty	BPLEX	EC	11.52	11.25	13.69	1.95	1.90	1.85	21.43	*****
Fn So Tn R1<60d	RBB SmCap II	BPSCX	ESC	10.58	4.36	4.13	-0.24	-5.04	3.53	20.93	**
Fn So Tn	Baron Partners	BPTRX	EMC	17.12	7.50	6.50	-0.32	-5.76	3.74	34.55	**
F S T	Bridgeway Large Grth	BRLGX	ELC	18.90	11.76	10.23	4.68	-0.73	2.98	20.36	*****
F S T	Bridgeway BIChip 35	BRLIX	ELC	15.12	11.66	8.98	2.73	-0.88	2.53	11.29	*****
F S T C	Bridgeway Large Val	BRLVX	ELC	18.95	12.80	11.24	2.88	-1.55	2.94	22.86	*****
Fn So Tn	Profunds Bear	BRPIX	EC	-16.69	-12.01	-9.73	-3.50	1.16	2.72	10.48	**
F S T	Bridgeway Small Grth	BRSGX	ESC	8.08	4.61	1.94	2.58	-4.39	3.88	17.86	**
F S T	Bridgeway Small Val	BRSVX	ESC	6.31	4.25	3.84	-1.35	-5.03	3.89	21.90	**
F S T	Brandywine	BRWIX	ESC	14.20	8.93	4.29	3.82	-2.37	3.92	32.08	**

Equity Funds Alphabetically by Symbol

Legend	Fund Name	Symbol	Style	12m	9m	6m	3m	1m	V	NAV	Rank
Fn So Tn	Baron Small Cap	BSCFX	EV	10.59	2.34	-0.03	1.18	-5.25	3.33	33.56	***
Fn So Tn R2<60d	Buffalo Large Cap	BUFEX	ELC	15.77	8.22	3.92	3.79	-1.08	2.75	23.85	***
Fn So Tn R2<60d	Buffalo Growth	BUFGX	ELC	16.99	9.50	5.38	2.65	-1.42	2.82	36.06	***
Fn So Tn R2<60d	Buffalo Mid Cap	BUFMX	EMC	12.08	6.76	3.66	3.44	-3.65	3.27	19.25	***
Fn So Tn R2<180d	Buffalo Micro Cap	BUFOX	ESC	4.74	-6.28	-12.17	1.11	-7.46	5.14	17.25	***
Fn So Tn R2<180d C	Buffalo Small Cap	BUFSX	ESC	0.74	-7.53	-7.67	-1.34	-6.92	4.11	33.24	***
Fn So Tn R2<60d	Buffalo Discovery	BUFTX	EA	17.94	10.41	4.56	3.47	-2.88	3.18	20.88	***
Fn So Tn	AmCent Utilities Income	BULIX	EGI	7.93	6.94	7.65	-1.69	-4.71	2.77	17.18	***
Fn So Tn	Managers Brandywine Mid	BWAFX	EMC	11.23	4.74	1.49	1.60	-3.94	3.62	9.51	***
Fn So Tn	Ariel Aprprctn	CAAPX	ESC	15.79	8.58	6.61	4.37	-2.07	3.41	56.64	***
Fn So Tn	Clipper Fund	CFIMX	EV	14.52	10.10	9.08	2.02	-1.84	2.92	95.77	***
S T	CGM Focus	CGMFX	EA	6.49	4.38	-0.36	0.26	-4.38	4.15	38.41	***
S T	CGM Realty Fund	CGMRX	ERE	12.41	8.73	5.94	2.20	-3.86	3.31	32.36	***
Fn So Tn R2<60d	Chase Grth	CHASX	ELC	21.91	13.13	8.53	3.20	-2.75	3.40	14.50	***
Fn So Tn	Chesapk Core Grth	CHCGX	ELC	19.84	10.89	7.69	5.71	-1.45	3.35	22.41	***
Fn So Tn	Aston Mid Cap	CHTTX	EMC	18.67	14.83	10.08	3.89	-2.06	3.36	47.51	***
Fn So Tn R2<60d	Causeway Intl Val	CIVVX	EW	11.36	2.77	4.03	-1.30	-2.26	2.73	16.00	***
F S T R2<180d	Caldwell & Oakin Mrkt Oprrnty	COAGX	EA	-0.38	0.71	1.37	2.87	-0.92	1.34	21.48	***
Fn So Tn	CRM Sml Mid Cap Value	CRMAX	EMC	12.93	7.78	4.92	0.45	-4.02	2.85	17.91	***
Fn So Tn C	CRM Mid Cap Value	CRMMX	EMC	11.82	8.92	4.22	0.12	-3.59	2.94	34.33	***
Fn So Tn	CRM Sml Cap Value	CRMSX	EMC	5.37	-0.16	-1.89	-2.45	-7.14	3.73	21.86	***
F S T R1<60d	CornerCap Small Value	CSCVX	ESC	10.75	4.02	1.31	-1.59	-5.14	4.12	15.51	***
Fn So Tn R1<90d	Century SmCap	CSMVX	ESC	8.74	1.87	-2.14	-1.17	-6.20	3.47	31.69	***
Fn So Tn	Cohen & Steers Realty Shares	CSRSX	ERE	12.42	11.81	13.05	3.44	-0.18	3.08	72.30	***
ETF	Guggnhm Multi Ast In	CVY	EV	10.54	5.73	6.82	0.60	-3.21	2.24	25.30	***
ETF	PS Agrcltr	DBA	EA	8.85	7.03	8.76	-8.40	-2.37	2.74	26.81	***
ETF	PS Commodity	DBC	EC	-2.35	-1.67	1.77	-4.13	-4.74	2.19	25.32	***
ETF	PS Energy	DBE	EA	1.29	3.05	2.40	-1.79	-5.63	2.41	29.02	***
ETF	PS Oil	DBO	EA	5.94	6.84	7.51	1.55	-6.05	2.72	28.90	***
ETF	PS Silver	DBS	EG	1.75	-8.18	6.36	6.46	-3.51	7.06	33.77	***
Fn So Tn	Dreyfus Displnd Stock	DDSTX	EGI	13.04	7.20	5.82	2.06	-1.87	2.89	36.11	***
Fn So Tn R2<90d	Tocqueville Delafield	DEFIX	ESC	9.99	5.46	4.62	-0.87	-5.31	3.58	37.79	***
ETF	Wtree Emrg Mrkt EI	DEM	EW	8.26	-1.60	12.47	5.12	-0.37	3.55	51.65	***
ETF	Wtree Sml Cap Div	DES	ESC	8.71	3.70	3.28	-0.81	-5.03	3.30	66.35	***
Fn So Tn	Dreyfus Appreciation	DGAGX	EA	12.92	9.05	10.61	0.79	-2.71	2.93	54.16	***
ETF	PS Gold	DGL	EG	-3.99	-3.93	2.59	-0.88	-3.75	4.86	42.83	***
Fn So Tn	Dreyfus Growth & Income	DGRIX	EGI	16.70	9.99	5.84	2.75	-1.80	3.09	21.26	***
ETF	SPDR DJ Gbl Titans	DGT	EW	17.48	8.41	9.62	3.15	-1.00	2.85	71.50	***
ETF	Wtree Eqty Income	DHS	EGI	13.03	9.28	10.23	1.60	-1.79	2.24	58.20	***
ETF	SPDR DJ Industrials	DIA	ELC	9.07	8.15	6.59	0.46	-1.44	2.62	165.29	***
Fn So Tn	Dreyfus Intrnl Stock	DIISX	EW	13.64	4.34	6.73	0.00	-2.54	2.85	17.28	***
Fn So Tn	Dreyfus Small Cap Index	DISSX	ESC	10.67	3.12	1.26	-0.89	-5.54	3.43	28.83	***
ETF	Wtree LrgCap Div	DLN	ELC	14.61	10.66	10.36	1.97	-1.46	2.50	69.64	***
ETF	Wtree Intrntl SC Div	DLS	EW	19.08	5.19	5.43	0.28	-1.65	2.76	63.71	***
F S T	Dodge & Cox Intl Stock	DODFX	EW	20.96	10.24	11.73	2.75	-0.95	3.09	46.00	***
F S T	Dodge & Cox Stock	DODGX	ELC	20.28	13.64	9.64	4.06	-0.92	2.84	177.09	***
ETF	PS Short Dow 30	DOG	EC	-10.01	-8.82	-7.06	-0.85	1.27	2.63	25.54	***
Fn So Tn R2<60d	Driehaus Emrg Mrkt	DREGX	EW	9.96	3.56	9.66	4.66	-0.15	2.57	33.70	***
Fn So Tn C	Dreyfus Research Growth	DREQX	ELC	17.42	8.25	3.15	3.08	-1.97	3.27	13.93	***
Fn So Tn	Dreyfus Fund	DREVX	ELC	16.66	9.05	5.78	3.52	-1.55	2.91	12.07	***
Fn So Tn R2<60d	Driehaus Intl Dis	DRIDX	EW	4.12	-3.05	-1.72	0.19	-3.68	3.07	30.86	***
Fn So Tn C	Dreyfus Third Century	DRTHX	ELC	17.09	11.10	11.05	3.87	-0.91	2.60	15.28	***
Fn So Tn R2<30d	Domini Social Equity	DSEFX	EGI	20.07	13.48	11.86	4.77	-0.45	2.78	46.82	***
ETF	Wtree Ttl Div	DTD	ELC	14.51	10.24	10.17	1.95	-1.70	2.52	70.20	***
Fn So Tn	Wilshire Target Small Co Grth	DTSGX	ESC	5.88	0.06	-0.62	0.97	-5.28	3.71	23.85	***
Fn So Tn	Wilshire Target Small Co Value	DTSVX	ESC	10.85	3.75	2.07	-1.25	-6.26	3.89	23.66	***
ETF	iShares DJ Slct Div	DVY	EGI	12.56	8.04	7.73	-0.84	-4.34	2.78	73.64	***
ETF	Wtree DEFA	DWM	EW	17.42	6.38	9.81	0.24	-1.96	3.16	54.89	***
ETF	iShares Emrg Mrkt Stk	EEM	EW	14.22	4.94	15.65	6.86	1.36	3.30	43.82	***
ETF	iShares EAFE Indx	EFA	EW	14.01	4.45	7.26	-0.14	-2.60	3.02	66.59	***
F S T R1<60d	Alpine Intl Real Estate	EGLRX	ERE	8.25	2.60	12.28	4.21	-2.23	3.70	24.51	***
ETF	Wtree India	EPI	EWR	42.31	31.53	36.57	15.07	-2.45	6.68	21.92	***
F S T R1<60d	Alpine Cyclical Adv PPTY	EUEYX	ERE	9.05	0.85	6.42	3.54	-3.34	3.64	26.01	***
ETF	iShares Canada	EWC	EWR	18.86	11.86	16.00	6.09	-0.16	2.76	32.16	***
ETF	iShares Mexico	EWV	EWR	5.20	6.23	9.10	7.41	0.86	3.59	68.39	***

Equity Funds Alphabetically by Symbol

Legend	Fund Name	Symbol	Style	12m	9m	6m	3m	1m	V	NAV	Rank
F S T R2<60d	Fairholme	FAIRX	ELC	19.52	7.90	9.25	1.61	-2.49	3.33	41.56	***
Fn So Tn	FAM Equity Income	FAMEX	EGI	8.76	2.63	4.58	0.62	-4.73	2.84	24.78	***
Fn So Tn	FAM Value Fund	FAMVX	ESC	11.80	6.93	6.36	1.66	-3.24	2.78	63.57	***
Fn S T	Fidelity Blue Chip Growth	FBGRX	ELC	21.05	11.99	6.91	5.42	-1.77	3.50	66.71	***
Fn S T	Fidelity Contra	FCNTX	ELC	17.79	8.45	5.24	4.27	-1.44	3.01	97.91	***
Fn S T R1.5<90d C	Fidelity Small Cap Value	FCPVX	ESC	7.12	2.39	2.84	-0.86	-5.91	3.43	19.57	**
Fn S T	Fidelity Convertible Securities	FICVX	EGI	15.38	11.16	5.72	2.85	-1.12	2.22	32.70	****
Fn S T	Fidelity Capital Appreciation	FDCAX	ELC	17.11	11.08	4.74	5.39	-0.40	3.14	37.53	***
Fn S T R1.5<90d	Fidelity Aggrsv Grth	FDEGX	EA	15.93	9.53	6.20	2.38	-2.85	2.86	29.31	***
Fn S T	Fidelity Disciplined Equity	FDEQX	ELC	17.86	10.93	7.32	1.84	-1.49	2.72	33.70	***
Fn S T	Fidelity Independence	FDFFX	ELC	24.71	16.14	6.17	4.61	-2.76	3.85	39.06	***
Fn S T	Fidelity Dividend Growth	FDGFY	ELC	17.27	11.00	8.92	3.82	-1.19	2.79	37.26	****
Fn S T C	Fidelity Growth Company	FDGRX	ELC	17.17	9.16	3.67	3.92	-2.71	3.38	123.45	***
Fn S T R1<30d	Fidelity Diversified Intl	FDIVX	EW	13.67	5.12	5.36	1.06	-2.34	3.04	37.15	***
Fn S T R1.5<90d	Fidelity Stock Slctr SmCap	FDSCX	ESC	7.37	3.64	-1.56	-1.71	-6.02	3.31	25.31	**
Fn S T	Fidelity Stock Slctr AllCap	FDSSX	ELC	17.67	11.43	7.55	3.17	-2.47	2.80	37.46	***
Fn S T	Fidelity Value	FDVLX	EV	17.63	11.42	7.86	2.50	-3.02	2.86	109.78	***
Fn S T R1.5<90d	Fidelity EMEA	FEMEX	EW	12.33	1.48	10.44	4.85	-0.63	3.06	9.52	***
Fn S T R1.5<90d	Fidelity Emrg Mrkt	FEMKX	EW	14.38	5.49	14.90	6.76	0.04	3.29	25.75	***
Fn S T R.75<30d	Fidelity Export & Multintl	FEXPX	ELC	11.57	6.60	5.62	1.02	-2.05	2.32	24.81	***
ETF	SPDR Euro Stoxx 50	FEZ	EW	16.45	2.62	4.90	-4.74	-5.80	4.00	40.76	***
Fn S T	Fidelity Fund	FFIDX	ELC	15.86	10.39	6.80	3.33	-2.20	2.91	44.42	***
F So T	Forward SmallCap Eqty	FFSCX	ESC	6.10	5.33	0.09	3.72	-3.46	3.69	21.75	***
Fn S T C	Fidelity Fifty	FFTYX	EV	15.78	8.28	1.14	2.64	-3.53	3.43	28.39	***
Fn S T	Fidelity Growth & Income	FGRIX	EGI	15.16	10.33	9.81	3.39	-1.20	2.70	29.02	****
Fn S T	Fidelity Mega Cap	FGRTX	ELC	16.94	11.74	10.36	3.76	-0.85	2.74	16.30	****
Fn S T R1<30d	Fidelity Europe	FIEUX	EWR	11.12	2.80	2.64	-4.62	-4.95	3.23	38.42	**
Fn S T R1<30d	Fidelity Intrntl Discvry	FIGRX	EW	11.23	2.43	3.87	0.65	-2.91	3.16	39.98	***
Fn S T	Fidelity Utilities	FIUIX	EGI	17.26	10.82	8.84	2.53	-3.46	3.05	23.68	***
Fn S T R1<30d	Fidelity Aggrsv Intl	FIVFX	EW	15.46	6.31	7.44	2.81	-1.60	3.06	17.18	***
Fn S T R1.5<90d	Fidelity Japan	FJPNX	EWR	5.43	0.79	4.25	8.39	-1.31	3.10	12.01	***
Fn S T R1.5<90d	Fidelity Latin America	FLATX	EWR	5.41	-0.92	17.34	4.44	0.15	4.31	32.96	***
F So Tn	Flex Quantex	FLCGX	ELC	18.03	10.30	9.39	2.58	-2.50	3.10	37.00	***
Fn S T	Fidelity LrgCap Stock	FLCSX	ELC	18.46	12.46	8.11	3.32	-1.25	2.85	27.70	****
F So Tn	Flex Muirfield	FLMFX	ELC	17.85	11.18	11.31	3.94	-0.40	3.06	7.38	****
Fn S T R1.5<90d	Fidelity Low Priced Stock	FLPSX	ESC	14.42	7.46	6.76	2.35	-1.64	2.45	51.03	***
Fn S T R1.5<90d	Fidelity Levrg Co Stk	FLVCX	EMC	16.96	11.25	9.20	3.81	-1.12	2.69	45.82	****
Fn S T	Fidelity Magellan	FMAGX	EMC	18.85	11.45	7.13	4.21	-1.49	2.98	91.10	***
Fn S T R.75<30d	Fidelity Mid Cap Stock	FMCSX	EMC	15.51	9.19	4.44	1.19	-3.65	2.87	37.97	***
Fn So Tn	Federated Mid Cap Indx	FMDCX	EMC	12.58	7.23	4.96	1.31	-4.29	3.10	28.32	***
Fn So Tn R2<60d	Wasatch Large Cap Value	FMIEX	ELC	11.19	7.78	9.58	2.55	-1.61	2.40	12.81	***
Fn So Tn	FMI Large Cap	FMIHX	ELC	17.09	12.06	11.22	3.69	-1.77	2.68	22.21	****
Fn S T	Fidelity New Millennium	FMILX	ELC	17.36	11.06	5.03	1.85	-2.88	2.86	40.75	***
Fn So Tn C	FMI Common Stk	FMIMX	ESC	16.77	9.25	6.90	1.68	-3.36	2.93	29.59	***
Fn S T	Fidelity OTC	FPCPX	ELC	17.96	11.17	3.46	6.83	-1.68	3.83	81.23	***
Fn S T R1<30d	Fidelity Overseas	FOSFX	EW	14.38	5.13	4.60	-0.91	-3.23	2.88	40.51	***
Fn S T R1.5<90d	Fidelity Pacific Basin	FPBFX	EWR	17.29	6.48	10.21	6.16	0.07	2.59	29.14	****
Fn S T R.75<90d	Fidelity Real Estate	FRESX	ERE	12.61	12.61	14.15	3.84	0.62	3.04	37.56	****
Fn S T R1.5<90d	Fidelity Emrg Asia	FSEAX	EWR	19.65	9.98	15.36	10.39	2.72	2.93	33.57	*****
Fn S T R2<90d	Fidelity Small Cap Stock	FSLCX	ESC	11.44	6.06	3.98	0.74	-4.42	3.08	19.03	***
Fn S T	Fidelity Value Strategies	FSLSX	EV	14.18	10.33	7.90	2.87	-1.73	2.63	42.62	***
Fn S T	Fidelity Focused Stock	FTQGX	ELC	15.96	8.68	1.06	2.81	-3.27	3.62	20.10	***
Fn S T	Fidelity Trend	FTRNX	ELC	20.39	10.47	5.44	4.27	-1.93	3.14	88.12	***
Fn So T	Forester Value	FVALX	EV	1.73	3.25	2.07	-0.88	-0.64	1.04	12.34	***
Fn S T R1<30d	Fidelity Worldwide	FWWFX	EW	13.51	5.78	2.23	1.77	-3.36	3.26	24.72	***
ETF	Currency Euro	FXE	EC	0.27	-1.64	-0.90	-3.54	-2.24	1.19	132.09	**
ETF	iShares China	FXI	EWR	20.42	9.81	18.75	17.56	9.26	4.66	40.47	****
Fn So Tn R2<7d	Gabelli Asset	GABAX	EV	12.64	6.74	6.36	0.93	-3.37	2.81	66.43	***
Fn So Tn R2<7d	Gabelli Equity Incm	GABEX	EGI	12.42	7.96	7.86	0.92	-2.72	2.69	28.96	***
Fn So Tn R2<7d	Gamco Growth	GABGX	ELC	16.87	8.41	6.07	2.16	-1.81	2.82	47.74	***
Fn So Tn R2<7d	Gamco Small Cap Grth	GABSX	ESC	10.93	4.13	2.91	-0.31	-4.68	3.00	47.82	***
Fn So Tn R2<7d	Gamco Gbl Telecomm	GABTX	EWR	14.16	4.51	6.92	4.54	-1.21	2.62	25.33	***
Fn So Tn R2<7d	Gamco Gbl Convertible	GAGCX	EW	6.51	3.14	4.24	-0.90	-2.60	1.87	22.12	***
Fn So Tn	Hennessey Gas Utility	GASFX	EA	19.16	15.43	11.67	1.71	-4.75	3.32	29.68	***
Fn So Tn R.05<7d	US Gbl Invst Amrcn Eqty	GBTFX	EGI	15.28	6.63	4.63	1.47	-1.12	2.55	32.55	***

Equity Funds Alphabetically by Symbol

Legend	Fund Name	Symbol	Style	12m	9m	6m	3m	1m	V	NAV	Rank
Fn So Tn R2<7d	Gamco Gbl Grth	GICPX	EW	14.27	6.32	6.65	1.50	-2.25	2.76	31.76	***
Fn So Tn R2<7d C	Gamco International	GIGRX	EW	10.24	3.60	5.89	1.17	-2.38	2.70	23.37	***
ETF	SPDR Gold	GLD	EG	-3.57	-3.41	2.75	-0.67	-3.63	4.71	123.39	**
Fn So Tn R2<7d	Gamco Gold	GOLDX	EG	12.70	13.68	18.10	8.67	-1.52	9.34	14.29	***
Fn So Tn	Leuthold Grizzly Short	GRZZX	EC	-15.60	-11.89	-8.97	-3.26	3.35	2.61	7.41	**
Fn So Tn	Glenmede Small Cap	GTCSX	ESC	12.37	3.17	2.44	-0.27	-5.88	3.79	25.63	***
F S T R2<30d	Harbor Commodity	HACMX	EC	2.87	2.87	3.70	-5.80	-5.22	2.68	6.17	**
F S T	Harbor Capital Appreciation	HCAIX	ELC	21.73	10.24	4.41	5.84	-1.12	3.44	57.48	***
Fn So Tn R1<30d	Hodges Fund	HDPMX	EMC	26.98	13.72	11.77	4.45	-2.81	3.60	38.73	****
Fn So Tn	Hennsler Eqty	HEQFX	EGI	17.53	9.83	9.87	3.64	-0.74	2.87	14.81	****
Fn So Tn	Hennessey Cmrst Grth	HFCGX	EMC	15.80	10.54	5.49	0.82	-3.62	3.24	17.30	***
Fn So Tn	Hennessey Focus	HFCSX	EMC	9.82	3.86	2.49	1.66	-3.68	2.69	64.96	***
Fn So Tn	Harbor Intrntl Growth	HIIGX	EW	11.24	3.30	7.33	0.30	-2.30	2.74	13.17	***
Fn So Tn R2<60d	Harbor Intrntl	HIINX	EW	10.93	2.99	5.76	-2.64	-3.57	2.70	70.69	***
Fn So Tn	Harbor Large Cap Value	HILVX	EV	17.16	11.59	9.65	2.88	-2.34	2.88	12.11	****
Fn So Tn	Harbor Mid Cap Grth	HIMGX	EMC	12.02	8.56	1.76	2.66	-5.19	3.67	10.42	***
Fn So Tn	Harbor Small Cap Grth	HISVX	ESC	9.59	3.01	2.73	-0.80	-5.38	3.29	24.80	**
F S Tn R2<30d	Homestead Value	HOVLX	EV	17.09	12.94	10.37	3.49	-1.27	2.90	48.25	****
Fn So Tn R2<10d	Heartland Value	HRTVX	EV	15.54	7.00	3.07	-1.97	-6.50	3.22	48.74	***
Fn So Tn R2<10d C	Heartland Value Plus	HRVIX	ESC	11.84	3.30	2.54	-4.88	-8.08	4.41	34.68	**
F S Tn R2<30d	Homestead Small Co	HSCSX	ESC	7.22	3.13	-0.47	-1.89	-5.40	3.10	35.76	**
Fn So Tn	Hennessey SmCap Fin	HSFNX	EA	-1.87	-3.14	-4.87	-3.60	-5.88	3.78	23.05	**
F S T R1.5<60d	Hussman Strtg Grth	HSGFX	EMC	-5.63	-3.87	-3.21	-2.62	-0.92	0.81	9.65	*
ETF	iShares Gold	IAU	EG	-3.42	-3.35	2.90	-0.64	-3.57	4.68	12.42	**
ETF	iShares Cohen&Str REIT	ICF	ERE	13.22	13.96	14.97	4.37	0.61	3.08	87.86	****
Fn So Tn	Icon Healthcare	ICHCX	EA	29.01	19.86	11.18	6.88	0.47	3.08	21.58	*****
Fn So Tn R2<30d	Guinness China HK	ICHKX	EWR	18.93	5.74	9.33	13.54	4.23	3.53	31.53	****
Fn So Tn	Icon Consumer Stpl	ICLEX	EA	5.92	3.80	7.24	-1.33	-2.20	2.40	11.11	***
Fn So Tn R2<30d	Intrepid Small Cap	ICMAX	ESC	7.62	3.73	2.33	0.06	-1.09	1.17	16.28	***
Fn So Tn R2<30d	Intrepid All Cap	ICMCX	EV	10.50	6.23	5.17	2.19	0.36	1.26	11.18	*****
Fn So Tn	Icon Informtn Tech	ICTEX	EA	19.05	10.58	7.40	5.32	-1.28	3.43	13.06	***
ETF	iShares Slct Div	IDV	ELC	19.42	5.32	10.57	-1.31	-3.28	3.63	38.58	***
ETF	iShares Europe 350	IEV	EW	14.96	4.54	5.56	-3.65	-4.22	3.30	46.52	***
ETF	iShares Latin Amr	ILF	EWR	11.37	1.32	20.14	4.61	2.59	4.66	39.24	***
Fn So T	Forester Discovery	INTLX	EW	9.87	6.21	5.04	0.28	-0.88	1.42	14.58	****
ETF	iShares Russel Micro	IWC	ESC	8.13	2.52	-4.81	-2.32	-6.74	3.76	70.76	**
ETF	iShares Russel 2000	IWM	ESC	8.66	2.88	-0.23	-0.32	-6.05	3.62	111.19	**
ETF	iShares Russel MidVal	IWS	EV	17.48	11.72	9.65	2.05	-3.01	2.80	70.08	****
ETF	iShares REIT	IYR	ERE	11.91	11.57	12.09	3.72	-0.11	2.91	71.71	***
Fn So Tn	Janus Enterprise	JAENX	EMC	13.59	8.69	3.77	3.03	-2.29	2.63	83.64	***
Fn So Tn	Janus Growth & Income	JAGIX	EGI	15.14	9.16	9.29	2.07	-2.21	2.65	46.06	**
Fn So Tn	Janus Gbl Life Science	JAGLX	EWR	32.18	25.17	6.45	9.86	0.25	4.26	49.04	*****
Fn So Tn	Janus Gbl Tech	JAGTX	EWR	19.13	11.35	6.67	5.65	-1.98	3.36	24.30	***
Fn So Tn	Janus Research	JAMRX	ELC	18.61	11.49	6.80	3.76	-1.60	2.97	45.55	***
Fn So Tn	Janus	JANSX	ELC	15.88	8.31	6.63	4.21	-1.70	2.94	42.28	***
Fn So Tn	Janus Overseas	JAOSX	EW	15.19	3.84	8.80	5.86	-2.49	3.69	37.59	***
Fn So Tn	Janus Triton	JATTX	EMC	13.32	6.26	1.84	2.42	-4.12	3.10	23.27	***
Fn So Tn C	Janus Twenty	JAVLX	EMC	17.30	8.04	5.14	3.24	-1.36	3.04	64.00	***
Fn So Tn	Janus Venture	JAVTX	ESC	12.94	5.69	1.99	3.97	-4.12	3.09	64.19	***
Fn So Tn	Janus Worldwide	JAWWX	EW	16.15	8.03	6.62	2.96	-1.78	2.79	62.29	***
Fn So Tn	Jensen Qlty Grth	JENSX	ELC	12.00	5.98	3.81	-0.02	-2.03	2.46	37.59	**
Fn So Tn R2<90d	Janus Perkins Gbl Value	JGVAX	EW	12.45	8.56	8.24	1.78	-2.05	1.87	14.84	****
Fn So Tn	Janus Emerging Market	JMFTX	EW	16.54	3.32	15.20	8.02	0.11	3.35	9.02	***
Fn So Tn	Janus Gbl Select	JORNX	EW	15.55	9.71	7.14	2.56	-1.79	3.00	13.20	***
Fn So Tn	Janus Contrarian	JSVAX	EMC	23.18	18.52	8.10	4.20	-1.83	3.10	22.56	****
Fn So Tn C	Federated Kaufmann	KAUFX	EMC	17.53	8.63	1.46	3.47	-2.79	3.34	6.27	**
F So T R2<90d	Kalmar ValueSmCap	KGSCX	ESC	1.05	-7.58	-7.49	-4.67	-7.83	3.94	20.00	**
Fn So T R2<30d	Kinetics SmCap Opp	KSCOX	ESC	17.18	3.23	1.98	-0.08	-4.85	3.36	39.63	***
F So Tn	ING Corp Leaders	LEXCX	EGI	12.27	11.00	6.83	-0.99	-2.03	2.46	31.31	***
F S T R1<30d	LKCM SmCap	LKSCX	ESC	5.40	-1.52	-3.25	-2.35	-6.79	3.65	26.21	**
F S T	Longleaf Intl	LLINX	EW	15.38	3.44	2.62	-2.59	-1.15	2.19	18.03	***
F S T	Longleaf Partners	LLPFX	EV	19.39	8.70	9.13	1.67	-2.43	2.99	35.26	***
F S T C	Longleaf Small Cap	LLSCX	ESC	19.56	13.17	9.83	3.20	-0.73	2.19	35.20	*****
T	Legg Mason Spcl Invest	LMASX	ELC	11.16	6.84	3.38	0.63	-5.25	3.40	38.27	***
T	Legg Mason Emrg Mrkt	LMEMX	EW	7.86	0.56	13.00	8.19	0.97	3.20	19.82	***

Equity Funds Alphabetically by Symbol

Legend	Fund Name	Symbol	Style	12m	9m	6m	3m	1m	V	NAV	Rank
T	Legg Mason Intl Eqty	LMGEX	EW	12.44	4.32	5.90	1.17	-2.32	3.01	14.73	***
T	Legg Mason Opp	LMOPX	EMC	20.00	11.76	1.44	1.08	-5.42	3.96	16.92	***
T	Legg Mason Value Trust	LMVTX	EV	17.38	13.20	9.93	2.82	-1.02	3.10	61.89	****
Fn So Tn R1<30d	Lazard US Realty	LRIOX	ERE	10.53	14.53	11.86	4.08	0.24	2.25	8.46	*****
Fn So Tn R1<30d	Lazard US Small Cap Open	LZCOX	ESC	13.71	8.87	4.90	1.21	-5.15	3.25	15.84	***
Fn So Tn R1<30d	Lazard Intl Eqty	LZIOX	EW	12.66	4.19	5.22	0.39	-3.56	3.00	18.15	***
Fn So Tn R1<30d	Lazard US Mid Cap	LZMOX	EW	11.10	6.83	5.39	0.37	-4.59	3.09	16.42	***
Fn So Tn R1<30d C	Lazard Emrg Mkt Eqty	LZOEX	EWR	17.18	6.23	19.89	10.24	1.05	3.75	21.10	****
Fn So Tn R2<90d	Matthews Asia GrthIncm	MACSX	EW	8.17	5.08	11.72	4.61	1.98	2.41	20.08	***
Fn So Tn R2<90d	Matthews Korea	MAKOX	EWR	24.74	12.89	15.89	8.17	3.51	3.21	6.49	*****
Fn So Tn R2<90d	Matthews Asia Dividend	MAPIX	EW	9.04	4.74	12.16	8.50	0.98	2.60	16.45	****
Fn So Tn R2<90d	Matthews Pacific Tiger	MAPTX	EWR	17.96	11.99	18.62	10.20	2.90	3.36	28.41	*****
Fn So Tn R2<30d	BMO LgCap Grth/Incm	MASTX	ELC	15.90	7.96	7.47	5.35	-0.29	2.80	17.13	***
Fn So Tn R1<60d	Matrix Ad Value	MAVFX	EV	19.29	15.09	12.28	4.01	-2.08	3.21	62.00	****
Fn So Tn	Aston Mntg Grth	MCGFX	ELC	13.23	7.34	5.14	2.58	-1.72	2.59	28.62	***
Fn So Tn R2<90d	Matthews China	MCHFX	EWR	11.51	1.04	6.07	10.22	4.06	3.49	22.54	**
Fn So Tn R2<30d	BMO Emrg Mrkt	MEMYX	EW	5.73	2.88	15.33	4.58	1.46	3.19	13.92	**
F S T R2<60d	Meridian Growth	MERDX	EMC	9.15	4.72	2.76	3.05	-2.69	2.66	36.84	***
Fn So Tn	Merger Fund	MERFX	EC	4.74	3.20	2.95	1.42	-0.49	0.54	16.39	*****
Fn So Tn	Marketfield	MFLDX	EC	-0.05	-3.47	-4.58	-1.80	-2.13	1.60	17.49	**
Fn So Tn R2<30d	Marsico Focus	MFOCX	ELC	21.77	13.05	7.21	8.66	0.19	3.25	21.57	****
Fn So Tn R2<30d	Marsico Global	MGLBX	EW	18.07	6.98	5.14	4.76	-1.65	3.54	14.31	**
Fn So Tn R2<30d	Marsico Growth	MGRIX	ELC	18.37	10.44	5.97	7.06	-0.78	3.36	22.90	***
Fn So Tn	Managers Special Equity	MGSEX	ESC	7.62	-0.24	-2.65	-0.07	-6.03	3.84	82.72	**
Fn So Tn R1<30d	Midas	MIDSX	EG	2.61	1.29	11.35	3.29	-3.09	7.47	1.57	**
Fn So Tn R2<90d	Matthews India	MINDX	EWR	53.38	43.57	48.14	24.82	4.29	7.08	23.08	*****
Fn So Tn	Madison Investors	MINVX	EV	16.20	10.94	7.88	2.67	-1.46	2.37	24.22	****
Fn So Tn R2<30d	Marsico Intrntl Opp	MIOFX	EW	4.54	-2.42	0.54	2.53	-3.29	3.07	14.99	**
Fn So Tn R2<90d	Matthews Japan	MJFOX	EWR	10.28	3.32	5.13	8.56	-0.42	2.92	16.61	***
Fn So Tn	Managers Micro Cap	MMCFX	ESC	7.11	-1.87	-7.41	-4.01	-6.88	4.12	43.99	**
F So C	Monetta	MONTX	EMC	12.95	6.94	5.54	3.84	-1.42	2.98	18.68	**
Fn So Tn R2<90d	Matthews Asia Grth	MPACX	EW	10.54	4.50	9.82	8.75	1.23	2.84	22.25	***
F S T	Mairs & Power Growth	MPGFX	EGI	12.03	5.72	5.00	-0.01	-3.32	3.11	111.12	***
Fn So Tn R2<30d	BMO LgCap Value	MREIX	EGI	16.39	13.03	8.92	2.06	-1.15	2.86	16.33	****
Fn So Tn R2<30d	BMO Mid Cap Growth	MRMSX	EMC	12.42	6.87	4.62	1.90	-2.82	3.13	23.11	***
Fn So Tn R2<30d	BMO Small Cap Grth	MRSCX	ESC	9.25	1.66	-2.95	-1.63	-7.66	3.88	21.71	**
Fn So Tn R2<30d	BMO Small Cap Value	MRSYX	ESC	7.42	7.42	4.28	0.14	-5.12	3.19	13.89	**
Fn So Tn R2<30d	BMO Mid Cap Value	MRVEX	EMC	16.27	9.15	9.21	3.93	-2.70	3.07	16.95	***
Fn So Tn	Muhlenkamp	MUHLX	EGI	11.22	8.11	8.22	3.13	-2.53	3.03	69.48	***
F S T R2<60d	Meridian Value	MVALX	EV	9.33	3.26	2.25	0.19	-5.10	3.34	43.20	**
Fn So Tn R2<30d	Marsico 21st Centr	MXXIX	ELC	19.36	8.16	3.47	4.75	-2.17	3.37	20.28	**
F S T	Vanguard SmlCap Index	NAESX	ESC	12.58	6.53	3.26	0.95	-4.94	3.30	53.28	**
F So T	Neubrg Bermn Genesis	NBGNX	EMC	8.00	0.01	-0.40	-0.85	-5.55	3.27	39.67	**
F So T C	Neubrg Bermn SmlCap Gr	NBMIX	ESC	5.94	-2.28	-8.19	-1.23	-7.23	4.31	25.68	**
Fn So Tn R2<30d	SIT Mid Cap Grth	NBNGX	EMC	14.22	5.70	3.02	0.10	-3.04	3.25	20.44	**
F So T C	Neubrg Bermn MidCap Val	NBREX	EMC	16.05	10.68	9.27	3.55	-1.95	2.65	19.56	****
F So T	Neubrg Bermn Focus	NBSSX	ESC	18.09	10.86	8.23	2.84	-2.06	2.68	28.93	****
F S T	Nicholas Limited Edition	NCLEX	ESC	5.70	-1.37	-1.73	-1.42	-5.29	3.05	25.62	**
F S T	Nicholas II Income	NCTWX	EMC	14.66	7.02	5.87	1.97	-2.47	2.72	26.88	**
Fn So Tn R2<60d	Needham Aggrsv Grwth	NEAGX	ESC	7.78	4.72	-1.29	3.70	-4.36	3.47	22.17	**
Fn So Tn R2<60d	Needham Grwth	NEEGX	ESC	9.94	7.08	0.51	3.53	-3.01	3.05	45.45	**
F So T C	Neubrg Bermn Guardian	NGUAX	ELC	14.98	7.40	8.24	2.07	-2.04	2.94	19.70	**
F So T	Nicholas Fund	NICSX	ELC	19.46	10.64	6.85	2.51	-1.52	2.84	64.34	**
F So T C	Neubrg Bermn MidCap Gr	NMANX	EMC	10.74	3.63	1.08	2.04	-3.25	3.06	14.01	**
Fn So Tn R2<30d	Northern Emrg Mrkt	NMMEX	EW	15.58	5.58	13.97	7.09	1.70	3.01	20.39	****
Fn So Tn	Northern LrgCap Grth	NOEQX	ELC	15.13	6.29	3.95	4.70	-1.49	3.23	32.33	**
Fn So Tn	Northern LrgCap Eqty	NOGEX	ELC	14.48	10.28	7.98	3.09	-1.34	2.74	20.59	**
Fn So Tn R2<30d	Northern Intrntl Eqty	NOIGX	EW	14.96	3.87	6.84	-1.17	-2.68	2.94	10.15	**
Fn So Tn	Northern LrgCap Value	NOLVX	EV	13.22	8.68	9.02	1.99	-1.70	2.86	13.30	**
Fn So Tn	Northern SmlCap Value	NOVGX	ESC	9.73	4.59	3.12	-0.92	-5.66	3.58	20.50	**
Fn So T	Neubrg Bermn LrgCap Val	NPRTX	ELC	16.40	12.19	8.03	2.85	-1.85	2.68	32.84	****
F S T	Nicholas Equity Income	NSEIX	EGI	14.19	7.15	8.79	1.97	-2.80	2.61	19.76	**
Fn So Tn	Northern SmlCap Grth	NSGRX	ESC	9.46	3.24	0.64	-0.24	-5.32	3.36	20.46	**
Fn So Tn R2<90d	Oakmark Intrntl Small Cap	OAKEX	EW	12.89	2.95	4.87	-1.56	-2.27	2.23	17.66	**
Fn So Tn	Oakmark Global	OAKGX	EW	14.26	5.23	5.58	0.78	-2.68	2.70	30.86	**

Equity Funds Alphabetically by Symbol

Legend	Fund Name	Symbol	Style	12m	9m	6m	3m	1m	V	NAV	Rank
Fn So Tn	Oakmark International	OAKIX	EW	8.87	0.39	2.68	-2.61	-3.05	2.83	26.08	**
Fn So Tn	Oakmark	OAKMX	EV	19.02	13.02	10.02	3.68	-1.54	3.07	67.29	****
Fn So Tn R1<90d	Oberweiss Emerging Growth	OBEGX	ESC	8.03	-3.28	-10.47	-2.80	-8.89	4.61	27.46	**
Fn So Tn R1<90d	Oberweiss Micro Cap	OBMCX	ESC	12.93	1.27	-9.74	-4.13	-7.14	4.20	18.34	**
F S Tn C	Price Small Cap Stock	OTCFX	ESC	9.62	3.25	0.23	-0.09	-6.05	3.35	43.65	**
Fn So Tn	Profunds Nasdaq 100	OTPIX	ELC	24.98	14.53	10.08	8.40	0.97	3.12	121.36	*****
Fn So Tn	Permanent Aggrsv Grwth	PAGRX	EA	22.46	12.28	7.80	3.29	-1.03	3.39	70.10	***
Fn So Tn	Parnassus Fund	PARNX	ELC	17.08	11.38	7.49	3.13	-3.01	3.32	48.08	***
F S Tn R1<180d	Royce Pennsylvania	PENNX	EA	9.92	2.28	0.92	-1.59	-5.46	3.50	14.21	**
Fn So Tn	Dreyfus S&P 500	PEOPX	EGI	16.39	11.24	9.20	2.90	-1.40	2.67	51.47	****
Fn So Tn	Dreyfus Mid Cap Index	PESPX	EMC	12.43	7.15	4.92	1.34	-4.31	3.08	37.70	***
ETF	PS High Yield Eqty	PEY	EMC	12.51	9.35	8.78	0.52	-3.87	2.94	12.28	**
ETF	iShares Pfrd	PFF	EGI	8.86	9.53	7.42	1.36	-0.50	1.33	39.53	*****
F S T R1<180d	Polaris Global Value	PGVFX	EW	17.10	9.98	5.29	-1.25	-3.31	2.67	21.30	***
F S T	Primecap Odys Agg Grth	POAGX	EMC	20.41	10.97	3.33	6.10	-3.03	3.83	31.31	***
F S T	Primecap Odys Grth	POGRX	ELC	13.71	9.09	3.62	4.10	-2.38	2.80	24.62	***
Fn So Tn	Oak Pin Oak Aggrsv Stk	POGSX	EA	17.78	12.89	9.52	3.85	-2.17	3.18	48.32	**
F S Tn R2<90d C	Price New Asia	PRASX	EWR	17.12	11.27	17.37	10.01	2.75	2.82	17.91	*****
Fn So Tn	Parnassus Eqty Incm	PRBLX	EGI	17.67	9.52	9.39	1.45	-2.76	2.82	38.43	***
Fn So Tn R2<90d	Perritt Micro Cap Opp	PRCGX	ESC	11.03	4.20	-0.28	-1.83	-4.57	3.51	35.33	**
F S Tn	Price Capital Opportunity	PRCOX	ELC	16.75	11.05	8.48	3.27	-1.60	2.66	22.77	*****
F S Tn	Price Dividend Growth	PRDGX	EGI	13.29	8.43	6.90	2.12	-2.18	2.55	34.50	***
F S Tn R1<90d C	Price Diversfd SmlCap Grth	PRDSX	ESC	12.68	4.02	0.00	1.53	-4.52	3.55	24.49	***
F S Tn R2<90d	Price European Stock	PRESX	EWR	14.72	2.93	1.24	-4.98	-4.08	3.12	21.16	***
F S Tn	Price Equity Income	PRFDX	EGI	12.42	8.03	7.84	1.19	-2.38	2.61	33.67	***
F S Tn	Price Growth Stock	PRGFX	ELC	20.85	8.84	3.95	6.07	-0.63	3.41	53.67	***
F S Tn	Price Growth & Income	PRGIX	EGI	15.85	9.52	6.56	2.92	-1.77	2.70	30.56	**
F S Tn R2<90d	Price Gbl Stk	PRGSX	EW	21.07	11.15	7.11	5.15	-1.13	3.05	25.30	*****
F S Tn R2<90d C	Price Intrntl Discovery	PRIDX	EW	16.55	7.00	4.76	0.81	-2.56	2.40	57.48	***
F S Tn R2<90d	Price Intrntl Stock	PRITX	EW	13.73	5.25	9.38	1.99	-1.97	2.81	16.91	***
F S Tn R2<90d	Price Japan	PRJPX	EWR	7.61	2.01	4.94	7.71	-0.97	3.17	10.20	**
F S Tn R2<90d	Price Latin America	PRLAX	EWR	9.13	-0.07	19.36	4.23	0.47	4.72	32.06	**
F S Tn R2<90d C	Price Emrg Mkt Stk	PRMSX	EW	13.50	4.35	17.28	7.74	0.67	3.51	34.81	***
F S Tn C	Price New Era	PRNEH	EA	20.81	11.61	14.40	2.64	-3.96	3.26	49.02	*****
F S Tn C	Price New Horizons	PRNHX	ESC	13.92	5.62	-0.94	3.12	-4.49	3.75	45.55	***
F S Tn C	Price Science & Technology	PRSCX	EA	25.59	18.51	7.27	8.84	-0.72	3.44	41.62	*****
F S Tn	Price Spectrum Growth	PRSGX	EMC	17.00	8.68	7.49	3.18	-1.61	2.72	24.98	**
F S Tn R1<90d C	Price Small Cap Value	PRSVX	ESC	8.04	1.72	0.25	-2.28	-6.04	3.31	48.50	**
F S Tn	Price New America Growth	PRWAX	EMC	19.68	8.47	3.83	6.35	-0.68	3.28	45.05	***
Fn So Tn R.05<7d	US Gbl Invstrs Global Rsrcls	PSPFX	EWR	11.96	4.05	10.10	2.48	-4.25	2.88	9.92	**
Fn So Tn	Pimco Stk Plus	PSTDX	ELC	17.65	11.75	9.63	3.03	-1.76	2.87	10.61	*****
Fn S T C	Primary Trend	PTFDX	EGI	11.43	7.66	9.87	2.79	-2.09	2.13	14.02	*****
ETF	PS Dynmc Mrkt	PWC	ELC	19.18	10.78	6.82	1.02	-2.92	3.41	70.77	***
ETF	PS QQQ	QQQ	ELC	27.34	16.19	11.15	9.02	1.18	3.19	95.02	*****
Fn So T	Reynolds Blue Chip Growth	RBCGX	ELC	12.86	5.99	3.17	3.37	-2.69	3.44	74.56	**
Fn So Tn	Schwartz Value	RCMFX	ESC	14.52	7.01	8.06	2.38	-2.18	2.67	29.64	**
Fn So Tn	AmCent Real Estate	REACX	ERE	12.88	11.91	13.34	3.81	-0.11	3.02	27.12	*****
Fn So Tn	Rice Hall James Small Cap	RHJMX	ESC	8.65	1.05	2.24	1.17	-5.04	3.71	16.40	**
Fn So Tn R2<90d	Rice Hall James Micro	RHJSX	ESC	11.99	2.26	-2.26	-0.77	-5.20	3.31	27.19	**
Fn So Tn	Rice Hall James Mid Cap	RHJVX	EMC	13.38	5.76	4.48	1.50	-3.47	3.11	18.90	**
Fn So Tn	Rainier Large Cap Eqty	RIMEX	ELC	17.23	10.53	5.62	4.58	-1.26	3.25	30.62	**
Fn So Tn	Rainier Mid Cap Eqty	RIMMX	EMC	14.90	8.03	4.74	3.79	-4.13	3.21	53.89	**
Fn So Tn C	Rainier Small/Mid Cap Eqty	RIMSX	ESC	12.11	5.94	2.17	2.43	-4.86	3.35	48.40	**
F S Tn R2<90d	Price Gbl LrgCap	RPGEX	EW	19.16	9.56	12.12	5.16	-0.32	2.85	22.02	*****
F S Tn C	Price Mid Cap Growth	RPMGX	EMC	15.40	8.82	3.49	2.05	-2.90	2.77	75.12	**
Fn So Tn	Profunds Rising Rates	RRPIX	EC	-13.90	-12.50	-10.14	-5.41	-1.41	2.95	7.00	**
Fn So Tn	Aston Value	RVALX	EV	14.75	10.49	9.01	1.68	-0.46	2.93	15.12	**
ETF	SPDR Wish REIT	RWR	ERE	12.30	12.29	13.88	3.53	0.14	3.05	83.12	*****
Fn So T	Rydex Invr Nasdaq 100	RYAIX	EC	-23.86	-15.78	-11.45	-8.75	-1.44	3.11	30.15	**
Fn So Tn R1<180d	Royce Div Value	RYDVX	EV	9.82	3.49	3.60	-0.28	-4.22	3.13	8.86	**
Fn So T	Rydex Invr Gov Bond	RYJUX	EC	-10.06	-9.69	-7.76	-4.13	-0.94	2.49	43.17	**
Fn So Tn R1<180d	Royce Low Priced	RYLPX	ESC	11.58	7.31	9.00	0.64	-4.58	3.26	14.17	**
Fn So T	Rydex Nova	RYNVX	EA	23.86	16.16	13.42	4.07	-2.25	4.01	44.28	*****
Fn So T	Rydex Nasdaq 100	RYOCX	ELC	25.99	15.30	10.62	8.69	1.05	3.13	23.13	*****
F S Tn R1<180d	Royce Micro Cap	RYOTX	ESC	5.88	-0.53	-0.81	-1.73	-5.64	3.17	15.90	**

Equity Funds Alphabetically by Symbol

Legend	Fund Name	Symbol	Style	12m	9m	6m	3m	1m	V	NAV	Rank
Fn So T	Rydex Precious Metals	RYPMX	EG	3.32	6.37	10.20	7.03	-1.79	7.01	39.00	***
F S Tn R1<180d	Royce Opportunity	RYPNX	ESC	9.47	3.91	-0.60	-3.53	-6.25	3.77	15.01	**
F S Tn R1<180d C	Royce Premier Invst	RYPRX	EA	12.66	7.38	5.77	-0.97	-5.73	3.34	22.37	***
F S Tn R1<180d C	Royce Special Eq	RYSEX	ESC	4.64	-1.23	0.59	-0.67	-4.83	3.37	23.85	**
Fn So Tn R1<180d	Royce Total Rtrn	RYTFX	EMC	8.41	2.20	1.88	-1.13	-4.71	3.10	16.20	**
Fn So T	Rydex InvrS S&P 500	RYURX	EC	-16.33	-11.84	-9.61	-3.36	1.19	2.72	16.09	*
Fn So Tn R1<180d	Royce Value Ser	RYVFX	ESC	10.38	4.65	4.30	-0.60	-4.38	3.62	13.33	***
Fn So Tn R2<30d	SIT Dvlpng Mrkts Grth	SDMGX	EWR	11.49	2.19	11.31	5.42	1.32	2.90	17.71	***
Fn So Tn	Wells Fargo Large Co	SDVIX	EGI	13.60	8.27	7.09	1.41	-2.54	2.81	17.26	***
ETF	Select SPDR Dividend	SDY	EGI	9.56	5.60	5.95	-0.61	-3.63	2.63	73.81	***
Fn So Tn	Wells Fargo Entrprs	SENTX	EMC	10.75	1.27	-0.45	2.27	-4.07	3.50	46.93	**
Fn So Tn C	Wells Fargo Growth	SGROX	ELC	10.71	0.96	-0.10	4.49	-2.10	3.64	49.82	***
Fn So Tn	Profunds Shrt SmCap	SHPIX	EC	-12.31	-6.52	-2.22	-0.89	5.94	3.61	23.37	**
Fn So Tn R2<30d	Skyline Special Equity	SKSEX	ESC	11.24	3.52	0.29	-2.07	-5.81	3.86	37.91	**
So Tn C	Selected American Shares	SLASX	ELC	13.74	9.17	7.43	2.80	-2.11	2.94	47.74	***
So Tn C	Selected Special Shares	SLSSX	EMC	20.49	9.32	10.43	3.58	-1.82	2.97	11.86	****
ETF	iShares Silver	SLV	EG	2.30	-7.20	6.12	6.07	-3.31	6.51	19.58	**
Fn So Tn	Wells Fargo MidCap Dis	SMCDX	EMC	17.65	11.77	9.20	2.84	-2.46	2.99	33.37	***
Fn S T	California Invest S&P SmCap	SMCIX	ESC	9.53	2.37	0.83	-0.67	-5.49	3.42	20.65	**
F So T	RidgeWorth MidCap Value	SMVTX	EMC	15.29	8.77	7.45	1.20	-4.61	3.04	14.28	***
Fn So Tn R2<30d	SIT International Growth	SNGRX	EW	7.72	1.14	4.14	-0.77	-3.33	2.62	16.86	***
Fn So Tn R2<30d	SIT Large Cap Grth	SNIGX	ELC	15.46	9.59	6.61	3.43	-1.10	2.86	51.93	**
Fn So Tn	Wells Fargo Opportunity	SOPFX	ELC	15.64	11.49	7.34	2.42	-2.50	2.65	50.74	***
Fn S T	California Invest S&P 500 Indx	SPFIX	EGI	16.42	11.29	9.28	2.90	-1.36	2.69	39.05	****
Fn S T	California Invest S&P Mid Cap	SPMIX	EMC	12.37	7.12	5.04	1.41	-4.29	3.08	29.46	***
ETF	SPDR S&P 500	SPY	ELC	16.70	11.45	9.37	3.03	-1.34	2.70	193.09	****
Fn So Tn	SSgA Intl Stock	SSAIX	EW	16.26	6.86	6.42	1.68	-1.65	2.87	11.29	**
Fn So Tn	SSgA Emrg Mrkt	SSEMXX	EWR	10.10	0.93	12.55	7.55	0.85	3.20	18.58	**
Fn So Tn	Sound Shore	SSHFX	EV	21.39	13.87	11.18	3.70	-1.34	2.90	51.63	*****
Fn So Tn R2<30d	SIT Small Cap Grth	SSMGX	ESC	8.01	-0.10	-2.88	-1.50	-5.05	3.47	58.28	**
Fn So Tn	SSgA REIT	SSREX	ERE	13.29	13.14	14.00	3.69	0.09	3.06	15.12	****
Fn So Tn C	Wells Fargo Common Stock	STCSX	EMC	14.09	8.15	5.20	1.74	-3.79	3.06	25.67	**
Fn So Tn	Wells Fargo Discovery	STDIX	EA	8.04	0.28	-2.38	3.03	-3.84	3.46	32.01	**
F So T	RidgeWorth Intrntl Eqty	STITX	EW	10.40	1.81	2.54	-2.65	-4.12	3.03	12.11	**
F S T R1.5<120d	Stratton REIT	STMDX	ERE	11.87	11.73	14.20	4.82	0.06	3.05	34.37	****
Fn So Tn	Wells Fargo LargeCap Gr	STRFX	ELC	17.63	7.15	4.84	4.53	-1.31	3.28	45.23	**
F S T R1.5<120d	Stratton Multicap	STRGX	ELC	17.38	11.40	6.51	-0.74	-3.33	3.03	53.63	**
F S T R1.5<120d	Stratton Small Cap Value	STSCX	ESC	13.15	7.11	3.10	-1.89	-5.32	3.28	74.14	**
Fn So Tn	AmBcn Stphn SmlCap	STSGX	ESC	4.38	-6.00	-6.29	1.36	-5.27	3.70	15.63	*
Fn So Tn	SSgA Small Cap	SVSCX	ESC	9.24	1.91	-0.70	-1.01	-5.49	3.44	35.36	**
F So Tn R2<30d	Laudus Intrntl	SWOIX	EW	11.22	2.34	4.00	-1.28	-3.24	2.74	23.90	**
F S T R2<60d	Tweedy Browne Global Value	TBGVX	EW	10.43	4.97	6.07	0.15	-1.54	1.92	27.45	**
Fn So Tn	TCW Sict Eqty	TGCNX	ELC	14.54	4.64	2.27	4.28	-2.17	3.33	23.87	**
Fn So Tn	TCW Growth Eqty	TGDNX	ELC	9.48	0.68	-2.70	1.07	-3.39	3.79	12.24	**
Fn So Tn	TCW Concntrtd Value	TGFVX	EV	19.53	15.16	11.68	2.54	-2.52	3.08	18.17	****
Fn So Tn	TCW Dividend Fcsd	TGIGX	EGI	12.91	8.93	8.23	2.06	-1.95	2.94	16.55	**
Fn So Tn R2<90d	Tocqueville Gold	TGLDX	EG	10.55	14.39	17.77	10.47	-3.29	8.30	43.48	**
Fn So Tn C	TCW SmallCap Grth	TGSNX	ESC	6.66	-2.68	-8.30	-0.14	-7.83	4.78	28.49	**
Fn So Tn	TCW Val Opp	TGVNX	EMC	15.46	10.76	7.06	0.89	-4.71	3.59	26.07	**
Fn So Tn	Thompson LargeCap	THPGX	EGI	16.64	11.43	9.68	4.24	-1.36	3.04	50.21	**
Fn So Tn R2<90d	Tocqueville Intl Value	TIVFX	EW	18.83	7.77	6.26	0.52	-3.22	2.63	15.61	**
Fn So Tn	Turner Emrg Grth	TMGX	ESC	7.20	-2.46	-6.17	-2.64	-8.99	3.95	54.17	*
Fn So Tn	Turner Midcap Gr	TMGFX	EMC	16.69	7.85	3.47	2.87	-3.32	3.47	37.32	**
Fn So Tn R2<90d	Tocqueville Fund	TOCQX	EMC	17.58	10.71	7.89	2.30	-2.63	2.66	33.36	**
F So T	Torray	TORYX	EGI	14.99	11.63	11.06	3.42	-0.60	2.65	46.01	****
F S Tn	Price Blue Chip Growth	TRBCX	ELC	22.02	10.05	5.45	6.33	0.02	3.56	66.56	**
F S Tn C	Price Mid Value	TRMCX	EV	17.24	11.68	9.70	2.20	-2.88	2.93	32.01	**
F S Tn R1<90d	Price REIT	TRREX	ERE	12.83	12.86	13.50	3.48	-0.16	2.97	24.54	****
F S Tn	Price Value	TRVLX	EV	17.56	12.88	9.07	2.04	-2.55	2.85	35.94	****
Fn So Tn	Turner Small Cap Growth	TSCEX	ESC	6.99	-3.13	-4.56	1.82	-6.01	3.92	36.43	**
Fn So Tn R1<60d	Third Ave REIT	TVRVX	ERE	17.43	10.00	12.14	3.20	-0.19	2.03	31.60	*****
Fn Tn R2<60d	Thomas White Amrcn	TWAOX	EMC	17.84	11.51	8.84	1.63	-3.66	2.86	16.86	**
Fn So Tn C	AmCent Grwth Investors	TWCGX	ELC	16.96	9.01	6.98	2.95	-2.22	2.77	33.89	**
Fn So Tn	AmCent Select Investors	TWCIX	ELC	17.58	9.22	5.95	3.40	-1.37	3.02	57.48	**
Fn So Tn	AmCent Ultra Investors	TWCUX	EMC	18.49	8.78	5.90	4.26	-1.41	3.26	34.99	**

Equity Funds Alphabetically by Symbol

Legend	Fund Name	Symbol	Style	12m	9m	6m	3m	1m	V	NAV	Rank
F S T	Tweedy Browne Value	TWEBX	EV	12.28	7.97	9.52	1.35	-1.76	2.45	23.94	***
Fn So Tn R2<60d	AmCent Intl Discv	TWEGX	EW	13.78	5.11	1.09	-0.77	-4.42	3.47	12.96	***
Fn So Tn C	AmCent Equity Income	TWEIX	EGI	10.58	8.37	8.89	1.49	-1.96	1.96	8.99	****
Fn So Tn R2<60d	AmCent Global Grth	TWGGX	EW	15.57	6.38	4.57	1.80	-2.43	3.02	12.46	***
Fn So Tn	AmCent Herg Investors	TWHIX	EMC	10.99	3.53	2.84	2.43	-3.35	3.15	25.70	***
Fn So Tn R2<60d	AmCent Intl Grth	TWIEX	EW	10.59	2.67	3.09	-0.74	-3.38	3.00	13.42	***
Fn So Tn R2<60d	AmCent Emrg Mrkt	TWMIX	EW	12.53	3.89	12.95	6.88	-0.33	3.18	9.16	***
Fn So Tn	AmCent New Opp	TWNOX	ESC	8.79	1.92	-1.24	-0.09	-5.59	3.62	11.14	**
Fn So Tn	AmCent Value	TWVLX	EV	14.66	11.92	10.63	2.73	-1.58	2.65	8.73	****
Fn So Tn R2<60d	Thomas White Intrntl	TWWDX	EW	8.31	1.41	5.20	0.36	-2.07	2.69	19.43	***
Fn So Tn	Profunds Ultra Bull	ULPIX	EA	31.53	21.09	17.58	5.23	-3.03	5.31	90.36	****
Fn So Tn	UMB Scout Interntl	UMBWX	EGI	6.68	1.80	4.82	-0.88	-2.83	2.48	36.74	***
Fn So Tn R.05<7d	US Gbl Invst World PMtl	UNWPX	EG	5.21	10.12	14.03	7.94	-4.20	8.75	7.07	***
Fn So Tn	Profunds Ultra Nas 100	UOPIX	EA	56.23	31.22	21.12	17.84	2.00	6.37	74.43	****
Fn So Tn	Profunds Ultra Bear	URPIX	EC	-30.18	-22.37	-18.41	-6.66	2.38	5.38	6.87	*
Fn So Tn R.05<7d	US Gbl Invstrs China Rgn	USCOX	EWR	11.54	7.93	4.41	7.24	2.09	3.32	8.29	***
Fn So Tn R.05<7d	US Gbl Invest Gbl Gold	USERX	EG	1.92	8.14	14.81	9.41	-3.00	8.68	7.44	***
Fn So Tn	Value Line Incm Grth	VALIX	EGI	11.88	8.09	6.67	1.88	-0.87	1.76	10.20	****
Fn So Tn	Value Line Larger Cos	VALLX	EA	18.14	10.78	7.54	3.09	-1.15	2.67	26.67	****
Fn So Tn	Value Line Premier Grth	VALSX	EMC	11.96	5.39	4.61	-0.03	-3.30	2.52	34.30	***
Fn So Tn R2<60d	Al Frank Fund	VALUX	EV	18.66	12.24	9.62	2.67	-2.40	3.09	27.68	***
F S T	Vanguard Slctd Value	VASVX	EV	17.90	10.30	7.76	2.38	-3.52	3.02	29.31	***
ETF	Vngrd Small Cap	VB	ESC	12.61	6.56	3.31	0.95	-5.02	3.33	111.24	***
F S T	Vanguard Cap Value	VCVLX	EGI	18.75	14.13	9.47	1.99	-4.18	3.45	15.37	***
F S T C	Vanguard Convertible Securities	VCVSX	EGI	10.26	6.44	3.92	1.29	-2.07	1.77	14.17	***
F S T	Vanguard Div Grth	VDIGX	ELC	12.44	8.01	7.16	0.34	-1.86	2.38	21.68	***
F S T	Vanguard Emrg Mrkt	VEIEX	EW	14.33	5.30	17.01	8.39	1.46	3.47	27.74	***
F S T	Vanguard Equity Income	VEIPX	EGI	13.31	9.90	9.32	0.91	-2.47	2.62	30.81	***
F S T	Vanguard European Index	VEURX	EWR	15.36	5.03	5.50	-3.39	-4.10	3.13	30.87	***
F S T	Vanguard Extended Mrkt Index	VEXMX	EMC	13.31	7.01	3.30	1.32	-4.42	3.25	63.62	***
F S T	Vanguard Explorer	VEXPX	ESC	10.37	2.94	-0.52	-0.25	-5.33	3.51	100.16	**
F S T	Vanguard 500 Index	VFIX	EGI	16.74	11.49	9.36	2.99	-1.39	2.68	178.32	****
F S T	Vanguard Intl Equity	VFSVX	EW	17.72	7.52	7.85	0.89	-2.70	2.82	41.04	***
F S T	Vanguard REIT	VGSIX	ERE	12.32	11.78	12.91	3.56	0.04	3.03	24.88	***
F S T	Vanguard Cap Opprtn	VHCOX	ELC	19.84	13.58	6.94	5.82	-1.80	3.19	49.78	****
F S T	Vanguard High Yld Dividend	VHDYX	EV	14.01	10.72	10.39	1.84	-1.71	2.53	25.82	****
F S T	Vanguard Global Eqty	VHGEX	EW	16.68	9.44	8.31	2.13	-1.92	2.68	24.51	***
F S T	Vanguard MidCap Index	VIMSX	EMC	16.30	10.42	7.62	2.70	-2.53	2.76	31.55	***
F S T	Vanguard Intl Explorer	VINEX	EW	20.15	8.39	7.05	0.89	-2.08	2.55	19.28	****
F S T	Vanguard SmlCap Grwth	VISGX	ESC	10.45	3.51	-0.11	0.98	-5.20	3.40	33.93	**
F S T	Vanguard Value Index	VIVAX	EV	14.70	11.42	9.74	2.03	-1.27	2.64	31.18	****
Fn So Tn	Value Line Emrg Opp	VLEOX	ESC	9.07	1.08	0.17	-1.42	-5.16	2.80	45.94	**
Fn So Tn	Value Line Fund	VLIFX	EGI	12.56	5.57	3.44	-0.88	-3.70	2.66	13.54	***
F S T	Vanguard Morgan Growth	VMRGX	ELC	16.54	9.50	4.94	3.66	-1.57	3.10	26.32	***
F S T	Vanguard Pacific Index	VPACX	EWR	12.79	3.75	9.90	6.81	0.67	2.56	11.94	***
S T	Vanguard PRIMECAP	VPMCX	ELC	24.38	15.30	9.82	5.31	-0.84	2.64	100.61	****
F S T	Vanguard Grwth & Incm	VQNPX	EGI	16.96	12.39	9.81	3.49	-1.02	2.73	41.60	****
F S T	Vanguard Strtg Eqty	VSEQX	EMC	19.99	12.88	8.23	2.28	-2.99	3.32	31.81	***
ETF	Vngrd TTL Stock	VTI	ELC	16.23	10.64	8.30	2.69	-1.99	2.77	99.74	***
F S T	Vanguard Intl Value	VTRIX	EW	16.31	5.37	8.32	1.83	-2.14	2.92	38.39	***
F S T	Vanguard US Value	VUVLX	EV	15.54	12.85	9.70	1.53	-2.46	2.90	16.63	***
ETF	Vngrd Large Cap	VV	ELC	16.95	11.44	9.22	3.11	-1.39	2.68	88.76	****
F S T	Vanguard Intl Growth	VWIGX	EW	14.78	4.48	6.81	1.16	-1.51	2.98	23.52	***
F S T	Vanguard Windsor	VWNDX	EV	16.72	11.33	9.49	2.37	-2.59	2.95	21.44	***
F S T	Vanguard Windsor II	VWNFX	ELC	14.52	10.63	9.13	1.63	-2.10	2.69	38.29	***
ETF	Vngrd Emrg Mrkt	VVO	EW	14.88	6.29	17.50	7.83	1.37	3.47	43.72	****
F S T	Vanguard US Growth	VWUSX	ELC	19.92	11.44	6.89	4.20	-1.68	3.16	29.80	***
Fn So Tn R2<60d C	Wasatch SmCap Grth	WAAEX	ESC	4.67	-0.21	-4.53	0.04	-5.13	2.96	49.73	**
Fn So Tn R2<60d C	Wasatch Emrg Mrkt SC	WAEMX	EW	4.10	0.40	10.93	4.98	0.37	3.29	2.74	***
Fn So Tn R2<60d	Wasatch World Invntrs	WAGTX	EW	6.55	0.64	0.31	-1.72	-3.35	2.82	22.79	**
Fn So Tn R2<60d	Wasatch Ultra Grth	WAMCX	ESC	9.09	2.61	-4.62	1.56	-7.30	3.86	24.14	**
Fn So Tn R1<60d	William Blair Growth Shares	WBGX	EMC	15.27	7.03	2.34	2.91	-3.01	3.15	14.84	***
Fn So Tn R2<60d C	William Blair Intrntl Grth	WBGX	EW	12.90	5.34	6.15	2.77	-1.26	2.89	26.74	***
F So Tn	Weitz Hickory	WEHIX	ESC	6.07	1.78	1.13	-0.14	-3.53	2.14	55.70	**
Fn So Tn	Teton Westwood Small Cap	WESCX	ESC	8.67	1.41	0.63	-1.05	-6.43	3.84	20.80	**

Equity Funds Alphabetically by Symbol

Legend	Fund Name	Symbol	Style	12m	9m	6m	3m	1m	V	NAV	Rank
Fn So Tn	Teton Westwood Eqty	WESWX	EV	11.96	9.32	7.21	1.52	-2.26	2.49	13.39	***
Fn So Tn R2<60d	Wintergreen Fund	WGRNX	EW	11.38	5.48	8.88	-0.27	-3.34	2.78	18.26	***
Fn So Tn R2<60d	Wasatch Core Growth	WGROX	ELC	6.23	0.92	2.92	0.06	-4.02	3.22	53.55	**
Fn So Tn R2<90d	Wright Intl Blue	WIBCX	EW	13.46	4.48	6.42	-0.72	-3.86	3.27	16.45	***
Fn So Tn R2<60d	Wasatch SmCap Val	WMCVX	ESC	14.68	9.26	6.64	-0.34	-6.17	3.30	5.78	***
Fn So Tn R2<60d	Wasatch Micro Cap	WMICX	ESC	8.05	-1.31	-6.58	0.80	-6.58	3.84	7.52	**
Fn So Tn R1 C	Teton Westwood Mmites	WMMCX	ESC	6.98	0.23	-0.76	-1.18	-4.52	3.08	20.90	**
Fn So Tn	Oak White Oak Grth Stk	WOGSX	ELC	12.83	9.20	5.23	4.76	-0.27	2.95	58.34	***
Fn So Tn	Westport Growth	WPFRX	EMC	11.43	6.10	5.99	1.35	-2.88	2.86	33.10	***
Fn So Tn	Weitz Partners Val	WPVLX	EV	11.66	8.01	4.43	0.68	-1.42	1.88	33.22	***
Fn So Tn	Wright Major Blue Eqty	WQCEX	ELC	19.22	12.37	10.74	3.49	-2.01	3.12	18.08	****
Fn So Tn	Wright Selected Blue Chip	WSBEX	ELC	12.41	6.77	3.68	-0.38	-3.98	3.31	13.27	***
Fn So Tn R2<90d	Walthausen SmiCap	WSCVX	ESC	10.95	3.24	4.33	-0.62	-6.85	3.77	24.08	**
Fn So Tn	Westcore Growth	WTEIX	EGI	16.54	6.35	3.09	3.09	-1.29	3.14	16.01	***
Fn So Tn R2<90d C	Westcore Intrntl	WTIFX	EW	11.31	-1.02	-0.84	-2.32	-1.75	3.28	20.17	**
Fn So Tn	Westcore Midco Growth	WTMGX	EMC	17.98	7.69	0.30	3.82	-2.86	3.89	6.79	***
Fn So Tn	Westcore Blue Chip	WTMVX	ELC	10.06	5.26	5.86	-2.29	-3.69	2.46	10.95	***
Fn So Tn	Westcore Select	WTSLX	EMC	16.45	5.63	-0.49	3.94	-1.37	3.74	24.56	***
Fn So Tn C	Westcore Small Cap Value	WTSVX	ESC	5.53	0.72	1.83	-1.69	-5.49	3.03	13.94	**
Fn So Tn	Weitz Value Fund	WVALX	EV	12.69	9.25	4.32	1.23	-1.62	2.07	44.80	***
Fn So T R2<30d	Kinetics Paradigm	WWNPX	EA	17.17	5.36	4.40	2.29	-2.92	3.00	34.90	***
Fn So T R2<30d	Kinetics Intrntl	WWWEX	EW	10.88	0.95	3.65	0.34	-4.02	3.07	5.97	***
Fn So T R2<30d	Kinetics Internet	WWWFX	EA	14.33	2.50	2.05	4.61	-1.18	3.67	57.18	***
ETF	Select SPDR Matrls	XLB	EA	22.61	12.82	11.43	2.53	-1.99	3.09	48.65	****
ETF	Select SPDR Enrgy	XLE	EA	19.46	13.44	16.99	3.56	-3.47	3.31	96.63	****
ETF	Select SPDR Financls	XLF	EA	11.16	10.29	7.22	2.45	-1.45	3.20	22.41	***
ETF	Select SPDR Indl	XLI	EA	16.92	8.09	4.52	-1.82	-4.13	3.37	51.83	***
ETF	Select SPDR Technlgy	XLK	EA	25.23	17.51	13.01	7.49	1.69	2.64	39.00	*****
ETF	Select SPDR Cnsmr Stpl	XLP	EA	6.95	3.87	7.11	-1.82	-3.32	2.72	43.14	***
ETF	Select SPDR Utilities	XLU	EA	9.03	9.32	7.28	-3.72	-6.80	3.56	41.25	***
ETF	Select SPDR Health	XLV	EA	21.24	16.74	9.64	5.19	0.13	2.67	60.91	*****
ETF	Select SPDR Cnsmr Disc	XLY	EA	12.47	4.99	5.56	3.54	-1.27	3.34	65.89	***
F S T R2<60d	Yacktman	YACKX	EV	9.34	6.25	6.40	1.46	-1.62	1.88	24.26	***
Fn So Tn R2<60d	Yacktman Focused	YAFFX	EV	8.84	5.92	6.50	1.21	-1.78	1.88	25.89	***

Bond Funds Alphabetically by Symbol

Legend	Fund Name	Symbol	Style	12m	9m	6m	3m	1m	V	NAV	Rank
Fn So Tn	AmBcn ShrtTrm Bond	AALPX	BS	0.51	0.42	0.20	-0.11	-0.11	0.12	8.69	***
Fn So Tn	AmCent High Yld	ABHIX	BH	5.28	2.90	1.81	-0.73	-1.92	1.07	6.14	***
Fn So Tn	AmBcn Intrmtd Bond	ABIPX	BI	3.03	1.87	1.36	0.50	-0.37	0.70	10.70	***
Fn So Tn	AmCent Inf Adj B	ACITX	BU	2.85	2.68	3.24	2.21	-0.08	1.45	12.00	***
Fn So Tn	AmCent Divrs Bond	ADFIX	BI	3.92	2.93	2.13	0.80	-0.46	0.77	10.79	***
ETF	iShares Agg Bond	AGG	BI	3.82	2.66	1.93	0.87	-0.25	0.79	108.93	***
F So Tn	Forward High Yld	AHBIX	BH	7.31	4.71	3.20	0.14	-1.32	1.03	10.44	***
Fn So Tn R2<90d	AmBcn HiYld	AHYPX	BH	7.39	4.47	2.66	-0.24	-2.00	1.21	9.31	***
F So Tn	Forward Income Bldr	AIAIX	BF	10.02	7.31	7.64	2.55	-0.35	1.55	15.98	*****
F So Tn	Forward Ivest Grade FI	AITIX	BI	1.44	0.09	-0.12	0.55	-0.38	1.08	11.01	***
ETF	PS Build America	BAB	B	11.24	9.82	6.68	2.46	0.60	1.71	29.38	*****
Fn So Tn	AmCent Intl Bond	BEGBX	BW	4.39	1.79	2.73	-0.14	-1.31	1.31	14.31	***
Fn So Tn	AmCent GNMA Income	BGNMX	BU	3.14	1.31	0.82	0.23	-0.74	0.82	10.74	***
Fn So Tn	Artio Gbl Ttl Rtrn	BJBGX	BW	4.24	3.20	2.98	1.25	-0.15	0.88	13.56	***
Fn So Tn	Artio Gbl Hlncm	BJBHX	BW	8.80	6.35	3.85	1.10	-0.89	1.03	10.69	*****
ETF	Vngrd Intrmtd Bond	BND	BI	3.73	2.59	1.97	0.86	-0.28	0.81	81.82	***
ETF	Guggnhm Blt 2015 HY	BSJF	BH	3.61	1.42	0.18	-1.21	-1.38	0.75	26.47	***
ETF	Vngrd ShrtTrm Bond	BSV	BS	1.07	0.52	0.25	0.14	-0.24	0.34	80.07	***
Fn So Tn R2<180d	Buffalo High Yld	BUFHX	BH	5.06	3.12	1.78	0.79	-0.69	0.73	11.81	***
ETF	SPDR Intrntl TBond	BWX	BW	5.74	2.78	3.95	0.35	-1.37	1.49	59.90	***
Fn S T	California Invest US Govt Secry	CAUSX	BU	0.53	0.11	0.08	0.01	-0.38	0.55	10.35	***
ETF	Wtree Dryfs Emrg Crncy	CEW	B	1.53	0.39	5.34	1.53	-0.19	1.61	20.53	***
Fn So T	Aston Bond	CHTBX	BI	5.79	4.06	3.38	1.10	-0.55	1.00	10.83	***
Fn Tn	Dreyfus Bond Mkt	DBMIX	BI	3.39	2.15	1.67	0.58	-0.47	0.77	10.53	***
Fn So Tn	Dreyfus Inflation Adj	DIAVX	BI	2.11	1.69	2.47	1.31	-0.62	1.40	12.90	***
Fn So Tn	DoubleLine Emrg Mrkt	DLENX	BW	10.28	7.56	8.46	3.18	-0.55	1.63	10.80	*****
Fn So Tn	DoubleLine Core FI	DLFNX	BI	5.00	3.84	3.05	1.12	-0.45	0.90	10.97	***
Fn So Tn	DoubleLine Ttl Rtrn Bond	DLTNX	BF	4.39	2.90	1.66	0.85	-0.45	0.76	10.94	***
F S T	Dodge & Cox Income	DODIX	BF	5.84	4.37	2.96	1.09	-0.22	0.69	13.86	*****
Fn So Tn	Dreyfus US Long	DRGBX	BL	7.97	7.15	6.31	2.87	0.22	2.01	18.47	***
Fn So Tn	Dreyfus US Intrmtd	DRGIX	BI	0.66	0.02	0.27	0.17	-0.45	0.54	13.29	***
Fn So Tn	Dreyfus GNMA	DRGMX	BU	3.41	1.44	1.10	0.60	-0.54	0.83	15.20	***
Fn So Tn R2<30d	Domini Social Bond	DSBFX	BI	2.49	1.33	1.08	0.42	-0.44	0.64	11.24	***
Fn So Tn	Dreyfus Short-Intrmtd Govt	DSIGX	BI	1.18	1.19	0.77	0.10	-0.28	0.19	10.52	*****
Fn So Tn	Dreyfus Short Term Incm	DSTIX	BS	1.81	0.94	0.70	0.17	-0.28	0.29	10.64	***
Fn S T R1<90d	Fidelity Cap/Incm	FAGIX	BH	10.61	7.37	5.30	1.71	-1.76	1.44	10.05	*****
Fn S T	Fidelity Invst Grade Bond	FBNDX	BI	4.27	2.92	2.22	0.67	-0.63	0.84	7.86	***
Fn S T	Fidelity GNMA	FGMNX	BU	4.42	2.27	1.54	0.68	-0.69	0.92	11.49	***
Fn S T	Fidelity Govt Securities	FGOVX	BU	2.78	1.82	1.39	0.67	-0.38	0.69	10.37	***
Fn So Tn R2<90d	Federated High Yld	FHYTX	BH	8.43	4.97	3.18	-0.25	-2.29	1.30	6.84	***
Fn So T	Federated Intrmtd Incm	FIIFX	BI	5.63	3.76	2.43	0.86	-0.52	0.87	9.63	***
F So Tn	Forward Long/Sh Crdt	FLSRX	BF	-1.64	4.29	3.64	1.67	0.00	1.74	7.44	***
Fn S T	Fidelity Mortgage Security	FMSFX	BU	4.04	2.22	1.71	0.79	-0.62	0.81	11.19	***
Fn S T R1<90d	Fidelity New Markets Income	FNMIX	BW	10.53	8.11	11.76	4.38	-0.36	2.17	16.75	*****
Fn S T	Fidelity Short Term Bond	FSHBX	BS	1.19	0.62	0.28	0.05	-0.23	0.21	8.59	***
Fn S T	Fidelity Intrm Gov	FSTGX	BU	1.45	0.79	0.51	0.30	-0.37	0.52	10.63	***
Fn S T	Fidelity Total Bond	FTBFX	BI	4.79	3.08	2.32	0.75	-0.56	0.85	10.68	***
Fn S T	Fidelity Intermediate Bond	FTHRX	BI	2.75	1.62	1.10	0.31	-0.46	0.64	10.93	***
ETF	iShares Inter Gov	GVI	BU	2.08	1.33	1.00	0.40	-0.22	0.56	110.49	***
F S T	Harbor Bond	HABDX	BF	3.75	2.10	1.70	0.84	-0.57	1.00	12.19	***
Fn So Tn	Hennessey Core Bond	HCBFX	BI	3.33	1.71	0.93	0.38	-0.26	0.67	7.69	***
F S Tn	Homestead Shrt Bond	HOSBX	BS	1.69	1.12	0.56	0.04	-0.19	0.21	5.24	*****
ETF	iShares High Yld	HYG	BH	5.15	3.07	1.77	-0.87	-2.65	1.35	92.48	***
ETF	iShares 7-10yr Trsry	IEF	BI	3.17	1.97	1.94	1.38	-0.22	1.33	103.16	***
ETF	iShares 3-7yr Trsry	IEI	BI	1.15	0.22	0.20	0.24	-0.47	0.72	121.11	***
ETF	iShares Intrntl Tbond	IGOV	BW	6.67	3.02	3.67	-0.19	-1.35	1.40	103.71	***
Fn So Tn	Janus Flexible Bond	JAFIX	BF	4.63	2.96	2.05	0.57	-0.66	0.72	10.56	***
Fn So Tn	Janus High Yield	JAHYX	BH	8.12	4.90	2.97	-0.31	-1.70	1.18	9.25	***
Fn So Tn	Janus Short term Bond	JASBX	BS	1.22	0.56	0.29	-0.39	-0.65	0.34	3.06	***
ETF	SPDR Hi Yield	JNK	BH	6.74	4.22	2.30	-0.55	-2.38	1.37	40.55	***
F S T R1<30d	LKCM Fixed Incm	LKFIX	BF	2.06	1.41	1.03	0.18	-0.27	0.44	10.98	***
ETF	iShares Long Corp Bond	LQD	BL	7.35	5.72	3.68	1.20	-0.32	1.18	118.55	*****
Fn So Tn	Loomis Sayles Bond	LSBRX	BF	9.83	6.71	6.32	2.14	-0.58	1.34	15.71	*****
Fn So Tn	Loomis Sayles Gbl Bond	LSGLX	BW	4.67	2.60	3.24	0.36	-0.94	1.18	16.39	***
Fn So Tn R1<30d	Lazard High Yield	LZHOX	BH	4.98	2.69	1.50	-0.77	-1.96	0.96	5.00	***
Fn So Tn R2<30d	BMO Shrt Intrmtd Bond	MAIBX	BI	3.74	2.52	1.99	0.62	-0.56	0.64	10.57	***
ETF	iShares MBS Bond	MBB	BU	3.90	2.26	1.79	0.99	-0.48	0.85	107.57	***
Fn So Tn R2<30d	BMO Core Plus Bond	MCYBX	BI	6.10	4.33	3.75	1.25	-0.51	0.97	11.81	*****
Fn So Tn	Managers Bond	MGFIX	BF	7.45	5.24	4.21	1.37	-0.32	1.01	28.31	*****
Fn So Tn R1<60d	Managers Gbl Bond	MGG BX	BW	6.14	3.82	5.08	0.78	-0.86	1.28	20.68	***
Fn So Tn R2<30d	BMO Govt Income	MRGIX	BU	3.22	1.83	1.31	0.57	-0.75	0.80	9.30	***
Fn So Tn	MetropItn High Yld	MWYHX	BH	5.89	2.98	1.95	-0.35	-1.82	1.05	10.27	***
Fn So Tn	MetropItn Strtgc Incm	MWSTX	BF	3.91	2.72	1.94	0.93	0.36	0.38	8.37	*****
Fn So Tn	MetropItn Ttl Rtrn Bond	MWTRX	BF	4.90	3.05	2.11	1.05	-0.28	0.76	10.81	*****
F S T	Nicholas High Incm	NCINX	BH	6.06	4.32	2.83	0.25	-1.03	0.94	9.91	***

Bond Funds Alphabetically by Symbol

Legend	Fund Name	Symbol	Style	12m	9m	6m	3m	1m	V	NAV	Rank
Fn So Tn R2<30d	Northern HiYld	NHFIX	BH	8.67	5.88	4.04	0.89	-1.11	1.13	7.58	*****
Fn So Tn	Northern Fixd Incm	NOFIX	BF	5.29	3.55	2.97	1.07	-0.52	0.91	10.33	***
Fn So Tn	Northern US Gov	NOUGX	BU	0.59	0.08	0.42	0.20	-0.46	0.57	9.57	**
Fn So Tn	Northern Shrt-Intr Gov Incm	NSIUX	BS	0.16	-0.04	0.17	0.13	-0.37	0.38	9.79	**
F S T R1<30d	Osterweis Strtgc Incm	OSTIX	BF	5.19	3.89	2.40	0.46	-0.42	0.60	11.93	*****
F S Tn R.5<90d	Price US Bond Indx	PBDIX	BI	3.81	2.74	1.95	0.75	-0.45	0.76	11.10	***
Fn So Tn	Pimco Commodity	PCRDY	BF	2.47	2.75	3.30	-6.00	-5.37	2.70	5.64	**
ETF	PS Emrg Mrkt Bnd	PCY	BW	10.69	7.30	10.74	3.53	-0.42	2.52	28.93	***
Fn So Tn	Pimco Emrg Mrkt	PEMDX	BW	7.64	4.99	8.86	3.56	-1.23	2.21	11.20	***
Fn So Tn	Pimco Foreign Bond	PFBDX	BW	7.12	4.64	6.17	1.07	-1.03	1.45	10.55	***
ETF	PS Prfrd	PGX	BI	9.21	9.59	7.21	1.53	-0.94	1.52	14.42	*****
ETF	PS High Yield	PHB	BH	5.35	2.87	1.74	-0.74	-1.90	1.22	19.16	**
Fn So Tn	Pimco Low Duration	PLDDX	BS	1.49	0.61	0.26	-0.15	-0.58	0.54	10.32	**
ETF	PS Laddrd 1-30 T	PLW	BF	5.30	4.20	3.85	1.96	0.17	1.45	31.12	***
Fn So Tn	Pimco Income	PONDY	BF	8.72	6.11	4.60	2.13	-0.24	0.97	12.68	*****
F S Tn	Price New Income	PRCIX	BF	4.37	3.19	2.45	0.99	-0.42	0.83	9.53	**
F S Tn R2<90d	Price Emrg Mkt Bond	PREMX	BW	8.46	6.33	9.84	3.53	-0.53	2.16	13.16	***
Fn So Tn	Parnassus Fixed Incm	PRFIX	BI	2.42	1.84	1.64	0.52	-0.42	0.67	16.75	***
F S Tn	Price GNMA	PRGMX	BU	3.62	1.87	1.28	0.60	-0.73	0.88	9.58	***
F S Tn R2<90d C	Price High Yield	PRHYX	BH	7.95	5.13	3.07	0.29	-1.64	1.24	7.21	**
F S Tn	Price Corp Inc	PRPIX	BI	7.59	5.71	4.04	1.32	-0.40	1.18	9.86	*****
Fn So Tn	Pimco Real Return	PRRDY	BF	3.84	3.28	3.87	2.50	-0.17	1.68	11.59	***
F S Tn	Price Strategic Income	PRSNX	BF	6.61	4.71	4.94	1.69	-0.42	1.08	11.73	*****
Fn So Tn	Permanent ST Treasury Bill	PRTBY	BS	-0.64	-0.47	-0.32	-0.17	-0.06	0.05	65.42	**
F S Tn	Price US Treasury Intermediate	PRTIX	BI	1.18	0.31	0.40	0.40	-0.68	0.94	5.84	**
F S Tn	Price US Treasury Bond Long	PRULX	BL	7.92	7.03	5.75	2.74	0.32	2.10	12.43	***
Fn So Tn	Permanent Versatile Bond	PRVBX	BF	6.50	5.22	3.74	1.19	-0.59	0.90	62.76	*****
F S Tn	Price Short term Bond	PRWBX	BS	1.16	0.78	0.63	0.06	-0.21	0.24	4.79	**
Fn So Tn	Pimco Short Term Bond	PSHDY	BS	1.49	0.89	0.61	0.32	0.10	0.19	9.90	*****
Fn So Tn	Pimco Total Rtrn	PTTDY	BF	3.34	1.77	1.45	0.83	-0.73	1.03	10.89	***
Fn So Tn R2<30d C	Payden Emrg Mrk Bond	PYEMX	BW	9.10	6.98	9.75	4.24	0.51	2.15	14.22	*****
Fn S Tn	Payden Gbl Flncm	PYGFY	BW	5.52	4.40	3.64	1.62	0.58	0.89	8.73	*****
So Tn C	Payden GNMA	PYGNX	BU	3.27	1.47	1.06	0.18	-0.90	0.88	9.86	**
Fn S Tn	Payden Gbl Shrt Bond	PYGSX	BW	1.73	1.23	0.72	0.20	-0.10	0.26	10.11	*****
So Tn R2<30d C	Payden High Incm	PYHRX	BH	6.69	4.27	3.10	0.14	-1.46	1.18	7.08	**
Fn So Tn	Rainier Intrmdt FI	RYMFX	BI	2.18	0.97	0.63	0.22	-0.38	0.55	12.95	**
F S Tn R2<90d	Price Intrntl Bond	RPIBX	BW	4.93	2.19	3.63	-0.21	-1.41	1.40	9.76	***
F S Tn	Price Spectrum Income	RPSIX	BF	6.43	4.22	3.92	0.97	-0.98	1.10	13.07	**
Fn So T	Rydex US Govt Bond 1.2	RYGBX	BL	12.13	10.84	9.02	4.37	0.85	2.77	48.83	**
F So T	RidgeWorth Ttl Rtrn Bnd	SAMFX	BF	4.35	3.11	2.76	1.09	-0.38	0.78	10.56	*****
ETF	iShares 1-3yr Trsrn	SHY	BS	0.37	0.18	0.06	0.02	-0.08	0.12	84.47	**
Fn So Tn	SIT US Govt Securities	SNGVX	BU	0.63	1.11	0.69	0.30	0.09	0.25	11.04	***
Fn S T R1<90d	Fidelity High Incm	SPHIX	BH	6.04	3.35	1.80	-0.34	-1.89	1.14	9.32	***
Fn So Tn	SSgA HiYld	SSHXY	BH	7.87	4.73	3.05	0.19	-1.45	1.20	8.28	***
Fn So Tn	Wells Fargo UltrShrt FI	STADY	BS	0.66	0.38	0.20	0.01	-0.12	0.09	8.53	***
Fn So Tn	Wells Fargo Shrt HiYld	STHBY	BH	2.51	1.01	0.23	-0.45	-0.85	0.47	8.17	**
F So T	RidgeWorth High Incm	STHTX	BH	8.08	5.28	3.66	0.31	-1.90	1.23	7.22	**
Fn So Tn	Wells Fargo High Income	STHYX	BH	5.34	3.22	1.84	-0.65	-1.86	1.16	7.38	***
F So T C	RidgeWorth Corp Bond	STICX	BL	7.31	5.47	3.89	1.16	-0.56	1.13	8.95	*****
Fn So Tn	Wells Fargo Govt Securities	STVSX	BU	2.68	1.56	1.23	0.68	-0.36	0.69	11.03	**
ETF	PS Short Trsry 20yr	TBF	BL	-10.95	-9.51	-7.64	-3.90	-0.87	2.26	28.55	*
Fn So Tn	TCW Core FI	TGFNX	BI	3.88	2.48	1.94	0.81	-0.27	0.70	11.14	***
Fn So Tn	TCW HiYld	TGHNX	BH	7.32	4.56	3.42	0.44	-1.68	1.19	6.45	***
Fn So Tn	TCW Emrg Mrkt Incm	TGINX	BW	7.03	5.40	7.87	3.23	-0.79	1.88	11.25	**
ETF	iShares Trsry Infltn	TIP	BI	3.33	3.08	3.54	2.29	-0.09	1.48	114.91	**
ETF	iShares 10-20yr Trsry	TLH	BI	5.56	4.03	3.69	1.95	0.06	1.57	129.06	***
ETF	iShares 20+ yr Trsry	TLT	BL	9.27	8.47	6.87	3.37	0.67	2.25	113.98	***
Fn So Tn	AmCent US Govt Short	TWUSX	BS	0.04	-0.01	-0.07	-0.04	-0.10	0.11	9.64	**
Fn So Tn	Value Line Aggrsv Incm	VAGIX	BH	2.42	1.64	1.50	0.49	-0.60	0.84	4.95	***
F S T	Vanguard TTL Bond Index	VBMFX	BF	3.46	2.35	1.80	0.69	-0.46	0.77	10.78	***
F S T	Vanguard IT InvstGrd	VFICX	BI	4.98	3.50	2.34	0.82	-0.40	0.94	9.90	**
F S T	Vanguard GNMA	VFIIX	BU	4.53	2.27	1.59	0.72	-0.74	0.92	10.66	**
F S T	Vanguard ST Trsry	VFISX	BS	0.47	0.09	0.00	-0.02	-0.19	0.20	10.69	**
F S T	Vanguard IT Trsry	VFITX	BI	1.41	0.47	0.46	0.37	-0.53	0.86	11.24	**
F S T	Vanguard ST InvstGrd	VFSTX	BS	2.46	1.41	0.83	0.22	-0.28	0.39	10.74	**
F S T	Vanguard Short Federal	VSGBX	BS	0.90	0.48	0.22	0.08	-0.19	0.29	10.74	**
F S T	Vanguard LT Trsry	VUSTX	BL	8.27	7.29	6.07	2.91	0.33	2.16	12.09	***
F S T C	Vanguard High Yld Corp	VWEHX	BH	6.48	3.93	2.61	-0.08	-1.62	1.15	6.06	***
F S T	Vanguard LT InvGrd	VWESX	BL	11.39	10.14	6.62	2.52	-0.10	1.76	10.47	*****
Fn So Tn	William Blair Incm Shares	WBRRX	BF	2.46	1.57	1.47	0.49	-0.43	0.69	9.17	**
F S T	Weitz Shr Intrmdt Incm	WEFIX	BS	2.18	1.29	0.73	0.10	-0.24	0.31	12.52	***
Fn So Tn	Teton Westwood Intrm Bond	WEIBX	BI	0.67	0.36	0.18	0.00	-0.34	0.47	11.64	**
Fn So Tn R2<60d	Wasatch Hsng Trsry	WHOSX	BL	10.94	9.96	8.73	4.21	0.90	2.51	16.75	***
Fn So Tn	Westcore Plus Bond	WTIBX	BI	4.68	3.41	2.39	1.09	-0.19	0.80	10.94	*****
Fn So Tn R2<90d	Westcore Flex Incm	WTLTX	BF	6.09	4.44	2.65	0.41	-0.74	0.91	8.90	*****
Fn So Tn	Wright Total Return Bond	WTRBX	BF	2.91	2.17	1.61	0.48	-0.39	0.66	12.64	**

Fidelity Select Funds

Fund Name	Symbol	Style	12m	9m	6m	3m	1m	V	NAV	Rank
Fidelity Air Transport	FSAIX	EFS	27.72	14.24	7.21	2.60	-2.98	3.25	63.44	****
Fidelity American Gold	FSAGX	EFS	4.63	7.69	13.70	8.05	-2.77	8.82	22.83	**
Fidelity Automotive	FSAVX	EFS	14.76	6.46	7.93	3.82	-2.80	3.32	52.68	***
Fidelity Banking	FSRBX	EFS	10.73	8.24	3.77	0.99	-2.97	3.64	25.45	***
Fidelity Biotechnology	FBIOX	EFS	17.14	14.04	-5.90	6.48	-3.43	6.61	193.42	**
Fidelity Broker & Inv.	FSLBX	EFS	13.24	7.25	2.83	3.05	-1.04	3.74	72.30	***
Fidelity Bus Srvcs	FBSOX	EFS	15.58	5.70	-0.02	2.94	-2.35	3.84	35.66	***
Fidelity Chemicals	FSCHX	EFS	20.63	11.08	9.83	1.44	-2.75	3.14	148.69	***
Fidelity Computers	FDCPX	EFS	18.26	15.87	9.49	5.79	1.12	3.17	79.11	****
Fidelity Constrctn & Housing	FSHOX	EFS	6.13	4.42	2.53	-0.36	-3.54	3.22	52.29	**
Fidelity Consumer Prdcts	FSCPX	EFS	10.07	3.95	4.30	-0.32	-3.53	3.20	30.89	***
Fidelity Consumer Staples	FDFAV	EFS	8.71	4.94	11.99	-0.32	-2.77	2.99	90.31	***
Fidelity Cyclical	FCYIX	EFS	12.74	5.31	1.48	-3.26	-5.63	3.30	31.17	**
Fidelity Defense & Aero	FSDAX	EFS	10.79	1.67	-4.24	-6.04	-5.76	3.16	109.89	*
Fidelity Devlp Communications	FSDCX	EFS	18.65	14.76	5.59	2.66	-2.20	2.88	31.59	***
Fidelity Electronics	FSELX	EFS	35.66	30.25	20.11	9.51	-2.12	3.71	76.21	*****
Fidelity Energy	FSENX	EFS	18.87	9.81	16.85	1.97	-4.36	3.41	59.01	***
Fidelity Energy Services	FSESX	EFS	23.21	11.24	20.37	5.16	-5.35	3.71	92.97	***
Fidelity Environmental	FSLEX	EFS	14.13	7.26	5.07	-0.34	-4.26	3.40	23.16	***
Fidelity Financial Svcs	FIDSX	EFS	12.61	10.01	6.04	2.97	-1.23	3.14	83.22	***
Fidelity Health Care	FSPHX	EFS	35.44	26.33	8.22	9.53	-0.07	4.51	206.52	****
Fidelity Home Finance	FSVLX	EFS	7.44	4.18	3.67	1.00	-3.01	2.88	15.14	***
Fidelity Industrial Equipment	FSCGX	EFS	10.94	3.28	0.30	-4.25	-5.45	3.28	40.56	*
Fidelity Industrial Materials	FSDPX	EFS	15.47	9.07	7.71	0.72	-3.43	2.96	85.13	***
Fidelity Insurance	FSPCX	EFS	11.96	5.31	6.76	-0.06	-3.69	3.28	64.16	***
Fidelity Leisure	FDLSX	EFS	14.97	5.68	3.68	1.46	-3.71	3.09	127.76	***
Fidelity Med Delivery	FSHCX	EFS	21.18	17.49	8.14	9.06	2.17	2.95	76.79	****
Fidelity Multimedia	FBMPX	EFS	16.62	8.43	6.14	5.88	-1.51	3.57	80.66	***
Fidelity Natural Gas	FSNGX	EFS	28.41	15.28	19.25	1.81	-5.01	3.61	43.83	****
Fidelity Natural Rsrcls	FNARX	EFS	19.75	9.37	17.15	3.11	-4.52	3.50	41.43	***
Fidelity Pharma	FPHAX	EFS	28.23	21.46	10.38	1.90	-2.77	3.18	20.39	****
Fidelity Retailing	FSPRX	EFS	9.05	0.02	1.21	0.81	-1.68	3.59	79.65	**
Fidelity Software & Comptr	FSCSX	EFS	23.49	12.21	0.94	4.87	-1.25	3.54	116.08	***
Fidelity Technology	FSPTX	EFS	22.61	15.15	5.90	7.84	-1.27	3.38	119.67	***
Fidelity Telecommunications	FSTCX	EFS	11.78	5.50	6.31	5.62	0.46	2.51	61.69	***
Fidelity Transportation	FSRFX	EFS	29.85	20.07	10.87	4.77	-2.24	3.16	81.26	*****
Fidelity Utilities	FSUTX	EFS	16.81	12.77	8.75	-1.31	-6.67	3.63	72.57	***
Fidelity Wireless	FWRLX	EFS	19.29	5.92	3.67	1.95	-0.74	2.21	9.43	***

No new updates.

Fidelity Select Funds have a 30-day holding period to avoid a short-term redemption charge of 0.75%.

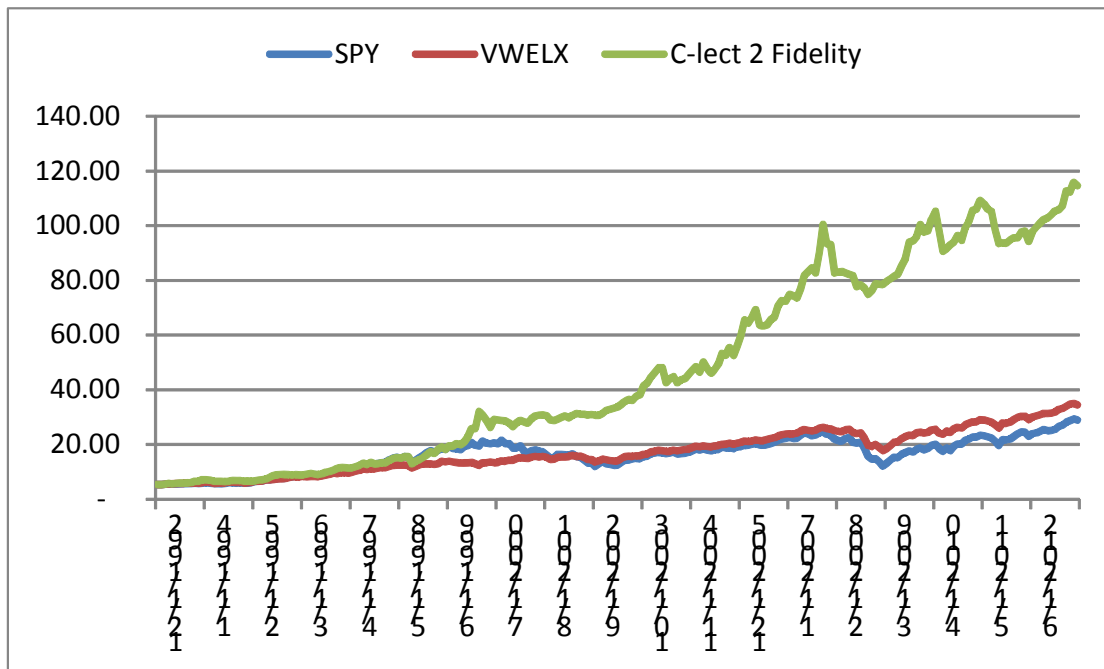
ETFs sorted by Bond or Equity Class then Rank

Fund Name	Symbol	Style	12m	9m	6m	3m	1m	V	NAV	Rank
PS Build America	BAB	B	11.24	9.82	6.68	2.46	0.60	1.71	29.38	*****
iShares Long Corp Bond	LQD	BL	7.35	5.72	3.68	1.20	-0.32	1.18	118.55	*****
PS Prfrd	PGX	BI	9.21	9.59	7.21	1.53	-0.94	1.52	14.42	*****
iShares 10-20yr Trsry	TLH	BI	5.56	4.03	3.69	1.95	0.06	1.57	129.06	***
iShares 20+ yr Trsry	TLT	BL	9.27	8.47	6.87	3.37	0.67	2.25	113.98	***
iShares 7-10yr Trsry	IEF	BI	3.17	1.97	1.94	1.38	-0.22	1.33	103.16	***
iShares Agg Bond	AGG	BI	3.82	2.66	1.93	0.87	-0.25	0.79	108.93	***
iShares Inter Gov	GVI	BU	2.08	1.33	1.00	0.40	-0.22	0.56	110.49	***
iShares Intrntl Tbond	IGOV	BW	6.67	3.02	3.67	-0.19	-1.35	1.40	103.71	***
iShares MBS Bond	MBB	BU	3.90	2.26	1.79	0.99	-0.48	0.85	107.57	***
iShares Trsry Inflt	TIP	BI	3.33	3.08	3.54	2.29	-0.09	1.48	114.91	***
PS Emrg Mrkt Bnd	PCY	BW	10.69	7.30	10.74	3.53	-0.42	2.52	28.93	***
PS Laddrd 1-30 T	PLW	BF	5.30	4.20	3.85	1.96	0.17	1.45	31.12	***
SPDR Hi Yield	JNK	BH	6.74	4.22	2.30	-0.55	-2.38	1.37	40.55	***
SPDR Intrntl TBond	BWX	BW	5.74	2.78	3.95	0.35	-1.37	1.49	59.90	***
Vngrd Intrm dt Bond	BND	BI	3.73	2.59	1.97	0.86	-0.28	0.81	81.82	***
Guggnhm Blt 2015 HY	BSJF	BH	3.61	1.42	0.18	-1.21	-1.38	0.75	26.47	**
iShares 1-3yr Trsry	SHY	BS	0.37	0.18	0.06	0.02	-0.08	0.12	84.47	**
iShares 3-7yr Trsry	IEI	BI	1.15	0.22	0.20	0.24	-0.47	0.72	121.11	**
iShares High Yld	HYG	BH	5.15	3.07	1.77	-0.87	-2.65	1.35	92.48	**
PS High Yield	PHB	BH	5.35	2.87	1.74	-0.74	-1.90	1.22	19.16	**
Vngrd ShrtTm Bond	BSV	BS	1.07	0.52	0.25	0.14	-0.24	0.34	80.07	**
W tree Dryfs Emrg Crrncy	CEW	B	1.53	0.39	5.34	1.53	-0.19	1.61	20.53	**
PS Short Trsry 20yr	TBF	BL	-10.95	-9.51	-7.64	-3.90	-0.87	2.26	28.55	*
iShares Canada	EW C	EW R	18.86	11.86	16.00	6.09	-0.16	2.76	32.16	*****
iShares Prfrd	PFF	EGI	8.86	9.53	7.42	1.36	-0.50	1.33	39.53	*****
PS QQQ	QQQ	ELC	27.34	16.19	11.15	9.02	1.18	3.19	95.02	*****
Select SPDR Health	XLV	EA	21.24	16.74	9.64	5.19	0.13	2.67	60.91	*****
Select SPDR Technlgy	XLK	EA	25.23	17.51	13.01	7.49	1.69	2.64	39.00	*****
W tree India	EPI	EW R	42.31	31.53	36.57	15.07	-2.45	6.68	21.92	*****
iShares China	FXI	EW R	20.42	9.81	18.75	17.56	9.26	4.66	40.47	*****
iShares Cohen&Str REIT	ICF	ERE	13.22	13.96	14.97	4.37	0.61	3.08	87.86	*****
iShares Russel MidVal	IWS	EV	17.48	11.72	9.65	2.05	-3.01	2.80	70.08	*****
Select SPDR Enrgy	XLE	EA	19.46	13.44	16.99	3.56	-3.47	3.31	96.63	*****
Select SPDR Matrls	XLB	EA	22.61	12.82	11.43	2.53	-1.99	3.09	48.65	*****
SPDR S&P 500	SPY	ELC	16.70	11.45	9.37	3.03	-1.34	2.70	193.09	*****
SPDR W lsh REIT	RWR	ERE	12.30	12.29	13.88	3.53	0.14	3.05	83.12	*****
Vngrd Emrg Mrkt	VWO	EW	14.88	6.29	17.50	7.83	1.37	3.47	43.72	*****
Vngrd Large Cap	VV	ELC	16.95	11.44	9.22	3.11	-1.39	2.68	88.76	*****
W tree Eqty Income	DHS	EGI	13.03	9.28	10.23	1.60	-1.79	2.24	58.20	*****
W tree LrgCap Div	DLN	ELC	14.61	10.66	10.36	1.97	-1.46	2.50	69.64	*****
W tree Ttl Div	DTD	ELC	14.51	10.24	10.17	1.95	-1.70	2.52	70.20	*****
Guggnhm Multi Ast In	CVY	EV	10.54	5.73	6.82	0.60	-3.21	2.24	25.30	***
iShares DJ Slct Div	DVY	EGI	12.56	8.04	7.73	-0.84	-4.34	2.78	73.64	**
iShares EAFE Indx	EFA	EW	14.01	4.45	7.26	-0.14	-2.60	3.02	66.59	**
iShares Emrg Mrkt Stk	EEM	EW	14.22	4.94	15.65	6.86	1.36	3.30	43.82	**
iShares Europe 350	IEV	EW	14.96	4.54	5.56	-3.65	-4.22	3.30	46.52	**
iShares Latin Am r	ILF	EW R	11.37	1.32	20.14	4.61	2.59	4.66	39.24	**
iShares Mexico	EW W	EW R	5.20	6.23	9.10	7.41	0.86	3.59	68.39	**
iShares REIT	IYR	ERE	11.91	11.57	12.09	3.72	-0.11	2.91	71.71	**
iShares Slct Div	IDV	ELC	19.42	5.32	10.57	-1.31	-3.28	3.63	38.58	**
PS Agrcltr	DBA	EA	8.85	7.03	8.76	-8.40	-2.37	2.74	26.81	**
PS Dymc Mrkt	PWC	ELC	19.18	10.78	6.82	1.02	-2.92	3.41	70.77	**
PS High Yield Eqty	PEY	EMC	12.51	9.35	8.78	0.52	-3.87	2.94	12.28	**
PS Oil	DBO	EA	5.94	6.84	7.51	1.55	-6.05	2.72	28.90	**
Select SPDR Cnsmr Disc	XLY	EA	12.47	4.99	5.56	3.54	-1.27	3.34	65.89	**
Select SPDR Cnsmr Stpl	XLP	EA	6.95	3.87	7.11	-1.82	-3.32	2.72	43.14	**
Select SPDR Dividend	SDY	EGI	9.56	5.60	5.95	-0.61	-3.63	2.63	73.81	**
Select SPDR Financls	XLF	EA	11.16	10.29	7.22	2.45	-1.45	3.20	22.41	**
Select SPDR Indl	XLI	EA	16.92	8.09	4.52	-1.82	-4.13	3.37	51.83	**
Select SPDR Utilities	XLU	EA	9.03	9.32	7.28	-3.72	-6.80	3.56	41.25	**
SPDR DJ Gbl Titns	DGT	EW	17.48	8.41	9.62	3.15	-1.00	2.85	71.50	**
SPDR DJ Industrials	DIA	ELC	9.07	8.15	6.59	0.46	-1.44	2.62	165.29	**
SPDR Euro Stoxx 50	FEZ	EW	16.45	2.62	4.90	-4.74	-5.80	4.00	40.76	**
Vngrd Small Cap	VB	ESC	12.61	6.56	3.31	0.95	-5.02	3.33	111.24	**
Vngrd TTL Stock	VTI	ELC	16.23	10.64	8.30	2.69	-1.99	2.77	99.74	**
W tree DEFA	DW M	EW	17.42	6.38	9.81	0.24	-1.96	3.16	54.89	**
W tree Emrg Mrkt El	DEM	EW	8.26	-1.60	12.47	5.12	-0.37	3.55	51.65	**
W tree Intrntl SC Div	DLS	EW	19.08	5.19	5.43	0.28	-1.65	2.76	63.71	**
iShares Gold	IAU	EG	-3.42	-3.35	2.90	-0.64	-3.57	4.68	12.42	**
iShares Russel 2000	IWM	ESC	8.66	2.88	-0.23	-0.32	-6.05	3.62	111.19	**
iShares Russel Micro	IWC	ESC	8.13	2.52	-4.81	-2.32	-6.74	3.76	70.76	**
iShares Silver	SLV	EG	2.30	-7.20	6.12	6.07	-3.31	6.51	19.58	**
PS Energy	DBE	EA	1.29	3.05	2.40	-1.79	-5.63	2.41	29.02	**
PS Gold	DGL	EG	-3.99	-3.93	2.59	-0.88	-3.75	4.86	42.83	**
PS Silver	DBS	EG	1.75	-8.18	6.36	6.46	-3.51	7.06	33.77	**
SPDR Gold	GLD	EG	-3.57	-3.41	2.75	-0.67	-3.63	4.71	123.39	**
W tree Sml Cap Div	DES	ESC	8.71	3.70	3.28	-0.81	-5.03	3.30	66.35	**
Currency Euro	FXE	EC	0.27	-1.64	-0.90	-3.54	-2.24	1.19	132.09	**
PS Commodity	DBC	EC	-2.35	-1.67	1.77	-4.13	-4.74	2.19	25.32	*
PS Short Dow 30	DOG	EC	-10.01	-8.82	-7.06	-0.85	1.27	2.63	25.54	*

American Century Funds Alphabetically by Name

<i>Legend</i>	<i>Fund Name</i>	<i>Symbol</i>	<i>Style</i>	<i>12m</i>	<i>9m</i>	<i>6m</i>	<i>3m</i>	<i>1m</i>	<i>V</i>	<i>NAV</i>	<i>Rank</i>
Fn So Tn	AmCent Blncd Investors	TWBIX	HB	11.02	7.76	6.36	1.73	-0.89	1.75	18.92	***
Fn So Tn	AmCent Cap Value	ACTIX	EV	13.66	11.39	10.13	2.63	-1.68	2.81	9.35	***
Fn So Tn	AmCent Divrs Bond	ADFIX	BI	3.92	2.93	2.13	0.80	-0.46	0.77	10.79	***
Fn So Tn R2<60d	AmCent Emrg Mrkt	TWMIX	EW	12.53	3.89	12.95	6.88	-0.33	3.18	9.16	***
Fn So Tn	AmCent Equity Growth	BEQGX	ELC	16.70	11.77	9.75	2.52	-1.22	2.81	32.35	****
Fn So Tn C	AmCent Equity Income	TWEIX	EGI	10.58	8.37	8.89	1.49	-1.96	1.96	8.99	****
Fn So Tn R1<60d	AmCent Global Gold	BGEIX	EG	1.12	5.96	11.40	8.61	-2.08	8.03	10.85	***
Fn So Tn R2<60d	AmCent Global Grth	TWGGX	EW	15.57	6.38	4.57	1.80	-2.43	3.02	12.46	***
Fn So Tn	AmCent GNMA Income	BGNMX	BU	3.14	1.31	0.82	0.23	-0.74	0.82	10.74	**
Fn So Tn C	AmCent Grwth Investors	TWCGX	ELC	16.96	9.01	6.98	2.95	-2.22	2.77	33.89	***
Fn So Tn	AmCent Hertg Investors	TWHIX	EMC	10.99	3.53	2.84	2.43	-3.35	3.15	25.70	***
Fn So Tn	AmCent High Yld	ABHIX	BH	5.28	2.90	1.81	-0.73	-1.92	1.07	6.14	***
So Tn	AmCent Income & Growth	BIGRX	EGI	16.39	10.60	9.51	1.80	-1.82	2.76	37.82	***
Fn So Tn	AmCent Inf Adj B	ACITX	BU	2.85	2.68	3.24	2.21	-0.08	1.45	12.00	***
Fn So Tn	AmCent Intl Bond	BEGBX	BW	4.39	1.79	2.73	-0.14	-1.31	1.31	14.31	**
Fn So Tn R2<60d	AmCent Intl Discv	TWEGX	EW	13.78	5.11	1.09	-0.77	-4.42	3.47	12.96	***
Fn So Tn R2<60d	AmCent Intl Grth	TWIEX	EW	10.59	2.67	3.09	-0.74	-3.38	3.00	13.42	***
Fn So Tn	AmCent Lrg Co Value	ALVIX	ELC	14.15	11.88	10.67	2.97	-1.72	2.85	8.55	***
Fn So Tn	AmCent Midcap Value	ACMVX	EMC	16.40	11.68	10.19	3.79	-2.09	2.54	16.90	****
Fn So Tn	AmCent New Opp	TWNOX	ESC	8.79	1.92	-1.24	-0.09	-5.59	3.62	11.14	**
Fn So Tn	AmCent One Ch Very Consvrt	AONIX	HB	5.99	4.23	3.81	1.36	-0.83	0.97	11.94	***
Fn So Tn	AmCent Real Estate	REACX	ERE	12.88	11.91	13.34	3.81	-0.11	3.02	27.12	****
Fn So Tn	AmCent Select Investors	TWCIX	ELC	17.58	9.22	5.95	3.40	-1.37	3.02	57.48	***
Fn So Tn	AmCent Small Co	ASQIX	ESC	10.33	6.87	3.49	0.06	-5.42	3.84	12.39	***
Fn So Tn R2<60d	AmCent SmlCap Grth	ANOIX	ESC	7.13	0.59	-3.14	0.42	-6.17	3.82	12.02	**
Fn So Tn	AmCent Strtgc Agg	TWSAX	HB	11.53	6.29	6.04	2.09	-2.00	2.22	8.81	***
Fn So Tn	AmCent Strtgc Consvrtv	TWSCX	HB	7.87	5.00	4.46	1.57	-1.14	1.30	6.07	***
Fn So Tn	AmCent Ultra Investors	TWCUX	EMC	18.49	8.78	5.90	4.26	-1.41	3.26	34.99	***
Fn So Tn	AmCent US Govt Short	TWUSX	BS	0.04	-0.01	-0.07	-0.04	-0.10	0.11	9.64	*
Fn So Tn	AmCent Utilities Income	BULIX	EGI	7.93	6.94	7.65	-1.69	-4.71	2.77	17.18	***
Fn So Tn	AmCent Value	TWVLX	EV	14.66	11.92	10.63	2.73	-1.58	2.65	8.73	****
Fn So Tn R2<60d	AmCent Veedot	AMVIX	ESC	15.45	8.84	6.54	1.88	-3.07	2.81	9.78	***

Fidelity Funds Alphabetically by Name



As a brief introduction, like the Vanguard C-lect model shown last month, I wanted to show preliminary Fidelity C-lect.

The chart shows a new application of the C-lect tool over a test period from 12/31/92 through 6/30/13 on a pool of Fidelity only funds. None were sector funds. As subscribers know, C is a fund's risk-adjusted relative performance number. The larger it is the better.

The pool of 35 Fidelity funds range from equity (domestic and international) to hybrid to bond.

There is no external timing applied, but the portfolio was fully invested by C. I mention C as a timing tool because there are times when cash (money market) is providing the most return with the least risk. The low risk funds will bubble to the top in bear markets.

The model took into account a 3-month holding period before selling a position that drops out of the top holding group. In the case shown, it is the top two funds out of the 35. Over the years, the model rotates through the leaders on a fully invested basis. There were both short-term and long-term gains (and losses).

No commissions to buy or sell were included. Dividends were reinvested. Results are over a 20.5 year period. Again, a minimum 3-month holding period was required before selling to avoid short-term redemption charges. Past performance does not guarantee future performance.

There's a couple of initial observations to make.

Because the Fidelity only pool included equity, bond, and hybrid funds, the C-lect model sidestepped the first bear market. Because the second bear (2007) happened faster, it was "caught" in the downdraft. It recovered quickly though. In 2011, however, there was a large correction. I suspect this was related to Congressional issues about sequestration, fiscal cliff, and government shutdowns. In addition, there was also the Federal Reserve's QE impact at the time. Hopefully these things won't happen again any time soon. But, like in 1987, there is the occasional "black swan" event; investing always carries risk.

The C-lect model does not outperform the market (SPY or World Growth Index) each and every year, but by staying with the leaders, be they in equity, bond, or hybrid styles, over time, it will make a difference as shown. The key is to allow it to pick from a variety of asset classes (stock, bond, cash) and fund styles (small cap, large cap, international, etc) and rotate your portfolio accordingly.

In the example over 20.5 years, SPY gained an average annual 8.6%, VWELX (Vanguard Wellington, a 60% equity and 40% bond fund) gained 9.5%, and C-lect Fidelity gained 16.1%.

The C-lect model remains the same as I've been using for some 20 years, but the application thereof will be refocused.

PS. If you were looking for the Fidelity listing of rankings for this month, just email me and request it.

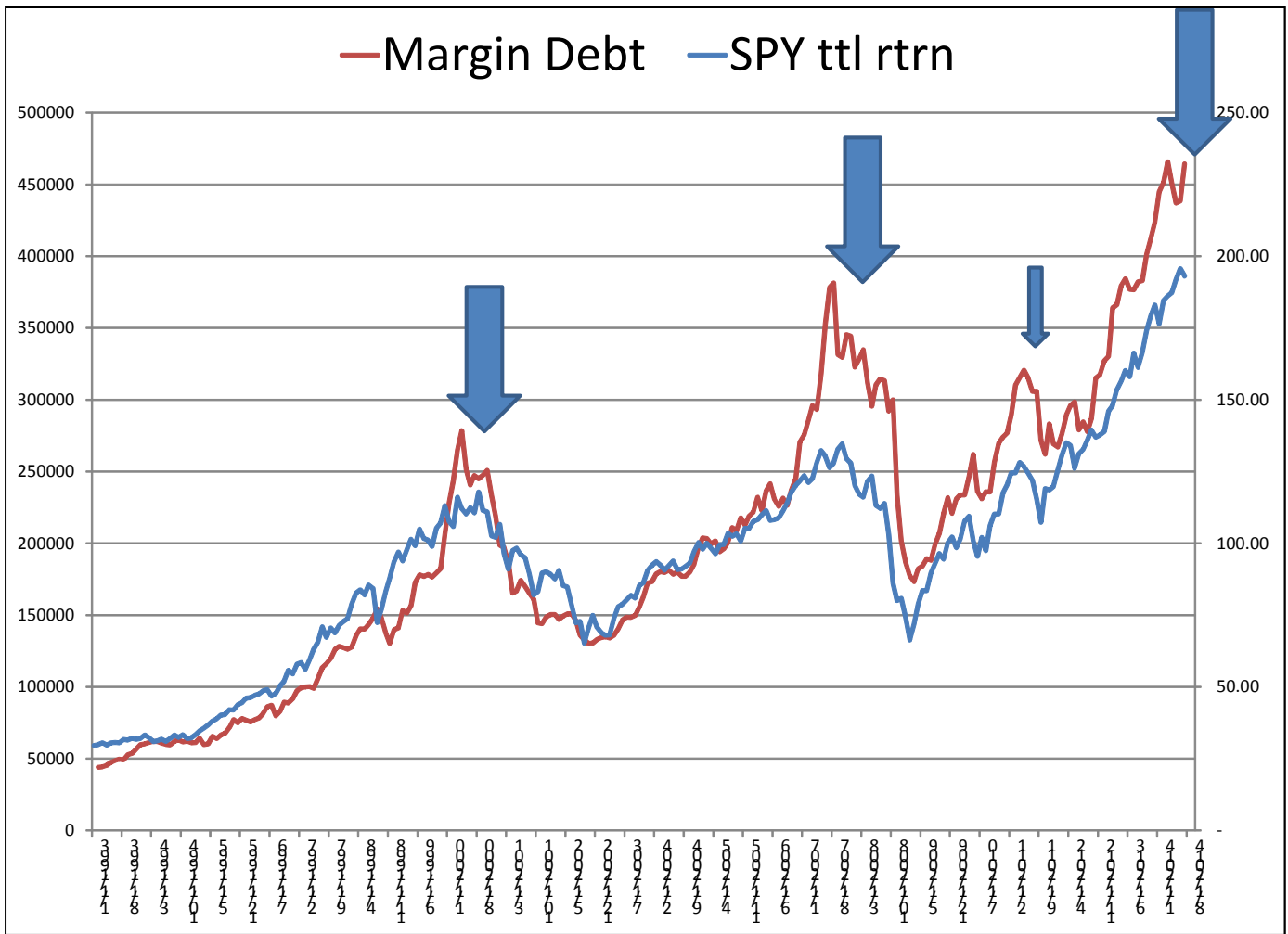
T. Rowe Price Funds Alphabetically by Name

Legend	Fund Name	Symbol	Style	12m	9m	6m	3m	1m	V	NAV	Rank
F S Tn	Price Balanced	RPBAX	HB	12.99	7.20	5.66	2.25	-1.20	1.89	23.86	***
F S Tn	Price Blue Chip Growth	TRBCX	ELC	22.02	10.05	5.45	6.33	0.02	3.56	66.56	***
F S Tn C	Price Capital Appreciation	PRWCX	HGI	12.56	9.30	6.57	1.96	-1.31	1.75	27.09	****
F S Tn	Price Capital Opportunity	PRCOX	ELC	16.75	11.05	8.48	3.27	-1.60	2.66	22.77	****
F S Tn	Price Corp Inc	PRPIX	BI	7.59	5.71	4.04	1.32	-0.40	1.18	9.86	****
F S Tn R1<90d C	Price Diversfd SmlCap Grth	PRDSX	ESC	12.68	4.02	0.00	1.53	-4.52	3.55	24.49	***
F S Tn	Price Dividend Growth	PRDGX	EGI	13.29	8.43	6.90	2.12	-2.18	2.55	34.50	***
F S Tn R2<90d	Price Emrg Mkt Bond	PREMX	BW	8.46	6.33	9.84	3.53	-0.53	2.16	13.16	***
F S Tn R2<90d C	Price Emrg Mkt Stk	PRMSX	EW	13.50	4.35	17.28	7.74	0.67	3.51	34.81	***
F S Tn	Price Equity Income	PRFDX	EGI	12.42	8.03	7.84	1.19	-2.38	2.61	33.67	***
F S Tn R2<90d	Price European Stock	PRESX	EWR	14.72	2.93	1.24	-4.98	-4.08	3.12	21.16	***
F S Tn R2<90d	Price Gbl LrgCap	RPGEX	EW	19.16	9.56	12.12	5.16	-0.32	2.85	22.02	****
F S Tn R2<90d	Price Gbl Stk	PRGSX	EW	21.07	11.15	7.11	5.15	-1.13	3.05	25.30	****
F S Tn	Price GNMA	PRGMX	BU	3.62	1.87	1.28	0.60	-0.73	0.88	9.58	***
F S Tn	Price Growth & Income	PRGIX	EGI	15.85	9.52	6.56	2.92	-1.77	2.70	30.56	***
F S Tn	Price Growth Stock	PRGFX	ELC	20.85	8.84	3.95	6.07	-0.63	3.41	53.67	***
F S Tn R2<90d C	Price High Yield	PRHYX	BH	7.95	5.13	3.07	0.29	-1.64	1.24	7.21	***
F S Tn R2<90d	Price Intrntl Bond	RPIBX	BW	4.93	2.19	3.63	-0.21	-1.41	1.40	9.76	***
F S Tn R2<90d C	Price Intrntl Discovery	PRIDX	EW	16.55	7.00	4.76	0.81	-2.56	2.40	57.48	***
F S Tn R2<90d	Price Intrntl Grth Incm	TRIGX	HGI	16.06	7.27	7.29	0.43	-1.64	2.67	16.18	***
F S Tn R2<90d	Price Intrntl Stock	PRITX	EW	13.73	5.25	9.38	1.99	-1.97	2.81	16.91	***
F S Tn R2<90d	Price Japan	PRJPX	EWR	7.61	2.01	4.94	7.71	-0.97	3.17	10.20	***
F S Tn R2<90d	Price Latin America	PRLAX	EWR	9.13	-0.07	19.36	4.23	0.47	4.72	32.06	***
F S Tn C	Price Mid Cap Growth	RPMGX	EMC	15.40	8.82	3.49	2.05	-2.90	2.77	75.12	***
F S Tn C	Price Mid Value	TRMCX	EV	17.24	11.68	9.70	2.20	-2.88	2.93	32.01	***
F S Tn	Price New America Growth	PRWAX	EMC	19.68	8.47	3.83	6.35	-0.68	3.28	45.05	***
F S Tn R2<90d C	Price New Asia	PRASX	EWR	17.12	11.27	17.37	10.01	2.75	2.82	17.91	*****
F S Tn C	Price New Era	PRNEX	EA	20.81	11.61	14.40	2.64	-3.96	3.26	49.02	****
F S Tn C	Price New Horizons	PRNHX	ESC	13.92	5.62	-0.94	3.12	-4.49	3.75	45.55	***
F S Tn	Price New Income	PRCIX	BF	4.37	3.19	2.45	0.99	-0.42	0.83	9.53	***
F S Tn R1<90d	Price REIT	TRREX	ERE	12.83	12.86	13.50	3.48	-0.16	2.97	24.54	****
F S Tn C	Price Science & Technology	PRSCX	EA	25.59	18.51	7.27	8.84	-0.72	3.44	41.62	*****
F S Tn	Price Short term Bond	PRWBX	BS	1.16	0.78	0.63	0.06	-0.21	0.24	4.79	***
F S Tn C	Price Small Cap Stock	OTCFX	ESC	9.62	3.25	0.23	-0.09	-6.05	3.35	43.65	**
F S Tn R1<90d C	Price Small Cap Value	PRSVX	ESC	8.04	1.72	0.25	-2.28	-6.04	3.31	48.50	**
F S Tn	Price Spectrum Growth	PRSGX	EMC	17.00	8.68	7.49	3.18	-1.61	2.72	24.98	***
F S Tn	Price Spectrum Income	RPSIX	BF	6.43	4.22	3.92	0.97	-0.98	1.10	13.07	***
F S Tn	Price Strategic Income	PRSNX	BF	6.61	4.71	4.94	1.69	-0.42	1.08	11.73	****
F S Tn R.5<90d	Price US Bond Indx	PBDIX	BI	3.81	2.74	1.95	0.75	-0.45	0.76	11.10	***
F S Tn	Price US Treasury Bond Long	PRULX	BL	7.92	7.03	5.75	2.74	0.32	2.10	12.43	***
F S Tn	Price US Treasury Intermediate	PRTIX	BI	1.18	0.31	0.40	0.40	-0.68	0.94	5.84	**
F S Tn	Price Value	TRVLX	EV	17.56	12.88	9.07	2.04	-2.55	2.85	35.94	****

Vanguard Funds Alphabetically by Name

Legend	Fund Name	Symbol	Style	12m	9m	6m	3m	1m	V	NAV	Rank
F S T	Vanguard 500 Index	VFINX	EGI	16.74	11.49	9.36	2.99	-1.39	2.68	178.32	****
F S T	Vanguard Balanced	VBINX	HB	11.05	7.39	5.66	1.98	-1.28	1.68	28.47	***
F S T	Vanguard Cap Opprtn	VHCOX	ELC	19.84	13.58	6.94	5.82	-1.80	3.19	49.78	****
F S T	Vanguard Cap Value	VCVLX	EGI	18.75	14.13	9.47	1.99	-4.18	3.45	15.37	***
F S T C	Vanguard Convertible Securities	VCVSX	EGI	10.26	6.44	3.92	1.29	-2.07	1.77	14.17	***
F S T	Vanguard Div Grth	VDIGX	ELC	12.44	8.01	7.16	0.34	-1.86	2.38	21.68	***
F S T	Vanguard Emrg Mrkt	VEIEX	EW	14.33	5.30	17.01	8.39	1.46	3.47	27.74	***
F S T	Vanguard Equity Income	VEIPX	EGI	13.31	9.90	9.32	0.91	-2.47	2.62	30.81	***
F S T	Vanguard European Index	VEURX	EWR	15.36	5.03	5.50	-3.39	-4.10	3.13	30.87	***
F S T	Vanguard Explorer	VEXPX	ESC	10.37	2.94	-0.52	-0.25	-5.33	3.51	100.16	**
F S T	Vanguard Extended Mrkt Index	VEXMX	EMC	13.31	7.01	3.30	1.32	-4.42	3.25	63.62	***
F S T	Vanguard Global Eqty	VHGEX	EW	16.68	9.44	8.31	2.13	-1.92	2.68	24.51	***
F S T	Vanguard GNMA	VFIIX	BU	4.53	2.27	1.59	0.72	-0.74	0.92	10.66	***
F S T	Vanguard Grwth & Incm	VQNPX	EGI	16.96	12.39	9.81	3.49	-1.02	2.73	41.60	****
F S T C	Vanguard High Yld Corp	VWEHX	BH	6.48	3.93	2.61	-0.08	-1.62	1.15	6.06	***
F S T	Vanguard High Yld Dividend	VHDYX	EV	14.01	10.72	10.39	1.84	-1.71	2.53	25.82	****
F S T	Vanguard Intl Equity	VFSVX	EW	17.72	7.52	7.85	0.89	-2.70	2.82	41.04	***
F S T	Vanguard Intl Explorer	VINEX	EW	20.15	8.39	7.05	0.89	-2.08	2.55	19.28	****
F S T	Vanguard Intl Growth	VWIGX	EW	14.78	4.48	6.81	1.16	-1.51	2.98	23.52	***
F S T	Vanguard Intl Value	VTRIX	EW	16.31	5.37	8.32	1.83	-2.14	2.92	38.39	***
F S T	Vanguard IT InvstGrd	VFICX	BI	4.98	3.50	2.34	0.82	-0.40	0.94	9.90	***
F S T	Vanguard IT Trsry	VFITX	BI	1.41	0.47	0.46	0.37	-0.53	0.86	11.24	**
F S T	Vanguard LT InvGrd	VWESX	BL	11.39	10.14	6.62	2.52	-0.10	1.76	10.47	****
F S T	Vanguard LT Trsry	VUSTX	BL	8.27	7.29	6.07	2.91	0.33	2.16	12.09	***
F S T	Vanguard MidCap Index	VIMSX	EMC	16.30	10.42	7.62	2.70	-2.53	2.76	31.55	***
F S T	Vanguard Morgan Growth	VMRGX	ELC	16.54	9.50	4.94	3.66	-1.57	3.10	26.32	***
F S T	Vanguard Pacific Index	VPACX	EWR	12.79	3.75	9.90	6.81	0.67	2.56	11.94	***
S T	Vanguard PRIMECAP	VPMCX	ELC	24.38	15.30	9.82	5.31	-0.84	2.64	100.61	*****
F S T	Vanguard REIT	VGSIX	ERE	12.32	11.78	12.91	3.56	0.04	3.03	24.88	***
F S T	Vanguard Short Federal	VSGBX	BS	0.90	0.48	0.22	0.08	-0.19	0.29	10.74	**
F S T	Vanguard Slctd Value	VASVX	EV	17.90	10.30	7.76	2.38	-3.52	3.02	29.31	***
F S T	Vanguard SmlCap Grwth	VISGX	ESC	10.45	3.51	-0.11	0.98	-5.20	3.40	33.93	**
F S T	Vanguard SmlCap Index	NAESX	ESC	12.58	6.53	3.26	0.95	-4.94	3.30	53.28	***
F S T	Vanguard ST InvstGrd	VFSTX	BS	2.46	1.41	0.83	0.22	-0.28	0.39	10.74	***
F S T	Vanguard ST Trsry	VFISX	BS	0.47	0.09	0.00	-0.02	-0.19	0.20	10.69	**
F S T	Vanguard Star	VGSTX	HGI	12.77	7.48	5.96	2.02	-1.31	1.79	24.78	***
F S T	Vanguard Strtg Eqty	VSEQX	EMC	19.99	12.88	8.23	2.28	-2.99	3.32	31.81	***
F S T	Vanguard TTL Bond Index	VBMFX	BF	3.46	2.35	1.80	0.69	-0.46	0.77	10.78	***
F S T	Vanguard US Growth	VWUSX	ELC	19.92	11.44	6.89	4.20	-1.68	3.16	29.80	***
F S T	Vanguard US Value	VUVLX	EV	15.54	12.85	9.70	1.53	-2.46	2.90	16.63	***
F S T	Vanguard Value Index	VIVAX	EV	14.70	11.42	9.74	2.03	-1.27	2.64	31.18	****
F S T	Vanguard Wellesley Incm	VWINX	HB	8.47	6.54	5.24	0.97	-1.00	1.28	25.65	****
F S T C	Vanguard Wellington	VWELX	HB	12.00	8.97	6.99	1.82	-1.03	1.78	39.49	****
F S T	Vanguard Windsor	VWNDX	EV	16.72	11.33	9.49	2.37	-2.59	2.95	21.44	***
F S T	Vanguard Windsor II	VWNFX	ELC	14.52	10.63	9.13	1.63	-2.10	2.69	38.29	***

NYSE Margin Debt



The chart shows the NYSE margin debt (red line) and SPY (S&P 500 total return ETF blue line).

As you can see, there has been two prior major peaks in debt that led to 50% declines in SPY in 2000 and 2007. The top in debt occurred 2-4 months prior to the top in SPY in the previous examples. This is similar to the market action today. Debt peaked in February (I shift the NYSE margin debt forward one month) and the market (so far) peaked in June (based on month end price).

The subsequent selloff was triggered with an initial 5% decline from the peak. For the DJ Industrials this is 16,280. Current (8/4/14) price is about 16,550. For SPY it is at 186. Current (8/4/14) SPY is about 193. The 5% decline was met within 1-2 months of the price peak, which, if it stays on pattern, puts the initial 5% decline to happen by end of August.

As mentioned before, margin debt is a pure market indicator. In other words, price is all that matters. PE, book values, yields, investor sentiment, none of those things matter. If the market declines enough, margin calls will go out, and selling ensues (unless one puts up more cash to cover the call). Margin and price are tied together like two ends of a whip.