



# No-Load Mutual Fund Selections & Timing Newsletter

Striving to provide you with the most return and the least risk.

Date: May, 2014 (pricing data through 4/30/14)

Publisher: Watercourse Way Holdings, LLC

Volume: 32 Number: 5

InvestmentST.com

Editor: Stephen L. McKee

## Top 5% Funds By C (comet)

C measures the risk adjusted (V) relative performance between a fund and market (CS). Top 5% funds are sorted by asset class (first letter in style) E-equity, H-hybrid, or B-bond, listed alphabetically, and grouped by fives.

Fund	Symbol	Style	C
PS Agrcltr	DBA	EA	25.3
Select SPDR Enrgy	XLE	EA	22.6
Select SPDR Indl	XLI	EA	20.5
Select SPDR Matrsl	XLB	EA	21.1
Select SPDR Technlgy	XLK	EA	20.8
Forester Discovery	INTLX	EW	20.9
Heartland Value	HRTVX	EV	21.4
Hodges Fund	HDPMX	EMC	20.0
Icon Healthcare	ICHCX	EA	20.6
ING Corp Leaders	LEXCX	EGI	20.6
Janus Contrarian	JSVAX	EMC	20.2
Longleaf Intl	LLINX	EW	21.9
Longleaf Small Cap	LLSCX	ESC	23.3
Merger Fund	MERFX	EC	24.0
Oakmark Intrntl Small Cap	OAKEX	EW	21.6
Polaris Global Value	PGVFX	EW	22.1
RBB Lng/Shrt Eqty	BPLEX	EC	25.4
Sound Shore	SSHFX	EV	20.4
Stratton Multicap	STRGX	ELC	21.9
Price European Stock	PRESX	EWR	20.3
Price New Era	PRNEX	EA	21.3
Price Value	TRVLX	EV	20.2
TCW Concntrtd Value	TGFVX	EV	22.1
Third Ave REIT	TVRVX	ERE	20.0
Thomas White Amrcn	TWAOX	EMC	21.4
Tocqueville Fund	TOCQX	EMC	20.6
Vanguard Intl Expl	VINEX	EW	21.3
Wasatch SmCap Val	WMCVX	ESC	22.1
Berwyn Income	BERIX	HGI	24.4
Bridgeway Mngd Volatility	BRBPX	HB	27.5
Price Capital Appreciation	PRWCX	HGI	21.7
Artio Gbl Hlncm	BJBHx	BW	22.0
Dodge & Cox Income	DODIX	BF	19.4
Dreyfus Short-Intrmtd Govt	DSIGX	BI	20.2
Federated High Yld	FHYTX	BH	20.1
Forward High Yld	AHBIX	BH	19.4
Janus High Yield	JAHYX	BH	18.8
Northern HiYld	NHFIX	BH	19.3
Osterweis Strtgc Incm	OSTIX	BF	22.0

## Rotations

The relative strength rotation in the markets worldwide continues. The Equity World (EW) style is still nicely represented, while the Equity Small Cap (ESC) has all but disappeared from the Top 5% Funds by C table at left. There are six EW funds, but now only two ESC funds listed.

This rotation also shows up clearly on the Scoreboard on page 8 for last month. The Russell 2000 (small cap index) took a nosedive, dropping about 4.0%. The Dow Jones International Index rose 0.5%. Because of the small cap exposure, the MAAP Portfolios also took a small hit.

Of course the question is whether this sea change will continue. Given that the international markets have lagged the domestic market for nearly four years, I suspect the answer is yes.

As well, the domestic small cap area had been dominating the top list for the last couple of years. Like the duration of international underperformance, this small cap out performance was something of an anomaly. Typically small cap outperforms coming out of the bottom of a bear market. In the latter stages of the bull market, small underperforms

relative to large cap. This is not what was happening. Small outperformed large cap, even though the bottom was five years ago.

These relative performance metrics can't continue forever and so the rotation has commenced. Again, I suspect this will continue, especially if we add in the fundamental factor that our Fed is tapering, while the international Central Banks speak about their own version of quantitative easing. Time for more portfolio changes.

Lastly please see page 28 of the online edition for updated information on the Fidelity Sector rotation strategy.

Join me once again at Caesar's Palace in Las Vegas for the MoneyShow this May 12-15. I will speak at two workshops, as well as on a CBS/Marketwatch panel. Register and mention me at MoneyShow.com.

TABLE OF CONTENTS	
Top 5% of NLMFS&T	Page 1
Fund Data (highest ranked)	Pages 2-4
MAAP Income	Page 5
MAAP Growth and Balanced	Page 6
Timing & Allocation	Page 7
Scoreboard	Page 8
All Funds (on-line only)	Pages 9-28



### AROUND THE CAMPFIRE

A tetrad of lunar eclipses, at the first full moons after the four equinoxes. My cup runneth over. The first one was 4/15/14. Got up about 3am to see the blood moon. The next ones are 10/8/14, 4/4/15, and 9/28/15.





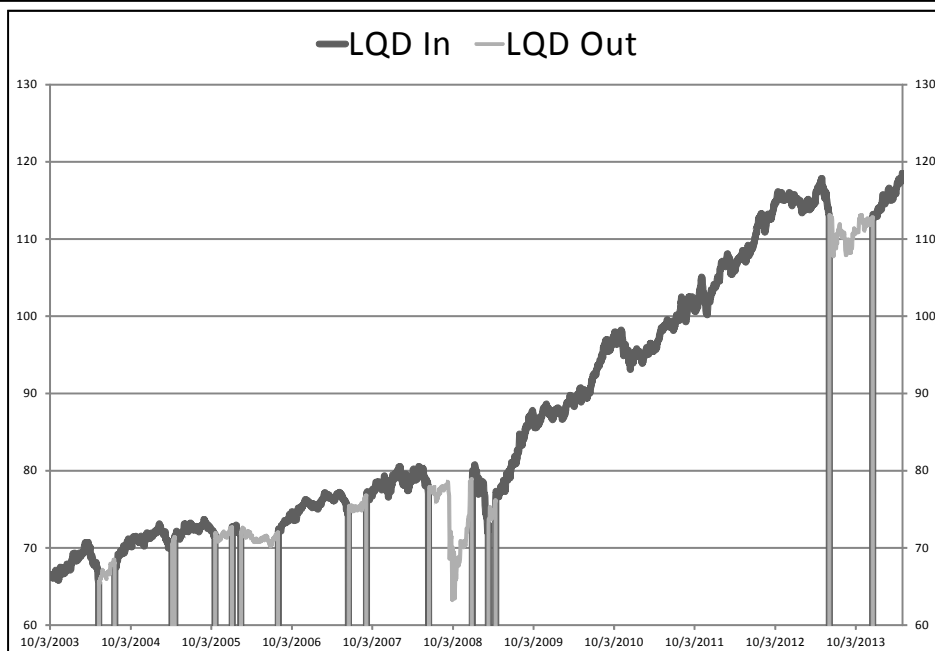


## Interest Rates and Bond Prices

The Federal Reserve continues its tapering program to end quantitative easing. It reduced its monthly bond buying again by \$10 billion. At this pace, it will end its quantitative easing program by September 2014.

As we know, tapering is not the same as raising short-term rates. That potential, it says, will continue to be data dependent. The Fed needs to see two things. One is a continued annualized inflation north of 2% and two is the unemployment rate south of 6.5%.

While this tapering is going on, the economic background the Fed cites for the reason is a stronger economy. But what is happening is the unexpected; the market is doing its typical thing. Instead of bond prices falling (big buyer is gone), bond prices are rising (yields are falling).



The chart above is the daily close of the total return (price, including dividends) of LQD from 10/2003 through the present. LQD is the ETF of the investment grade corporate bond market. The dark line is when the SLM Bond Market Timing Model is bullish on LQD (expect higher prices and lower yields). The lighter line between the two vertical "posts" shows when it is bearish (expect lower prices and higher yields).

## MAAP: Income

No changes to the income portfolio last month.

### MONTHLY ACTIVITY

MONTH ENDING: 4/30/2014

### MONTH END VALUATIONS

#### INCOME, selected & timed, style and asset allocated (bond, hybrid, cash)

Activity Date	Activity	Fund	Action Price	Number of Shares	Action Value	Symbol	Fund Style	Fund	Ending NAV	Number of Shares	Current Value	Percent of Total
22-Feb	sell	BGNMX	11.07	2,292.0490	25,373	DLTNX	Bond Flex	DoubleLn Ttl Rtrn	10.93	2,444.7019	26,721	11%
24-May	sell	FBNDX	7.94	3,258.9673	25,876							
22-Aug	sell	MBB	103.66	375.5742	38,932							
22-Aug	sell	PONDY	12.04	1,720.7731	20,718							
							Cash	MoneyMarket	1.00	210,656.0000	210,656	89%
Total Valuation=											237,377	100%

# MAAP: Aggressive Growth, Growth, and Balanced

PREVIOUS ACTIVITY			TO MONTH ENDING: 4/30/2014			MONTH END VALUATIONS						
AGGRESSIVE GROWTH, selected & timed, style allocated (equity, hybrid, cash)												
Activity Date	Activity	Fund	Action Price	Number of Shares	Action Value	Symbol	Style	Name	Ending NAV	Number of Shares	Current Value	Percent of Total
7-Feb	sell	DVY	69.14	935.3500	64,670	OAKBX	Hybrid	Oak Eqty Incm I	33.17	992.2481	32,913	6%
7-Feb	sell	SDY	70.22	409.4200	28,749	FGBLX	Hybrid	Fidelity Glbl B Incd	25.05	2,200.0000	55,110	10%
7-Feb	sell	IWS	64.76	562.2800	36,413	ALPHX	Hybrid	Hatteras Alpha Hdg	1151	2,400.0000	27,624	5%
28-Mar	sell	VILLX	25.00	2,347.4958	58,687							
28-Mar	buy	FGBLX	24.94	2,200.0000	54,868							
28-Mar	sell	WEHIX	57.46	530.5603	30,486							
28-Mar	buy	TMCGX	57.19	960.0000	54,902							
28-Mar	buy	ALPHX	1157	2,400.0000	27,768							
						DES	Eqty SC	Wtree Sml Cap Div	67.32	510.0800	34,339	6%
						JAVTX	Eqty SC	Janus Venture	6174	497.9770	30,745	6%
						TMCGX	Eqty SC	Turner Emrg Grth	55.64	960.0000	53,414	10%
						Cash	Money Market		100	310,179.0000	310,179	57%
											544,324	100%

GROWTH, selected & timed, style & asset allocated (equity, hybrid, cash)													
Activity Date	Activity	Fund	Action Price	Number of Shares	Action Value	Symbol	Fund Style	Fund	Ending NAV	Number of Shares	Current Value	Percent of Total	
7-Feb	sell	DVY	69.14	1661.0500	114,845	OAKBX	Hybrid	Oak Eqty Incm I	33.17	1611.9821	53,469	6%	
7-Feb	sell	SDY	70.22	720.6900	50,607	FGBLX	Hybrid	Fidelity Glbl B Incd	25.05	3,850.0000	96,443	10%	
7-Feb	sell	IWS	64.76	816.8300	52,898	ALPHX	Hybrid	Hatteras Alpha Hdg	1151	4,100.0000	47,191	5%	
28-Mar	sell	VILLX	25.00	3,743.0513	93,576								
28-Mar	buy	FGBLX	24.94	3,850.0000	96,019								
28-Mar	sell	WEHIX	57.46	848.8964	48,778								
28-Mar	buy	TMCGX	57.19	1670.0000	95,507								
28-Mar	buy	ALPHX	1157	4,100.0000	47,437								
						DES	Eqty SC	Wtree Sml Cap Div	67.32	714.1000	48,073	5%	
						JAVTX	Eqty SC	Janus Venture	6174	746.9655	46,118	5%	
						TMCGX	Eqty SC	Turner Emrg Grth	55.64	1670.0000	92,919	10%	
						Cash	Money Market		100	562,773.0000	562,773	59%	
											Total Valuation=	946,986	100%

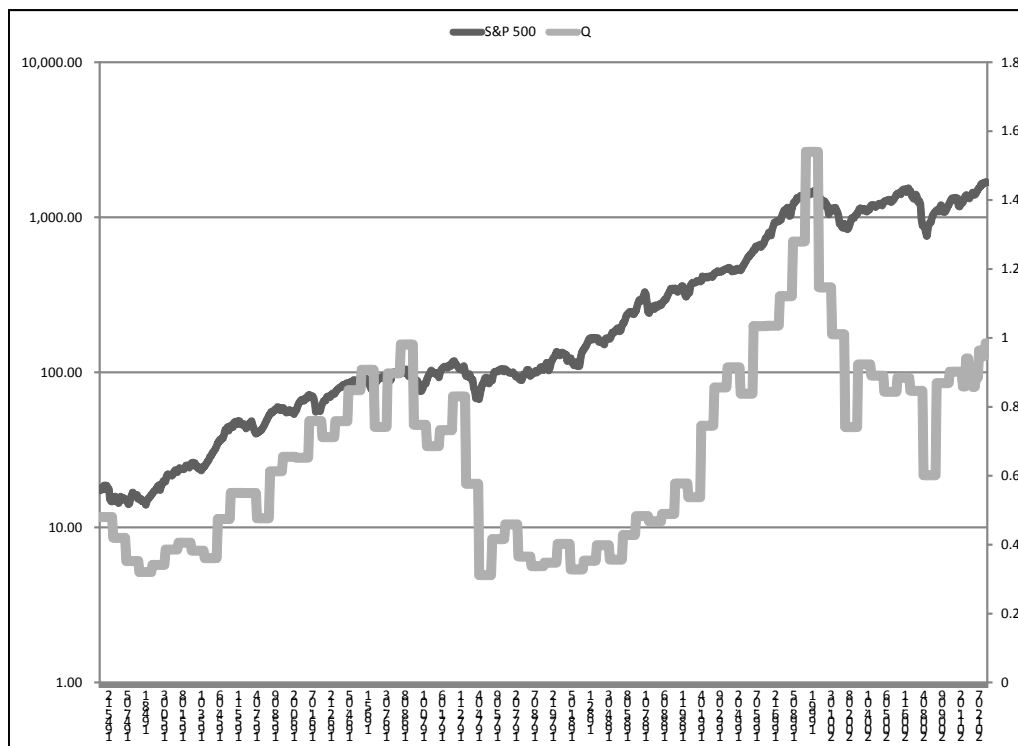
BALANCED, selected & timed, style & asset allocated (equity, hybrid, bond, cash)													
Activity Date	Activity	Fund	Action Price	Number of Shares	Action Value	Symbol	Fund Style	Fund	Ending NAV	Number of Shares	Current Value	Percent of Total	
7-Feb	sell	DVY	69.14	1306.2000	90,311	OAKBX	Hybrid	Oak Eqty Incm I	33.17	1,333.3333	44,227	6%	
7-Feb	sell	SDY	70.22	6015.8000	42,243	FGBLX	Hybrid	Fidelity Glbl B Incd	25.05	3,250.0000	81,413	10%	
7-Feb	sell	IWS	64.76	683.0300	44,233	ALPHX	Hybrid	Hatteras Alpha Hdg	1151	3,500.0000	40,285	5%	
28-Mar	sell	VILLX	25.00	3,285.0861	82,127								
28-Mar	buy	FGBLX	24.94	3,250.0000	81,055								
28-Mar	sell	WEHIX	57.46	742.7844	42,680								
28-Mar	buy	TMCGX	57.19	1,400.0000	80,066								
28-Mar	buy	ALPHX	1157	3,500.0000	40,495								
						DES	Eqty SC	Wtree Sml Cap Div	67.32	663.1200	44,641	6%	
						JAVTX	Eqty SC	Janus Venture	6174	669.1566	41,314	5%	
						TMCGX	Eqty SC	Turner Emrg Grth	55.64	1,400.0000	77,896	10%	
						DLTNX	Bond Flex	DoubleLn Ttl Rtrn	10.93	4,890.6600	53,455	7%	
						Cash	Money Market		100	417,539.0000	417,539	52%	
											Total Valuation=	800,769	100%

**PORTFOLIO CHANGES:** No changes to the portfolios were made last month, but I expect to make some changes this month.

**WHAT TO DO NOW:** With the apparent sea-change in relative attractiveness from domestic small cap and technology to internationals taking place, my recent purchase TMCGX was hit hard last month. It dropped into 3 Comet category. Same with ALPHX. FGBLX continues to lag, though it has international exposure. DES and JAVTX also need evolution out from. I expect to sell some of these and transition more into the international style.

# Market Timing and Asset Allocation

Q Ratio (grey, blocky line) and SPY (black, smoother line) from 1945 to present



For those who missed this Q ratio chart from page 28 last month, I thought to move it here.

It shows the SPY (S&P 500) and Q ratio. Q ratio is the ratio between total market cap and total replacement cost of those companies. The Q ratio came out from the

work of James Tobin. Data is from FRED and SPY.

The idea is when the ratio is high then it signifies an overvalued market. When the ratio is low it signals the opposite. Like other valuation metrics, it gives a clear sense of overvalued, but does not pinpoint market tops.

**TIMING POSITIONS** (Intermediate is weeks to months. Long term is months to years. Bullish is an expected series over time of higher highs and higher lows. Bearish is an expected series of lower highs and lower lows. Neutral is an expected series of sideways, without a discernible trend.)

**STOCKS:** Neutral intermediate-term      **Bearish** long-term  
**GOLD:** Neutral      **BONDS:** Bearish (p. 5)

## STOCK MARKET COMMENTS (SUM: 4 bull, 4 neutral, 4 bear)

US Gov. fiscal policy, **bearish** (reducing spending, raising taxes).  
 Corporate activity **neutral** (peak earnings, max profit margins past).  
 Economy, **bullish** (self-sustaining growth, job market improvement).  
 Inflation, **neutral** (moderate expectations of 2%, no surprises).  
 World input, **bullish** (central banks easing, recessions lifting).  
 Consumer, **bullish** (housing recovered, job opportunities).  
 Investor sentiment, **bearish** (too many bullish advisors and investors).  
 Federal Reserve policy, **bullish** (though tapering in place).  
 Market valuations, **bearish** (spread of earnings to bond yields is starting to narrow). (30,000 projected on DJ Industrials, but PE at 20x).  
 Exogenous events, **neutral** (Putin discounted?).  
 Hedge fund/leverage risk, **bearish** (margin debt records, IPO hot).  
 Technical, **neutral**, (overbought, but "in gear").

I've moved the Consumer input from neutral to bullish on the heels of an improving economy and rising consumer sentiment. We're feeling better about things. Less houses underwater. More jobs.

I've also moved the market valuation measure from neutral to bearish. Except for the so-called Fed Model that compares 10-year Treasury yields to stock market yields, the rest of the inputs are bearish. And the Fed model is not as bullish as it has been because the gap, the spread, is narrowing because of the rising stock market (falling yields) and sideways to rising Treasury yields.

The end result of these moves is the continued near neutral overall timing reading.

# Performance Scoreboard

INDEXES, FUND STYLES & MAAP PORTFOLIOS	% RETURNS FROM THE PAST X MONTHS THRU 4/30/14					V Vol- atility	INDEX CLOSE		PERFORMANCE IN:					
	X= 12	9	6	3	1				2013	2012	2011	2010	2009	2008
World Growth Index*	17.97	12.44	5.37	4.31	-0.38	2.6	99.47	-	28.79	16.44	-4.17	17.17	35.08	-39.25
Dow Jones Industrials	11.73	6.98	6.66	5.62	0.75	2.7	16580.84	-	26.50	7.26	5.53	11.02	18.82	-33.84
Standard & Poors 500	20.41	13.50	8.33	6.19	0.77	2.8	776101	-	32.34	15.88	0.00	12.78	23.45	-38.49
Russell 2000	20.50	8.84	3.08	-0.04	-3.88	3.2	5265.52	-	38.82	16.35	-5.45	25.31	25.22	-34.80
Dow Jones World Index	12.28	11.28	4.35	5.41	0.53	2.4	318.51	-	20.78	13.72	-9.91	11.89	31.97	-42.85
Gold/Silver Index (XAU)	-15.64	-6.58	-2.96	1.71	1.16	7.6	92.26	-	-49.18	-8.33	-20.28	34.67	35.85	-28.54
Dow Jones Ttl Bond	0.77	5.15	3.59	2.21	1.15	1.1	329.87	-	-1.45	10.81	8.51	8.54	17.89	1.80
Small Cap	21.47	9.51	2.93	0.28	-3.48	3.2	Columns 2 through 6 are the average returns and column 7 is the average V (volatility) for all funds in each fund style. Usually, the larger the V the greater the risk.		38.72	14.00	-3.18	24.55	31.86	-39.13
Mid Cap	20.75	11.79	5.34	2.41	-1.95	2.9			35.09	14.79	-4.58	20.91	35.93	-41.93
Large Cap	20.27	12.85	6.08	3.33	-0.95	2.9			33.29	15.68	-2.14	15.38	33.01	-39.89
Value	20.04	12.30	7.39	5.57	0.02	2.7			32.18	15.69	-1.81	14.54	30.13	-37.96
Contrary	-6.92	-5.50	-3.44	-1.37	0.18	2.4			-10.28	-6.86	-11.34	-9.02	-5.99	5.36
World/Intntl Growth	10.75	10.99	2.78	5.48	0.21	2.9	Usually, the larger the V the greater the risk.		18.48	18.27	-13.98	16.55	37.01	-47.03
Growth/Income	17.59	11.73	6.96	5.87	0.50	2.7			28.93	13.94	1.57	12.56	25.16	-36.20
Bond Long	-3.90	4.67	3.80	2.53	1.34	2.1			-8.56	4.19	24.66	2.99	-8.70	11.91
Bond High Yield	4.69	6.21	3.72	2.31	0.29	1.1			5.74	12.93	3.52	5.41	30.64	-23.05
Bond World	-0.37	4.89	2.65	3.96	0.97	1.5			-3.76	11.27	3.98	1.77	10.54	-7.34
MAAP Aggrsv Grth	4.22	1.83	-0.63	-0.49	-0.95	1.1	For more information about these model portfolios, please see pages five and six.		11.69	3.73	-1.30	11.21	21.35	-10.73
MAAP Growth	4.54	2.30	0.07	-0.51	-0.91	1.0			11.16	4.09	-1.45	11.47	20.83	-5.75
MAAP Balanced	4.51	2.78	0.39	-0.26	-0.78	1.1			10.86	4.98	-2.11	13.43	24.69	-13.09
MAAP Income	-1.92	-0.43	0.15	0.10	0.09	0.2			-1.44	1.72	4.97	3.10	5.60	-4.78

\*World Growth Index is a fully invested blend of 20% each in EEM (emrg mrkt), EFA (euro far east asia), IWM (rusl 2000), QQQ (nsdq 100), SPY (s&p 500). Data and MAAP include dividend reinvestments.

(MAAP portfolios deduct a simulated 2% fee, as if we managed it. Subscribers may generally add back 2% to the annual numbers to get your actual results.)

## Managed Asset Allocation Program (MAAP)

**Fund Selection.** We monitor about 800 funds and ETFs. We separate them into their Asset class (Equity, Hybrid, Bond). We subdivide them into Styles like small, large, value, international, etc.. We rank the funds by their risk-adjusted (V volatility) relative performance to the market and peer group (CS). We pick them by that combined result C (risk adjusted relative performance).

**Portfolio Allocation (market timing).** We follow a straightforward approach to allocation: Overweight the Portfolio to the investment Style that is performing the strongest on a risk-adjusted basis. We may also use contrary (bear market) funds, and cash (money market funds).

**Diversification.** We diversify by fund company, investment style, and asset class. The funds themselves normally reduce specific company risk, so that the main investment risk is the market's direction (up or down).

**MAAP.** Our Managed Asset Allocation Program brings our proprietary fund selection and market timing models together. We EVOLVE, buying from the top 5%, holding as long as the fund is in the top 20%. If it drops below 4 comets, we evolve, selling that fund and buying from the top 5% again. We overlay market timing on this fund selection evolution. The results are four portfolios shown on pages 5 and 6. See Scoreboard above for comparative performances.

**Watercourse Way Holdings, LLC** publishes and owns *No-Load Mutual Fund Selections & Timing Newsletter*. It is normally posted to InvestmentST.com and mailed by the fifth business day of the month. Price data is through the previous month's end.

Email [SMcKee@InvestmentST.com](mailto:SMcKee@InvestmentST.com) or call 1-800-800-6563 with any questions or comments.

**To subscribe**, please call 1-800-800-6563 or visit our web site InvestmentST.com or write to PO Box 830396 Richardson TX 75083-0396. Subscriptions are \$180.00 per 12 issues (12 months) or \$350.00 per 24 issues (two years). Subscriptions also include emailed hotline updates and special bonus reports. Subscriptions may be tax deductible. Subscribers who reside outside of the United States and receive the mailed issue must add \$36.00 for postage and special handling per each 12 issues. No additional cost for on-line retrieval only.

**Disclaimer**, Nothing in this Newsletter should be construed as an offer to buy or sell any securities. It does not consider your personal situation. The information herein is assembled from sources who are believed reliable, but the accuracy of data or advice cannot be guaranteed. Past performance does not guarantee future performance. No chart, strategy or tactic guarantees gains or losses. No assurances can be given that objectives will be met. The company, its officers, staff, and clients may or may not invest in the funds and/or in the proportions shown in this Newsletter. All disclaim any and all liability for any losses that may result from use of any data presented herein. All investments involve risk of loss. Read a fund's prospectus carefully before investing.

**To reprint** limited material, provide full credit, including name, address, phone number, and web site InvestmentST.com.

**Copyright**, ©, 1984-2013, Watercourse Way Holdings, LLC. All rights reserved.



## Updates For NLMFS&T Newsletter

I deleted two funds (FECAX and TVFVX) because they ceased trading and added two funds (FEMEX and NMEEX) this past month. Both changes were in the Equity World (EW) style.

I switched the ticker symbols on six Harbor funds from the institutional side to the retail side of basically the same funds. These now become available on the no-fee platforms and the minimum investment is less. Thanks to a member's suggestion on this.

Another question came up about fund names. It may seem odd, but different platforms will occasionally have different names for the same fund. I go by the ticker symbol for official purposes. This came up because some platforms recognize Turner Funds as TIP Institutional Turner Funds, while others (still) recognize it as Turner Funds. Always check with your broker before buying for potential changes as regards fees and other matters.

## Instruction Legend For Pages 10-28

Pages 10-28 list all of the funds that we track (about 800) in various categories. Pages 9-28 are electronic only (available on line at InvestmentST.com in PDF format); they are not included in the mailed version, which is the same first pages 1-8. The two letters are identical, except for their length. The database of no-load funds and ETFs is separated into three primary asset types (Hybrid (H), Equity (E), Bond (B)). Fidelity Select Funds (select) are also separated into a type. That is four separate asset types. (I also use cash as an asset type.)

The funds in each asset type are ranked by C, which is a fund's risk-adjusted relative performance. We assign the top 5% five comets (\*\*\*\*\*), the next 15% four comets (\*\*\*\*), the middle 60% three comets (\*\*\*) , the lower 15% two comets (\*\*), and the worst 5% one comet (\*). This dynamic ranking system means a fund's rank may change each month. The main selecting strategy is to buy from the top 5% of the funds in the NLMFS&T Newsletter and hold as long as the fund remains in the top 20% (first 5%, five \*\*\*\*\*, and next 15%, four \*\*\*\*). This 20% group is highlighted in green on the following pages. When (not if) a fund falls out of that top grouping, it is time to sell and reenter with a fund picked from the top 5%. Each month go through your portfolio to see where your funds are ranked. Evolve out of the laggards into the leaders.

This buy/sell selecting/evolving decision, however, may be mitigated by a few things. We want some diversification between styles (small cap, large cap, international, etc). We want to hold long enough to avoid short-term redemption charges by either the fund or broker. Taxes may also impact the decision. This selecting strategy may also be suspended during expected market timing considerations, such as an outright buy or sell. If we raise cash, for example, we may still sell a highly ranked fund.

Pages 10-28 are separated by asset type H, E, B, or Fidelity Select and then sorted alphabetically by fund name. Hybrid funds are shown on page 10. Equity funds are on pages 11-19. Bond funds are on pages 20-21. Fidelity Select funds are on page 22 (this should provide a relative view of the comparative performance of different industries). ETFs are listed separately on page 23, but are ranked according to their overall database rank within the asset type. Pages 24-27 show only the American Century, Fidelity, T. Rowe Price, and Vanguard families, as they are also ranked within the overall database rank. All listings are grouped by fives.

This selecting and timing strategy is an active asset allocation process over time. It is not buy/hold/forget. We believe funds come into and out of prominence, that no single fund is right forever. We also believe the market has value, that there are times to be in the market and times to be out of the market. In summary, we simply, consistently strive to make money and not lose it over bull and bear markets.

# All Hybrid Funds Alphabetically

Legend	Fund Name	Symbol	Style	12m	9m	6m	3m	1m	V	NAV	Rank
F S T R1<60d	Alpine Foundation	ADBYX	HB	7.51	8.07	5.98	5.29	0.69	2.11	13.13	***
Fn So Tn	AmBcn Blncd	AABPX	HB	14.08	9.42	6.84	5.41	0.71	1.92	14.97	****
Fn So Tn	AmCent Blncd Investors	TWBIX	HB	12.21	9.12	5.92	4.55	0.81	1.81	18.67	***
Fn So Tn	AmCent One Ch Very Consvrt	AONIX	HB	3.64	4.57	2.83	2.42	0.51	0.91	11.83	***
Fn So Tn	AmCent Strtgc Agg	TWSAX	HB	12.02	9.25	4.11	3.88	-0.46	2.11	8.63	***
Fn So Tn	AmCent Strtgc Consvrtv	TWSCX	HB	6.81	6.21	3.38	2.83	0.17	1.24	5.99	***
Fn So Tn	Aston Mntg Balncd	MOBAX	HB	6.78	7.03	3.27	1.72	0.38	1.73	23.74	**
F S T R1<180d	Berwyn Income	BERIX	HGI	13.02	10.06	4.83	3.65	0.98	1.33	14.37	*****
F S T	Bridgeway Mngd Volatility	BRBPX	HB	8.40	6.31	5.41	4.50	0.74	0.92	13.70	*****
Fn So Tn R2<60d	Buffalo Flexible Incm	BUF BX	HB	10.19	7.75	5.20	4.57	1.83	1.58	14.66	*****
S T C	CGM Mutual Fund	LOMMX	HGI	4.48	3.23	2.14	-1.06	-1.38	2.82	30.77	*
F S T R1<60d	CornerCap Balanced	CBLFX	HB	14.75	9.66	6.59	4.74	-0.26	1.96	15.47	***
F S T	Dodge & Cox Balanced	DODBX	HB	18.89	12.10	7.38	4.23	-0.03	2.10	99.50	*****
Fn So Tn C	Dreyfus Balncd	THPBX	HB	13.46	8.56	5.15	3.40	-0.42	1.94	21.59	**
Fn S T	Fidelity AM Eqty 20%	FASIX	HA	4.25	4.67	2.69	1.82	0.28	0.79	13.52	***
Fn S T	Fidelity AM Eqty 50%	FASMX	HA	10.05	8.50	4.48	3.12	0.12	1.45	17.84	***
Fn S T	Fidelity AM Eqty 70%	FASGX	HA	13.81	10.61	5.39	3.82	-0.05	1.94	20.91	***
Fn S T	Fidelity AM Eqty 85%	FAMRX	HA	16.93	12.42	6.26	4.37	-0.17	2.27	17.43	***
Fn S T	Fidelity Balanced	FBALX	HB	14.63	10.57	6.00	3.51	-0.06	1.89	23.09	**
Fn S T	Fidelity Equity Income II	FEQTX	HGI	16.09	10.59	7.85	7.08	1.07	2.69	24.98	***
Fn S T R1<30d	Fidelity Global Balanced	FGBLX	HGI	10.94	8.82	3.75	1.79	-0.12	1.92	25.05	***
Fn S T	Fidelity Puritan	FPURX	HGI	14.62	10.71	5.90	2.74	-0.43	1.90	21.53	***
F So T	Forward Balncd	ACBIX	HB	2.90	5.73	3.26	3.64	1.42	1.41	15.53	**
F So Tn	Forward Incm/Grth	ACIGX	HGI	1.66	4.63	2.36	2.62	1.17	1.11	14.39	**
F So Tn R2<90d	FPA Crescent	FPACX	HGI	14.11	9.28	5.54	3.42	-0.18	1.69	33.57	*****
Fn So Tn R2<7d	Gamco Mathers Fund	MATRX	HGI	-11.31	-7.38	-4.08	-2.84	-0.26	1.54	7.53	*
Fn So Tn R2<60d	Greenspring Fund	GRSPX	HGI	11.57	4.41	0.61	1.84	-0.60	1.49	26.53	**
Fn So Tn	Hatteras Alpha Hdgd	ALPHX	HGI	5.89	4.26	1.41	-0.35	-0.95	0.81	11.51	**
Fn So Tn	Hennessey Balanced	HBFBX	HB	4.93	3.47	3.23	3.82	1.02	1.31	12.86	***
Fn So Tn	Hennessey Eqty Incm	HEIFX	HB	9.16	7.42	4.49	4.77	0.38	1.74	15.88	***
So T	Holland Balanced	HOLBX	HB	12.87	8.82	6.33	5.85	1.19	2.34	19.55	***
F S T R1.5<60d	Hussman Strtg Ttl Rtrn	HSTRX	HB	-0.54	2.90	1.02	1.43	0.80	1.23	11.34	**
Fn So Tn R2<30d	Intrepid Capital	ICMBX	HB	12.93	9.42	5.63	3.91	-0.63	1.64	12.56	*****
Fn So Tn	Janus Balanced	JABAX	HB	12.34	9.93	5.28	3.57	0.56	1.75	30.40	***
Fn So T R2<30d	Kinetics Multi-Disc	KMDNX	HB	3.93	3.22	1.46	1.22	0.09	1.02	11.20	**
Fn So Tn R2<5d	Leuthold Core Invst	LCORX	HB	14.20	12.57	6.79	4.41	-0.59	1.95	18.69	*****
F S T	Mairs & Power Balanced	MAPOX	HB	12.56	8.96	5.46	5.11	0.80	2.03	84.19	**
Fn So Tn	ManningNap Blncd Cnsrvtv	EXDAX	HB	5.97	6.66	4.19	3.54	1.01	1.18	14.04	**
Fn So Tn	Northern Incm Eqty	NOIEX	HGI	13.46	10.03	6.81	6.01	1.04	2.37	15.97	***
Fn So Tn	Oakmark Eqty Incm I	OAKBX	HB	19.08	11.48	5.99	4.60	-0.18	2.09	33.17	*****
Fn So Tn	Pax World Balanced	PAXWX	HB	11.70	8.55	3.84	3.98	0.32	1.79	24.83	***
Fn So Tn	Permanent Portfolio	PRPFX	HB	2.04	5.40	1.72	3.10	0.64	1.78	44.29	**
Fn So Tn	Pimco All Asset	PASDX	HA	0.95	6.03	2.50	4.77	1.14	1.59	12.44	**
Fn So Tn	Pimco All Asset All Authrty	PAUDX	HA	-4.00	3.42	1.00	4.02	1.10	1.55	10.14	*
F S Tn	Price Balanced	RPBAX	HB	12.98	10.50	4.84	3.33	0.38	1.85	23.48	***
F S Tn	Price Capital Appreciation	PRWCX	HGI	16.07	10.40	7.21	4.52	0.68	1.79	26.57	*****
F S Tn R2<90d	Price Intrntl Grth Incm	TRIGX	HGI	17.03	15.56	6.80	6.83	1.83	2.83	16.11	***
Fn So Tn	Rainier Balanced	RIMBX	HB	10.65	7.97	3.66	0.65	-0.33	1.95	15.11	**
So Fn Tn	SIT Balanced	SIBAX	HB	10.64	8.43	4.74	2.76	-0.06	1.84	20.32	***
Fn So Tn	Teton Westwood Balanced	WEBAX	HB	10.45	6.82	5.00	3.50	0.16	1.67	12.71	***
Fn So Tn	Teton Westwood Incm	WESRX	HGI	14.99	10.27	6.65	8.14	2.62	2.51	11.37	***
Fn So Tn	Value Line Asset Allctn	VLAAX	HB	12.14	8.69	3.38	2.88	-0.11	1.82	27.18	**
F S T	Vanguard Balanced	VBINX	HB	11.74	8.89	5.30	3.60	0.36	1.69	28.03	***
F S T	Vanguard Star	VGSTX	HGI	12.44	10.53	5.35	3.86	0.25	1.75	24.47	***
F S T	Vanguard Wellesley Incm	VWINX	HB	6.93	7.42	5.51	4.22	1.19	1.38	25.58	***
F S T C	Vanguard Wellington	VWELX	HB	13.09	9.99	7.02	5.08	1.09	1.90	39.01	*****
Fn So	Villere Balanced	VILLX	HB	13.91	6.95	2.58	2.30	0.75	1.86	25.38	***
Fn So Tn	Weitz Balanced	WBALX	HB	9.31	6.25	3.77	2.23	-0.07	1.11	14.21	*****

# Equity Funds Alphabetically

Legend	Fund Name	Symbol	Style	12m	9m	6m	3m	1m	V	NAV	Rank
F S T	Aegis Value	AVALX	EV	17.51	6.65	2.20	3.00	1.62	2.39	21.31	***
Fn So Tn R2<60d	AI Frank Fund	VALUX	EV	24.43	15.57	9.32	6.77	-0.26	3.01	26.96	****
F S T R1<60d	Alpine Cyclical Adv PPTY	EUEYX	ERE	-3.91	5.32	-2.60	2.78	-1.10	3.28	25.12	**
F S T R1<60d	Alpine Intl Real Estate	EGLRX	ERE	-6.51	3.87	-1.55	7.74	0.47	3.48	23.52	**
F S T R1<60d	Alpine Realty Inc/Grth	AIGYX	ERE	1.69	9.44	9.94	9.37	3.27	3.47	19.57	***
Fn So Tn	Amana Grth	AMAGX	ELC	16.76	12.98	7.38	4.37	-1.72	2.46	32.51	***
Fn So Tn	Amana Incm	AMANX	EV	18.57	13.53	6.62	7.82	1.71	2.81	45.09	***
Fn So Tn R2<90d	AmBcn Emrg Eqty	AAEPX	EW	0.93	9.91	-0.59	8.27	1.55	2.94	11.78	**
Fn So Tn	AmBcn Intrntl Eqty	AAIPX	EW	17.47	13.46	3.87	5.76	0.74	2.98	20.38	***
Fn So Tn	AmBcn LrgCap Value	AAGPX	ELC	21.71	12.96	9.50	7.59	0.50	2.94	28.22	****
Fn So Tn	AmBcn MidCap Value	AMPAX	EMC	23.67	12.42	6.66	6.33	-0.55	3.00	14.44	***
Fn So Tn	AmBcn SmallCap Value	AVPAX	ESC	24.23	11.17	5.54	3.55	-2.27	3.49	26.25	***
Fn So Tn	AmBcn Stphn SmlCap	STSGX	ESC	17.30	2.98	-7.26	-7.55	-7.50	3.55	15.42	**
Fn So Tn	AmCent Cap Value	ACTIX	EV	19.63	10.75	8.53	7.30	0.66	2.82	9.11	***
Fn So Tn R2<60d	AmCent Emrg Mrkt	TWMIX	EW	-3.24	5.28	-2.80	5.67	0.00	2.97	8.57	**
Fn So Tn	AmCent Equity Growth	BEQGX	ELC	22.12	13.84	9.02	7.05	0.92	2.92	31.66	****
Fn So Tn C	AmCent Equity Income	TWEIX	EGI	12.28	8.96	6.78	7.29	1.02	2.00	8.93	****
Fn So Tn R1<60d	AmCent Global Gold	BGEIX	EG	-16.40	-6.90	-2.44	2.57	1.94	8.37	9.99	**
Fn So Tn R2<60d	AmCent Global Grth	TWGGX	EW	19.11	13.53	4.50	2.73	-0.33	2.82	12.24	***
Fn So Tn C	AmCent Grwth Investors	TWCGX	ELC	18.98	13.62	5.89	3.91	-0.60	2.62	32.92	***
Fn So Tn	AmCent Hertg Investors	TWHIX	EMC	16.80	8.35	1.08	0.40	-4.05	2.85	25.09	***
So Tn	AmCent Income & Growth	BIGRX	EGI	22.39	14.33	8.64	7.57	1.08	2.96	37.34	****
Fn So Tn R2<60d	AmCent Intl Discv	TWEGX	EW	19.23	14.66	5.92	1.87	-3.04	3.39	13.06	***
Fn So Tn R2<60d	AmCent Intl Grth	TWIEIX	EW	12.03	11.41	3.44	3.86	-0.52	3.02	13.52	***
Fn So Tn	AmCent Lrg Co Value	ALVIX	ELC	19.84	10.85	8.65	7.46	0.72	2.84	8.34	***
Fn So Tn	AmCent Midcap Value	ACMVX	EMC	19.70	12.16	7.61	6.18	0.00	2.44	16.35	****
Fn So Tn	AmCent New Opp	TWNOX	ESC	18.87	8.89	2.01	-1.15	-4.54	3.18	11.15	**
Fn So Tn	AmCent Real Estate	REACX	ERE	1.28	8.73	7.80	9.18	2.98	3.35	26.26	***
Fn So Tn	AmCent Select Investors	TWCIX	ELC	18.90	13.71	5.63	2.47	-0.48	2.88	55.59	***
Fn So Tn	AmCent Small Co	ASQIX	ESC	25.03	10.26	6.81	3.42	-2.44	3.57	12.39	***
Fn So Tn R2<60d	AmCent SmlCap Grth	ANOIX	ESC	18.40	6.68	0.17	-3.55	-5.97	3.39	11.97	***
Fn So Tn	AmCent Ultra Investors	TWCUX	EMC	23.51	13.65	4.34	1.57	-1.35	3.11	33.56	***
Fn So Tn	AmCent Utilities Income	BULIX	EGI	8.97	9.78	8.78	9.51	2.26	3.13	17.61	***
Fn So Tn	AmCent Value	TWVLX	EV	20.11	11.60	8.94	7.69	0.95	2.68	8.54	****
Fn So Tn R2<60d	AmCent Veedot	AMVIX	ESC	23.89	13.33	6.83	4.58	0.21	2.80	9.60	****
Fn So Tn C R2<365d	AMIDEX 35 Israel	AMDEX	EW	15.76	15.14	10.04	5.07	-2.61	2.84	14.91	***
Fn So Tn	Ariel Aprprctn	CAAPX	ESC	21.22	10.95	4.03	2.15	-1.67	3.34	54.27	***
Fn So Tn	Ariel Fund	ARGFX	EMC	21.64	11.97	4.46	2.60	-1.45	3.30	71.89	***
Fn So Tn	Artio Glbl Eqty	BJGQX	EW	11.31	11.90	5.19	10.89	1.91	2.61	41.55	***
Fn So Tn C	Artio Intrntl Eqty	BJBIX	EW	8.21	12.10	4.43	11.90	2.45	2.98	29.25	***
Fn So Tn R2<90d	Artisan Glbl Value	ARTGX	EW	19.69	13.57	6.90	5.75	0.64	2.49	15.64	****
Fn So Tn R2<90d	Artisan Grth Opp	ARTRX	ELC	11.06	8.24	2.11	0.56	-2.30	3.25	17.87	**
Fn So Tn R2<90d	Artisan International	ARTIX	EW	12.71	9.61	2.29	3.66	0.27	2.94	30.00	***
Fn So Tn R2<90d C	Artisan Intl SmlCap	ARTJX	EW	17.67	14.33	4.98	2.57	-1.98	3.24	27.16	***
Fn So Tn C	Artisan Mid Cap	ARTMX	EMC	18.04	8.24	0.50	-4.70	-6.60	3.39	45.58	**
Fn So Tn C	Artisan MidCap Val	ARTQX	EMC	17.54	9.24	4.37	5.12	-1.46	2.95	27.08	***
Fn So Tn C	Artisan Small Cap	ARTSX	ESC	13.51	2.28	-7.66	-14.37	-11.97	3.84	26.04	**
Fn So Tn C	Artisan SmCap Val	ARTVX	ESC	18.66	8.13	2.87	3.40	-1.33	2.98	18.55	***
Fn So Tn	Artisan Value	ARTLX	ELC	16.99	14.36	6.90	8.88	1.23	2.51	13.98	****
Fn So T	Aston LMCG Sml Cap	ACWDX	ESC	21.14	5.65	2.77	-3.66	-5.39	3.58	13.17	**
Fn So Tn	Aston Mid Cap	CHTTX	EMC	30.74	14.22	10.52	5.95	-0.82	3.22	45.73	****
Fn So Tn	Aston Mntg Grth	MCGFX	ELC	12.19	10.38	4.64	2.50	0.40	2.59	27.90	***
Fn So Tn R2<90d	Aston Real Estate	ARFCX	ERE	-3.06	5.43	4.50	6.19	1.92	3.11	11.66	**
Fn So Tn	Aston TMRO Divrsfd Eqty	ATLVX	EV	17.64	12.72	6.19	3.60	-1.26	2.92	17.28	***
Fn So T C	Aston TMRO Sml Cap	ATASX	ESC	8.15	1.10	-4.53	-3.05	-6.43	2.93	20.95	**
Fn So Tn	Aston Value	RVALX	EV	19.83	12.86	8.67	7.21	0.13	3.17	14.87	***
Fn So T	Auxier Focus	AUXFX	EMC	10.74	6.67	3.88	4.50	0.05	2.36	19.97	***
Fn So Tn	Baron Asset	BARAX	EV	19.52	13.32	4.66	1.08	-2.15	2.98	61.11	***
Fn So Tn	Baron Growth	BGRFX	ELC	18.29	10.72	0.69	0.99	-2.92	2.89	70.39	***
Fn So Tn	Baron Iopprtnty	BIOPX	EMC	13.46	1.65	-3.56	-10.38	-9.83	3.47	17.52	**
Fn So Tn	Baron Partners	BPTRX	EMC	27.43	17.49	7.84	6.84	-1.28	3.69	34.66	***
Fn So Tn	Baron Small Cap	BSCFX	EV	16.75	9.31	1.15	-1.19	-3.72	2.93	33.17	***
F S T R1<180d	Berwyn	BERWX	ESC	20.74	6.63	3.83	1.23	-2.64	3.17	38.77	***
Fn So Tn R2<30d	BMO Emrg Mrkt	MEMYX	EW	-6.14	1.09	-1.63	10.27	2.38	3.07	13.31	**

# Equity Funds Alphabetically

Legend	Fund Name	Symbol	Style	12m	9m	6m	3m	1m	V	NAV	Rank
Fn So Tn R2<30d	BMO LgCap Grth/Incm	MASTX	ELC	16.71	10.01	2.48	2.01	-0.73	2.77	16.26	***
Fn So Tn R2<30d	BMO LgCap Value	MREIX	EGI	21.72	14.04	10.75	6.72	-0.31	3.06	16.05	***
Fn So Tn R2<30d	BMO Mid Cap Growth	MRMSX	EMC	16.22	10.33	4.88	2.67	-0.83	3.02	22.68	***
Fn So Tn R2<30d	BMO Mid Cap Value	MRVEX	EMC	22.50	11.87	5.03	5.09	-0.97	2.91	16.32	***
Fn So Tn R2<30d	BMO Small Cap Grth	MRSCX	ESC	22.12	11.06	3.35	-1.34	-5.48	3.38	22.07	***
Fn So Tn R2<30d	BMO Small Cap Value	MRSYX	ESC	20.02	7.27	7.27	4.13	-1.77	2.97	13.87	***
F S T	Brandywine	BRWIX	ESC	19.40	10.00	4.92	0.46	-4.84	3.69	30.90	***
F S T	Bridgeway BIChip 35	BRLIX	ELC	18.08	12.06	8.69	6.08	1.20	2.75	10.99	***
F S T	Bridgeway Large Grth	BRLGX	ELC	22.18	13.59	6.77	5.31	-0.82	3.10	19.45	***
F S T C	Bridgeway Large Val	BRLVX	ELC	23.29	15.62	9.64	8.13	0.50	3.10	22.22	****
F S T	Bridgeway Small Grth	BRSGX	ESC	23.26	5.36	1.97	-0.63	-3.39	3.72	17.41	**
F S T	Bridgeway Small Val	BRSVX	ESC	18.15	7.77	5.67	5.26	-2.55	3.96	22.20	***
F So T R1<14d	Brown Growth	BIAGX	ELC	16.53	9.96	2.72	0.60	-1.65	2.20	18.43	***
Fn T R2<60d	Brown Intrntl	BCIIX	EW	17.42	16.00	7.09	5.82	-1.75	2.68	12.37	***
Fn So T R2<14d	Brown Midcap	BCMSX	EMC	20.13	11.29	7.21	4.20	-2.23	2.70	26.32	***
F S T R1<14d	Brown Small	BIASX	ESC	22.09	7.65	0.35	-4.36	-4.57	3.12	17.54	**
Fn So Tn R2<60d	Buffalo Discovery	BUFTX	EA	29.92	13.99	6.71	1.05	-1.70	2.88	20.18	****
Fn So Tn R2<60d	Buffalo Growth	BUFGX	ELC	23.68	13.97	6.67	2.66	-0.90	2.81	35.13	***
Fn So Tn R2<60d	Buffalo Large Cap	BUFEX	ELC	19.92	11.55	4.27	0.13	-1.54	2.61	22.98	***
Fn So Tn R2<180d	Buffalo Micro Cap	BUFOX	ESC	24.29	3.58	-7.31	-13.14	-11.65	4.41	17.06	**
Fn So Tn R2<60d	Buffalo Mid Cap	BUFMX	EMC	20.09	8.36	3.21	0.22	-3.43	2.92	18.61	***
Fn So Tn R2<180d C	Buffalo Small Cap	BUFSX	ESC	17.49	2.11	-6.27	-6.42	-6.47	3.49	33.69	**
F S T R2<180d	Caldwell & Oakin Mrkt Opprtnty	COAGX	EA	-6.87	-3.16	-2.10	-1.46	-1.46	1.31	20.88	*
Fn S T	California Invest S&P Mid Cap	SPMIX	EMC	18.17	10.80	5.62	3.58	-1.56	2.83	29.11	***
Fn S T	California Invest S&P SmCap	SMCIX	ESC	22.53	10.27	3.06	1.51	-3.03	3.10	20.82	***
Fn S T	California Invest S&P 500 Indx	SPFIX	EGI	20.00	13.14	8.16	6.20	0.74	2.77	38.10	****
Fn So Tn R2<60d	Causeway Intl Val	CIVVX	EW	18.72	12.82	4.12	5.40	0.87	2.87	16.21	***
Fn So Tn R1<90d	Century SmCap	CSMVX	ESC	19.06	10.02	3.08	-0.99	-5.17	3.09	32.07	***
S T	CGM Focus	CGMFX	EA	15.32	6.21	4.10	-0.62	-2.74	3.88	38.31	**
S T	CGM Realty Fund	CGMRX	ERE	2.74	9.99	6.39	3.66	0.25	3.26	31.71	**
Fn So Tn R2<60d	Chase Grth	CHASX	ELC	25.00	18.13	9.62	5.16	-0.85	3.08	14.05	****
Fn So Tn	Chesapk Core Grth	CHCGX	ELC	23.62	13.37	4.90	1.87	-1.58	3.13	21.20	***
Fn So Tn	Clipper Fund	CFIMX	EV	20.22	12.25	7.92	6.91	0.45	3.05	93.87	***
Fn So Tn	Cohen & Steers Realty Shares	CSRSX	ERE	1.97	8.68	8.09	9.29	3.20	3.50	70.72	***
F S T R1<60d	CornerCap Small Value	CSCVX	ESC	30.41	12.54	5.69	2.94	-3.08	3.90	15.76	***
Fn So Tn C	CRM Mid Cap Value	CRMMX	EMC	21.76	11.69	8.79	4.10	-0.52	2.74	34.29	***
Fn So Tn	CRM Sml Cap Value	CRMSX	EMC	18.87	8.03	2.36	0.58	-3.36	3.38	22.41	***
Fn So Tn	CRM Sml Mid Cap Value	CRMXX	EMC	20.81	12.42	7.30	4.45	-0.45	2.67	17.83	***
ETF	Currency Euro	FXE	EC	4.91	3.95	1.97	2.74	0.67	1.46	136.94	***
F S T	Dodge & Cox Intl Stock	DODFX	EW	21.76	17.73	7.29	8.74	1.22	3.21	44.77	****
F S T	Dodge & Cox Stock	DODGX	ELC	25.73	15.59	9.20	5.36	-0.52	2.93	170.92	****
Fn So Tn R2<30d	Domini Social Equity	DSEFX	EGI	21.78	14.60	8.31	6.76	0.43	2.93	44.87	****
Fn So Tn	Dreyfus Appreciation	DGAGX	EA	14.31	12.03	8.20	9.74	2.80	2.85	53.96	***
Fn So Tn	Dreyfus Displnd Stock	DDSTX	EGI	18.11	10.76	5.04	3.69	-1.25	2.79	35.43	***
Fn So Tn	Dreyfus Fund	DREVX	ELC	20.65	12.70	5.35	2.19	-1.52	2.71	11.68	***
Fn So Tn	Dreyfus Growth & Income	DGRIX	EGI	23.33	13.56	7.04	3.01	-1.75	2.98	20.73	***
Fn So Tn	Dreyfus Intrnl Stock	DIISX	EW	12.92	13.64	4.34	6.73	1.41	2.98	17.28	***
Fn So Tn	Dreyfus Mid Cap Index	PESPX	EMC	18.11	10.94	5.73	3.53	-1.59	2.82	37.20	***
Fn So Tn C	Dreyfus Research Growth	DREQX	ELC	23.48	13.91	5.02	0.07	-2.45	3.06	13.92	***
Fn So Tn	Dreyfus S&P 500	PEOPX	EGI	19.86	13.11	8.11	6.13	0.70	2.75	50.02	****
Fn So Tn	Dreyfus Small Cap Index	DISSX	ESC	24.19	11.67	4.05	2.17	-2.74	3.19	29.09	***
Fn So Tn C	Dreyfus Third Century	DRTHX	ELC	20.18	12.72	6.96	6.90	0.55	2.68	14.71	****
Fn So Tn R2<60d	Driehaus Emrg Mrkt	DREGX	EW	1.04	5.07	-1.04	4.78	-0.56	2.57	32.20	**
Fn So Tn R2<60d	Driehaus Intl Dis	DRIDX	EW	3.46	3.91	-3.24	-1.91	-4.23	2.76	30.80	**
F S T R2<60d	Fairholme	FAIRX	ELC	26.02	17.62	6.19	7.52	0.86	3.38	40.90	***
Fn So Tn	FAM Equity Income	FAMEX	EGI	14.00	8.09	2.00	3.94	-1.59	2.63	24.69	***
Fn So Tn	FAM Value Fund	FAMVX	ESC	18.11	9.97	5.18	4.62	-1.67	2.69	62.53	***
Fn So Tn C	Federated Kaufmann	KAUFX	EMC	23.75	13.59	4.99	-1.94	-3.96	3.16	6.06	***
Fn So Tn	Federated Mid Cap Indx	FMDCX	EMC	18.38	11.12	5.84	3.60	-1.55	2.85	28.00	***
Fn S T R1.5<90d	Fidelity Aggrsv Grth	FDEGX	EA	22.37	13.24	6.99	3.73	-0.69	2.74	28.63	***
Fn S T R1<30d	Fidelity Aggrsv Intl	FIVFX	EW	11.70	12.30	3.40	4.50	-0.54	2.97	16.71	***
Fn S T	Fidelity Blue Chip Growth	FBGRX	ELC	26.24	14.83	6.24	1.41	-1.97	3.29	63.28	***
Fn S T	Fidelity Capital Appreciation	FDCAX	ELC	18.88	11.12	5.40	-0.61	-2.33	3.25	35.61	***
Fn S T	Fidelity Contra	FCNTX	ELC	19.07	12.97	4.01	0.93	-1.79	2.99	93.90	***
Fn S T	Fidelity Convertible Securities	FCVXS	EGI	17.58	12.18	8.07	2.79	0.79	2.17	31.90	****

# Equity Funds Alphabetically

Legend	Fund Name	Symbol	Style	12m	9m	6m	3m	1m	V	NAV	Rank
Fn S T	Fidelity Disciplined Equity	FDEQX	ELC	23.39	15.73	8.92	5.38	0.21	2.88	33.09	****
Fn S T R1<30d	Fidelity Diversified Intl	FDIVX	EW	14.02	12.47	4.01	4.25	0.41	3.23	36.76	***
Fn S T	Fidelity Dividend Growth	FDGFX	ELC	20.38	12.96	6.91	4.91	-0.08	2.73	35.89	**
Fn S T R1.5<90d	Fidelity EMEA	FEMEX	EW	3.99	7.26	-3.10	5.45	-0.76	2.90	9.09	**
Fn S T R1.5<90d	Fidelity Emrg Asia	FSEAX	EWR	0.57	8.35	-0.41	4.47	-0.23	2.61	30.40	**
Fn S T R1.5<90d	Fidelity Emrg Mrkt	FEMKX	EW	0.12	7.14	-1.19	7.63	-0.04	3.04	24.12	**
Fn S T R1<30d	Fidelity Europe	FIEUX	EWR	21.38	16.50	7.78	7.61	1.59	3.22	40.28	***
Fn S T R.75<30d	Fidelity Export & Multintl	FEXPX	ELC	14.52	10.45	5.53	4.56	0.41	2.39	24.56	***
Fn S T C	Fidelity Fifty	FFTYX	EV	22.44	12.81	5.49	-1.46	-2.54	3.17	27.66	***
Fn S T	Fidelity Focused Stock	FTQGX	ELC	22.38	12.78	5.71	-1.71	-2.59	3.38	19.55	***
Fn S T	Fidelity Fund	FFIDX	ELC	16.79	12.13	6.84	3.37	-1.22	2.76	42.99	***
Fn S T	Fidelity Growth & Income	FGRIX	ELC	19.28	11.39	6.72	6.21	0.45	2.84	28.20	***
Fn S T C	Fidelity Growth Company	FDGRX	ELC	23.60	12.74	5.04	-0.24	-2.84	3.18	118.79	***
Fn S T	Fidelity Independence	FDFFX	ELC	28.81	19.22	11.02	1.49	-1.89	3.55	37.34	***
Fn S T R1<30d	Fidelity Intrntl Discvry	FIGRX	EW	11.02	10.50	1.76	3.20	-0.58	3.23	39.72	***
Fn S T R1.5<90d	Fidelity Japan	FJPNX	EWR	-6.00	-2.73	-7.02	-3.82	-2.29	3.48	11.08	**
Fn S T R1.5<90d	Fidelity Latin America	FLATX	EWR	-14.66	0.94	-5.13	12.35	2.94	4.33	31.56	**
Fn S T R1.5<90d	Fidelity Levrg Co Stk	FLVCX	EMC	22.05	12.67	7.17	5.20	0.52	2.67	44.14	****
Fn S T R1.5<90d	Fidelity Low Priced Stock	FLPSX	ESC	19.25	11.80	4.99	4.31	-1.19	2.61	49.86	***
Fn S T	Fidelity LrgCap Stock	FLCSX	ELC	25.54	14.65	8.84	4.64	-0.68	2.93	27.76	****
Fn S T	Fidelity Magellan	FMAGX	EMC	23.83	14.04	6.95	2.80	-1.15	2.82	93.17	**
Fn S T	Fidelity Mega Cap	FGRTX	ELC	20.71	12.71	7.69	6.36	0.26	2.85	15.71	***
Fn S T R.75<30d	Fidelity Mid Cap Stock	FMCSX	EMC	23.50	14.14	7.90	3.20	-2.02	2.81	40.26	***
Fn S T	Fidelity New Millennium	FMILX	ELC	24.34	15.23	9.04	3.12	-2.08	2.81	40.01	****
Fn S T	Fidelity OTC	FOCPX	ELC	29.71	10.43	4.06	-3.15	-4.71	3.61	76.04	***
Fn S T R1<30d	Fidelity Overseas	FOSFX	EW	16.65	15.42	6.09	5.55	0.81	2.99	40.88	**
Fn S T R1.5<90d	Fidelity Pacific Basin	FPBFX	EWR	7.11	10.49	0.30	3.82	0.04	3.06	27.45	**
Fn S T R.75<90d	Fidelity Real Estate	FRESX	ERE	0.87	8.45	8.45	9.93	3.92	3.48	36.32	***
Fn S T R2<90d	Fidelity Small Cap Stock	FSLCX	ESC	18.08	10.63	5.28	3.22	-1.00	2.69	20.83	***
Fn S T R1.5<90d C	Fidelity Small Cap Value	FCPVX	ESC	17.33	8.05	3.28	3.73	-1.74	3.28	19.74	***
Fn S T	Fidelity Stock Slctr AllCap	FDSSX	ELC	22.42	14.05	8.01	4.25	-0.66	2.64	36.31	****
Fn S T R1.5<90d	Fidelity Stock Slctr SmCap	FDSCX	ESC	20.16	9.24	5.45	0.16	-2.72	2.90	25.75	***
Fn S T	Fidelity Trend	FTRNX	ELC	23.13	15.46	5.95	1.12	-1.84	2.95	84.51	***
Fn S T	Fidelity Utilities	FIUIX	ELC	11.31	14.36	8.08	6.15	1.15	3.20	23.20	***
Fn S T	Fidelity Value	FDVLX	EV	23.97	14.76	8.70	5.23	-0.40	2.74	107.10	****
Fn S T	Fidelity Value Strategies	FSLSX	EV	17.58	10.99	7.25	4.89	0.22	2.66	41.43	**
Fn S T R1<30d	Fidelity Worldwide	FWWFX	EW	17.02	11.53	3.94	0.45	-1.66	3.09	24.29	***
F So Tn	Flex Muirfield	FLMFX	ELC	22.33	13.38	6.96	7.09	-0.14	3.08	7.10	***
F So Tn	Flex Quantex	FLCGX	ELC	27.35	15.07	7.53	6.64	0.47	3.00	36.10	****
Fn So Tn C	FMI Common Stk	FMIMX	ESC	22.09	14.83	7.44	5.13	-0.27	2.72	29.10	****
Fn So Tn	FMI Focus	FMIOX	ESC	22.84	9.52	1.37	1.39	-2.50	3.15	39.34	**
Fn So Tn	FMI Large Cap	FMIHX	ELC	17.61	12.92	8.07	7.26	0.19	2.70	21.42	**
Fn So T	Forester Discovery	INTLX	EW	8.76	9.57	5.91	4.76	1.39	1.45	14.54	****
Fn So T	Forester Value	FVALX	EV	3.06	2.64	4.18	2.98	-0.40	1.29	12.45	***
F So T C	Forward Agrsv Grth	ACAIX	EA	3.50	7.89	5.50	5.86	1.63	1.66	15.00	**
F So Tn	Forward Extnl Mrkt	ASMCX	ESC	19.30	12.63	7.42	5.11	0.00	2.76	38.07	***
F So T	Forward Growth Allctn	AGALX	ELC	4.07	7.61	4.53	5.28	1.40	1.95	15.20	***
F So Tn	Forward Grth/Incm	AGIIX	ELC	4.13	6.97	4.04	4.52	1.52	1.68	16.01	***
F So T	Forward SmallCap Eqty	FFSCX	ESC	17.68	2.29	1.55	-3.50	-5.92	3.44	20.97	**
Fn So Tn R2<7d	Gabelli Asset	GABAX	EV	18.55	11.61	5.76	5.38	-0.11	2.70	65.82	**
Fn So Tn R2<7d	Gabelli Equity Incm	GABEX	ELC	16.99	11.40	6.98	6.88	0.87	2.73	28.99	***
Fn So Tn R2<7d	Gamco Gbl Convertible	GAGCX	EW	10.93	7.47	4.08	5.18	0.54	1.71	22.32	***
Fn So Tn R2<7d	Gamco Gbl Grth	GICPX	EW	17.74	12.57	4.75	5.07	0.22	2.63	31.29	***
Fn So Tn R2<7d	Gamco Gbl Telecomm	GABTX	EWR	11.88	9.20	-0.03	2.28	-0.62	2.97	24.23	**
Fn So Tn R2<7d	Gamco Gold	GOLDX	EG	-10.05	3.71	4.61	8.68	4.61	9.58	13.15	**
Fn So Tn R2<7d	Gamco Growth	GABGX	ELC	21.25	14.40	6.12	3.82	-0.17	2.82	46.73	***
Fn So Tn R2<7d C	Gamco International	GIGRX	EW	7.28	8.96	2.40	4.67	0.57	2.53	23.10	***
Fn So Tn R2<7d	Gamco Small Cap Grth	GABSX	ESC	19.31	11.28	4.46	3.23	-1.72	2.77	47.97	***
ETF	Guggnhm Multi Ast In	CVY	EV	10.82	9.88	5.10	6.18	1.27	2.12	25.45	***
Fn So Tn R2<30d	Guinness China HK	ICHKX	EWR	1.98	4.75	-6.87	-3.71	-2.87	3.25	27.77	**
F S T	Harbor Capital Appreciation	HCAIX	ELC	22.22	15.02	4.16	-1.34	-2.39	3.29	54.31	***
F S T R2<30d	Harbor Commodity	HACMX	EC	-2.76	9.20	9.20	10.08	2.99	2.62	6.55	***
Fn So Tn R2<60d	Harbor Intrntl	HIINX	EW	13.90	13.94	5.79	8.63	2.30	2.69	72.61	***
Fn So Tn	Harbor Intrntl Growth	HIIGX	EW	8.55	10.90	2.99	7.01	-0.30	2.67	13.13	**
Fn So Tn	Harbor Large Cap Value	HILVX	EV	19.57	13.89	8.48	6.59	-0.59	2.72	11.81	****

# Equity Funds Alphabetically

Legend	Fund Name	Symbol	Style	12m	9m	6m	3m	1m	V	NAV	Rank
Fn So Tn	Harbor Mid Cap Grth	HIMGX	EMC	20.00	9.12	5.75	-0.88	-4.15	3.08	10.15	***
Fn So Tn	Harbor Small Cap Grth	HISVX	ESC	18.55	10.48	3.84	3.56	-2.42	3.02	25.00	***
Fn So Tn R2<10d	Heartland Value	HRTVX	EV	30.26	17.86	9.15	5.14	-0.60	2.88	49.72	*****
Fn So Tn R2<10d C	Heartland Value Plus	HRVIX	ESC	28.99	17.58	8.60	7.81	-1.25	3.98	36.46	***
Fn So Tn	Hennessey Cmrst Grth	HFCGX	EMC	23.99	14.86	9.65	4.63	-0.81	3.28	17.16	***
Fn So Tn	Hennessey Focus	HFCSX	EMC	15.07	8.03	2.16	0.82	-1.30	2.66	63.90	***
Fn So Tn	Hennessey Gas Utility	GASFX	EA	17.14	17.16	13.49	9.79	3.64	3.39	29.31	****
Fn So Tn	Hennessey SmCap Fin	HSFNX	EA	15.79	1.79	0.47	-1.32	-6.05	3.72	23.91	**
Fn So Tn	Hennsler Eqty	HEQFX	EGI	22.83	13.40	5.98	6.01	-0.21	2.84	14.29	***
Fn So Tn R1<30d	Hodges Fund	HDPMX	EMC	37.72	21.57	8.87	7.01	-1.51	3.68	37.08	*****
F S Tn R2<30d	Homestead Small Co	HSCSX	ESC	23.57	9.29	5.12	1.45	-2.23	3.02	36.45	***
F S Tn R2<30d	Homestead Value	HOVLX	EV	22.03	13.15	9.13	6.65	1.21	2.99	46.97	****
F S T R1.5<60d	Hussman Strtg Grth	HSGFX	EMC	-3.36	-3.09	-1.28	-0.60	-0.90	0.74	9.91	*
Fn So Tn	Icon Consumer Stpl	ICLEX	EA	9.44	7.35	5.20	8.69	2.36	2.75	11.26	***
Fn So Tn	Icon Healthcare	ICHCX	EA	30.02	20.70	12.14	4.02	1.00	3.30	20.19	*****
Fn So Tn	Icon Informtn Tech	ICTEX	EA	19.92	13.04	5.00	1.97	-1.20	3.33	12.40	***
F So Tn	ING Corp Leaders	LEXCX	EGI	19.94	13.40	12.11	7.90	2.12	2.69	33.20	*****
Fn So Tn R2<30d	Intrepid All Cap	ICMCX	EV	12.52	8.12	3.95	2.92	0.09	1.40	10.94	*****
Fn So Tn R2<30d	Intrepid Small Cap	ICMAX	ESC	10.92	7.55	3.67	2.26	0.18	1.25	16.27	***
ETF	iShares Canada	EWC	EW	11.77	12.05	5.44	9.34	3.35	2.67	30.54	***
ETF	iShares China	FXI	EW	-4.56	2.43	-6.60	1.01	-2.38	4.44	34.93	**
ETF	iShares Cohen&Str REIT	ICF	ERE	0.01	8.48	9.19	10.16	3.90	3.46	85.45	***
ETF	iShares DJ Sltc Div	DVY	EGI	18.09	13.51	8.96	8.64	2.07	2.89	74.84	*****
ETF	iShares EAFE Indx	EFA	EW	13.47	14.17	4.59	7.40	1.67	3.19	68.32	***
ETF	iShares Emrg Mrkt Stk	EEM	EW	-2.44	6.88	-1.80	8.22	0.78	3.15	41.33	**
ETF	iShares Europe 350	IEV	EW	22.87	19.31	8.51	9.56	2.73	3.49	49.60	*****
ETF	iShares Gold	IAU	EG	-12.89	-2.80	-2.72	3.56	0.48	4.74	12.50	*
ETF	iShares Latin Amr	ILF	EW	-9.51	6.47	-3.14	14.85	3.61	4.60	37.89	**
ETF	iShares Mexico	EWV	EW	-9.91	-2.05	-1.10	1.57	-0.11	3.82	63.88	*
ETF	iShares Prfrd	PFF	EGI	3.78	7.40	8.06	5.98	1.84	1.36	39.55	*****
ETF	iShares REIT	IYR	ERE	-1.29	7.90	7.57	8.07	3.03	3.31	69.72	***
ETF	iShares Russel 2000	IWM	ESC	20.61	9.01	3.21	0.10	-3.75	3.21	111.98	**
ETF	iShares Russel Micro	IWC	ESC	25.34	10.69	4.95	-2.56	-5.99	3.37	72.67	**
ETF	iShares Russel MidVal	IWS	EV	21.81	15.12	9.48	7.44	0.41	2.73	69.01	*****
ETF	iShares Silver	SLV	EG	-21.31	-3.55	-12.51	0.05	-3.05	6.98	18.46	*
ETF	iShares Sltc Div	IDV	ELC	16.77	21.00	6.71	12.03	3.39	3.81	39.95	***
Fn So Tn	Janus	JANSX	ELC	17.92	11.19	3.93	2.32	-0.95	2.81	40.57	***
Fn So Tn	Janus Contrarian	JSVAX	EMC	27.60	18.21	13.74	3.74	-1.55	3.05	21.65	*****
Fn So Tn	Janus Emerging Market	JMFTX	EW	-2.79	7.88	-4.35	6.64	-0.12	3.26	8.35	**
Fn So Tn	Janus Enterprise	JAENX	EMC	18.93	10.24	5.50	0.72	-2.55	2.37	81.18	***
Fn So Tn	Janus Gbl Life Science	JAGLX	EWR	35.29	20.32	13.94	-3.10	-3.17	4.33	44.64	***
Fn So Tn	Janus Gbl Select	JORNX	EW	17.90	12.66	6.96	4.46	0.16	2.78	12.87	**
Fn So Tn	Janus Gbl Tech	JAGTX	EWR	22.80	12.76	5.39	0.97	-2.09	3.01	23.00	***
Fn So Tn	Janus Growth & Income	JAGIX	EGI	18.12	12.80	6.94	7.08	0.51	2.80	45.28	***
Fn So Tn	Janus Overseas	JAOSX	EW	4.47	8.82	-1.91	2.78	-2.53	3.74	35.51	**
Fn So Tn R2<90d	Janus Perkins Gbl Value	JGVAX	EW	11.76	10.48	6.66	6.35	0.83	2.01	14.58	*****
Fn So Tn	Janus Research	JAMRX	ELC	22.92	14.31	7.45	2.93	-0.75	2.91	43.90	***
Fn So Tn	Janus Triton	JATTX	EMC	18.95	10.65	3.74	-0.57	-2.11	2.68	22.72	**
Fn So Tn C	Janus Twenty	JAVLX	EMC	21.10	13.61	4.65	1.84	-0.88	2.98	61.99	***
Fn So Tn	Janus Venture	JAVTX	ESC	18.04	8.63	1.66	-1.91	-3.26	2.68	61.74	***
Fn So Tn	Janus Worldwide	JAWWX	EW	17.14	12.81	4.93	3.56	0.36	2.58	60.50	**
Fn So Tn	Jensen Qlty Grth	JENSX	ELC	17.57	12.02	6.00	3.83	-0.29	2.59	37.70	**
F So T R2<90d	Kalmar ValueSmCap	KGSCX	ESC	21.04	6.00	-3.05	-2.96	-4.68	3.48	20.98	**
Fn So T R2<30d	Kinetics Internet	WWWFX	EA	18.37	9.29	-2.02	-2.45	-3.94	3.58	54.66	**
Fn So T R2<30d	Kinetics Intrntl	WWWEX	EW	12.60	10.51	0.61	3.30	-0.34	2.84	5.95	***
Fn So T R2<30d	Kinetics Paradigm	WWNPX	EA	21.48	14.55	3.00	2.06	-1.90	3.05	34.12	**
Fn So T R2<30d	Kinetics SmCap Opp	KSCOX	ESC	27.57	17.27	3.31	2.06	-1.56	3.51	39.66	**
F So Tn R2<30d	Laudus Intrntl	SWOIX	EW	13.13	12.66	3.67	5.35	-0.12	2.72	24.21	***
Fn So Tn R1<30d C	Lazard Emrg Mkt Eqty	LZOEX	EWR	-0.99	6.29	-3.64	8.75	0.42	3.34	19.14	**
Fn So Tn R1<30d	Lazard Intl Eqty	LZIOX	EW	12.29	12.22	3.79	4.81	0.06	2.87	18.08	***
Fn So Tn R1<30d	Lazard US Mid Cap	LZMOX	EW	17.76	10.69	6.44	5.01	-0.30	2.86	16.36	**
Fn So Tn R1<30d	Lazard US Realty	LRIOX	ERE	-1.06	6.19	10.04	7.47	2.24	2.67	8.22	**
Fn So Tn R1<30d	Lazard US Small Cap Open	LZCOX	ESC	24.21	12.35	7.56	3.64	-1.51	2.91	15.65	***
T	Legg Mason Emrg Mrkt	LMEMX	EW	-9.41	-0.30	-7.05	4.45	-0.54	3.08	18.32	*
T	Legg Mason Intl Eqty	LMGEX	EW	9.42	11.15	3.12	4.67	0.07	3.09	14.56	***

# Equity Funds Alphabetically

Legend	Fund Name	Symbol	Style	12m	9m	6m	3m	1m	V	NAV	Rank
T	Legg Mason Opp	LMOPX	EMC	32.83	18.72	10.57	0.36	-3.01	4.10	16.74	***
T	Legg Mason Spcl Invest	LMASX	ELC	19.23	10.47	6.17	2.73	-1.88	3.02	38.03	***
T	Legg Mason Value Trust	LMVTX	EV	25.66	14.15	10.09	6.91	-0.51	3.17	60.19	****
Fn So Tn	Leuthold Grizzly Short	GRZZX	EC	-19.11	-12.76	-8.92	-5.90	-0.13	2.30	7.66	***
F So T R1<30d	LKCM Aquinas Grth	AQEGX	ELC	15.71	7.62	2.50	1.02	-0.81	2.51	20.82	***
F So T R1<30d	LKCM Aquinas Small Cap	AQBLX	ESC	20.70	7.86	1.11	-0.78	-3.78	3.29	8.91	***
F So T R1<30d	LKCM Aquinas Value	AQEIX	EV	18.79	10.45	6.49	5.06	-0.66	2.73	18.06	***
F S T R1<30d	LKCM SmCap	LKSCX	ESC	21.52	7.93	0.85	-0.92	-3.97	3.30	26.84	***
F S T	Longleaf Intl	LLINX	EW	19.98	18.46	6.19	5.35	0.16	2.29	18.51	****
F S T	Longleaf Partners	LLPFX	EV	23.07	17.43	6.91	7.34	2.48	2.88	34.68	****
F S T C	Longleaf Small Cap	LLSCX	ESC	21.47	15.86	9.66	6.43	-0.09	2.29	34.11	****
Fn So Tn	Madison Dividend Incm	BHBFX	EGI	16.34	10.75	7.64	7.04	0.93	2.65	22.75	***
Fn So Tn	Madison Investors	MINVX	EV	16.58	13.18	8.06	5.08	-0.84	2.38	23.59	****
F S T	Mairs & Power Growth	MPGFX	EGI	21.61	12.04	5.73	5.01	-0.54	3.00	111.90	***
Fn So Tn	Managers Brandywine Mid	BWAFX	EMC	14.99	9.47	3.08	-0.11	-5.84	3.35	9.36	**
Fn So Tn	Managers Micro Cap	MMCFX	ESC	30.77	11.59	2.24	-3.54	-6.51	3.72	45.83	***
Fn So Tn	Managers Special Equity	MGSEX	ESC	23.48	7.70	-0.17	-2.58	-5.14	3.49	82.78	**
Fn So Tn	Marketfield	MFLDX	EC	6.79	1.78	-1.70	-2.84	-2.04	1.41	17.81	**
Fn So Tn R2<30d	Marsico 21st Centr	MXXIX	ELC	21.99	13.95	3.25	-1.22	-2.91	3.26	19.36	***
Fn So Tn R2<30d	Marsico Focus	MFOCX	ELC	16.44	12.06	4.04	-1.34	-1.68	3.31	19.85	***
Fn So Tn R2<30d	Marsico Global	MGLBX	EW	20.63	12.71	2.12	0.37	-2.15	3.50	13.66	***
Fn So Tn R2<30d	Marsico Growth	MGRIX	ELC	15.76	10.57	3.15	-1.02	-2.11	3.29	21.39	***
Fn So Tn R2<30d	Marsico Intrntl Opp	MIOFX	EW	4.42	1.96	-4.83	-1.95	-3.05	2.68	14.62	**
Fn So Tn R1<60d	Matrix Ad Value	MAVFX	EV	27.58	14.69	10.65	7.95	-0.10	3.10	59.61	****
Fn So Tn R2<90d	Matthews Asia Dividend	MAPIX	EW	-3.56	0.49	-3.47	3.37	0.00	2.69	15.26	**
Fn So Tn R2<90d	Matthews Asia Grth	MPACX	EW	-0.40	1.64	-3.90	0.99	-1.06	3.08	20.46	**
Fn So Tn R2<90d	Matthews Asia GrthIncm	MACSX	EW	-0.98	3.41	0.45	6.79	1.79	2.54	19.34	**
Fn So Tn R2<90d	Matthews China	MCHFX	EWR	-1.54	1.17	-8.33	-3.76	-2.15	3.27	20.45	*
Fn So Tn R2<90d	Matthews India	MINDX	EWR	3.91	22.87	15.02	18.68	-0.86	6.28	18.49	***
Fn So Tn R2<90d	Matthews Japan	MJFOX	EWR	-0.18	1.59	-4.83	-3.16	-3.41	3.78	15.30	**
Fn So Tn R2<90d	Matthews Korea	MAKOX	EWR	13.66	15.32	4.37	7.14	1.87	3.25	6.00	***
Fn So Tn R2<90d	Matthews Pacific Tiger	MAPTX	EWR	0.57	7.04	1.62	7.64	0.82	3.03	25.78	**
Fn So Tn	Merger Fund	MERFX	EC	4.05	3.27	1.75	1.51	0.44	0.46	16.16	****
F S T R2<60d	Meridian Growth	MERDX	EMC	12.78	5.92	1.62	-0.28	-2.51	2.38	35.75	**
F S T R2<60d	Meridian Value	MVALX	EV	20.20	9.12	3.07	2.06	-2.90	3.02	43.12	***
Fn So Tn R1<30d	Midas	MIDSX	EG	-11.11	-0.65	-1.94	7.80	4.11	8.08	1.52	**
F So C	Monetta	MONTX	EMC	17.96	8.77	2.99	1.64	-1.37	2.89	17.99	***
Fn So Tn	Muhlenkamp	MUHLX	EGI	16.50	7.85	4.82	4.94	-0.34	2.88	67.37	***
Fn So Tn R2<60d	Needham Aggrsv Grwth	NEAGX	ESC	21.20	3.94	0.99	-4.81	-3.08	3.02	21.38	**
Fn So Tn R2<60d	Needham Grwth	NEEGX	ESC	18.95	6.20	3.43	-2.92	-3.39	2.73	43.90	***
F So T	Neubrg Bermn Focus	NBSSX	ESC	23.22	14.83	7.80	5.24	-0.99	2.65	28.13	****
F So T	Neubrg Bermn Genesis	NBGNX	EMC	19.38	8.93	0.86	0.45	-2.89	2.99	40.01	***
F So T C	Neubrg Bermn Guardian	NGUAX	ELC	20.85	12.64	5.22	6.04	-0.26	3.00	19.30	***
Fn So T	Neubrg Bermn LrgCap Val	NPRTX	ELC	21.42	13.17	9.08	5.03	-1.05	2.50	31.93	****
F So T C	Neubrg Bermn MidCap Gr	NMANX	EMC	16.90	8.53	1.56	-0.94	-3.17	2.73	13.73	**
F So T C	Neubrg Bermn MidCap Val	NBREX	EMC	21.25	12.07	6.89	5.53	-0.32	2.64	18.89	***
F So T C	Neubrg Bermn SmlCap Gr	NBMIX	ESC	22.87	7.26	-1.07	-7.04	-7.70	3.91	26.00	**
F S T	Nicholas Equity Income	NSEIX	EGI	16.72	11.98	5.07	6.69	1.32	2.69	19.94	***
F So T	Nicholas Fund	NICSX	ELC	24.54	16.53	7.92	4.23	0.72	2.97	65.75	****
F S T	Nicholas II Income	NCTWX	EMC	20.78	12.44	4.95	3.82	-1.42	2.52	26.36	***
F S T	Nicholas Limited Edition	NCLEX	ESC	20.34	7.22	0.06	-0.31	-3.56	2.99	25.99	***
Fn So Tn R2<30d	Northern Emrg Mrkt	NMMEX	EW	0.92	7.93	-1.41	6.43	0.32	2.76	19.04	**
Fn So Tn R2<30d	Northern Intrntl Eqty	NOIGX	EW	16.84	16.32	5.10	8.11	2.19	3.11	10.27	***
Fn So Tn	Northern LrgCap Eqty	NOGEX	ELC	19.51	11.05	6.98	4.75	-0.25	2.62	20.02	***
Fn So Tn	Northern LrgCap Grth	NOEQX	ELC	16.68	9.96	1.52	-0.71	-2.15	2.97	30.88	**
Fn So Tn	Northern LrgCap Value	NOLVX	EV	20.02	11.01	6.55	6.89	0.31	2.97	13.04	***
Fn So Tn	Northern SmlCap Grth	NSGRX	ESC	21.60	9.73	3.49	0.89	-3.21	3.08	20.51	***
Fn So Tn	Northern SmlCap Value	NOSGX	ESC	21.36	10.75	5.56	4.07	-2.08	3.28	20.69	***
Fn So Tn	Oak Pin Oak Aggrsv Stk	POGSX	EA	26.17	13.42	8.71	5.46	-1.44	2.96	46.53	****
Fn So Tn	Oak White Oak Grth Stk	WOGSX	ELC	17.99	7.71	4.24	0.45	-4.16	2.94	55.69	**
Fn So Tn	Oakmark	OAKMX	EV	25.43	14.79	9.01	6.12	-0.31	2.99	64.90	****
Fn So Tn	Oakmark Global	OAKGX	EW	20.32	13.37	4.42	4.76	-0.13	2.72	30.62	***
Fn So Tn	Oakmark International	OAKIX	EW	18.22	11.79	3.09	5.43	0.94	2.96	26.78	***
Fn So Tn R2<90d	Oakmark Intrntl Small Cap	OAKEX	EW	21.44	14.68	4.58	6.53	1.53	2.26	17.94	****
Fn So Tn R1<90d	Oberweiss Emerging Growth	OBEGX	ESC	29.00	11.13	-0.49	-7.89	-8.55	3.87	28.25	**

# Equity Funds Alphabetically

Legend	Fund Name	Symbol	Style	12m	9m	6m	3m	1m	V	NAV	Rank
Fn So Tn R1<90d	Oberweiss Micro Cap	OBMCX	ESC	39.33	17.80	5.63	-5.86	-7.50	4.17	19.13	***
Fn So Tn	Parnassus Eqty Incm	PRBLX	EGI	21.90	15.98	7.95	7.83	2.98	2.84	37.97	*****
Fn So Tn	Parnassus Fund	PARNX	ELC	27.23	13.52	8.00	4.23	-1.44	3.08	46.62	***
Fn So Tn	Permanent Aggrsv Grwth	PAGRX	EA	28.42	18.56	8.71	4.37	1.07	3.36	67.87	*****
Fn So Tn R2<90d	Perritt Micro Cap Opp	PRCGX	ESC	29.49	13.10	6.14	1.58	-2.57	3.52	35.99	***
Fn So Tn	Pimco Stk Plus	PSTDX	ELC	17.57	14.19	8.47	6.40	1.08	3.00	10.30	***
F S T R1<180d	Polaris Global Value	PGVFX	EW	25.55	18.58	11.37	6.62	0.09	2.81	21.57	*****
F S Tn	Price Blue Chip Growth	TRBCX	ELC	25.12	14.76	3.51	-0.82	-2.02	3.47	62.60	***
F S Tn	Price Capital Opportunity	PRCOX	ELC	19.55	13.05	7.53	5.05	0.32	2.69	22.05	***
F S Tn R1<90d C	Price Diversfd SmlCap Grth	PRDSX	ESC	23.58	10.98	2.45	-1.51	-3.09	3.19	24.12	***
F S Tn	Price Dividend Growth	PRDGX	EGI	17.16	10.94	6.18	4.68	-0.44	2.56	33.90	***
F S Tn R2<90d C	Price Emrg Mkt Stk	PRMSX	EW	-3.32	5.35	-3.14	8.86	0.91	3.26	32.31	**
F S Tn	Price Equity Income	PRFDX	EGI	17.59	11.10	6.76	6.58	0.78	2.68	33.42	***
F S Tn R2<90d	Price European Stock	PRESX	EWR	27.86	20.74	8.33	6.56	1.00	3.17	22.27	*****
F S Tn R2<90d	Price Glbl LrgCap	RPGEX	EW	14.71	13.31	4.18	6.62	0.34	2.68	20.94	***
F S Tn R2<90d	Price Glbl Stk	PRGSX	EW	20.36	15.14	5.70	1.86	-2.20	2.89	24.06	***
F S Tn	Price Growth & Income	PRGIX	EGI	19.80	12.57	6.41	3.54	-0.77	2.67	29.78	***
F S Tn	Price Growth Stock	PRGFX	ELC	22.36	13.93	2.62	-1.99	-2.54	3.29	50.60	***
F S Tn R2<90d C	Price Intrntl Discovery	PRIDX	EW	16.61	15.62	6.14	3.92	-0.26	2.35	57.02	*****
F S Tn R2<90d	Price Intrntl Stock	PRITX	EW	10.78	11.51	3.19	7.24	0.97	2.63	16.58	***
F S Tn R2<90d	Price Japan	PRJPX	EWR	-1.70	-0.09	-5.29	-2.57	-2.17	3.71	9.47	**
F S Tn R2<90d	Price Latin America	PRLAX	EWR	-13.46	4.70	-4.12	14.52	3.36	4.71	30.76	**
F S Tn C	Price Mid Cap Growth	RPMGX	EMC	23.33	13.08	6.63	1.41	-1.66	2.62	73.61	***
F S Tn C	Price Mid Value	TRMCX	EV	21.84	14.72	9.28	7.33	0.48	2.80	31.32	*****
F S Tn	Price New America Growth	PRWAX	EMC	21.00	12.54	1.99	-2.37	-3.18	3.07	42.36	***
F S Tn R2<90d C	Price New Asia	PRASX	EWR	0.43	6.46	1.14	6.68	0.49	2.36	16.28	**
F S Tn C	Price New Era	PRNEX	EA	19.16	17.71	8.75	11.46	4.33	2.88	47.76	*****
F S Tn C	Price New Horizons	PRNHX	ESC	24.05	10.47	2.42	-3.94	-6.14	3.40	44.17	***
F S Tn R1<90d	Price REIT	TRREX	ERE	3.82	9.03	9.07	9.68	2.76	3.30	23.85	***
F S Tn C	Price Science & Technology	PRSCX	EA	28.49	15.39	8.88	-1.44	-4.47	3.03	38.24	***
F S Tn C	Price Small Cap Stock	OTCFX	ESC	20.42	9.72	3.35	0.32	-3.94	2.96	43.69	***
F S Tn R1<90d C	Price Small Cap Value	PRSVX	ESC	18.64	10.55	4.09	2.58	-2.40	2.99	49.63	***
F S Tn	Price Spectrum Growth	PRSGX	EMC	18.63	13.40	5.33	4.17	-0.12	2.60	24.21	***
F S Tn	Price Value	TRVLX	EV	24.55	15.21	10.62	6.89	0.63	2.87	35.22	*****
Fn S T C	Primary Trend	PTFDX	EGI	13.02	8.41	4.74	6.90	1.41	2.00	13.64	***
F S T	Primecap Odys Agg Grth	POAGX	EMC	31.13	13.49	4.59	-2.61	-4.90	3.61	29.51	***
F S T	Primecap Odys Grth	POGRX	ELC	17.40	9.23	4.79	-0.46	-3.94	2.90	23.65	***
Fn So Tn	Profunds Bear	BRPIX	EC	-19.26	-13.67	-8.82	-6.46	-0.91	2.83	10.86	**
Fn So Tn	Profunds Nasdaq 100	OTPIX	ELC	23.21	15.30	5.66	1.55	-0.50	2.93	111.96	***
Fn So Tn	Profunds Rising Rates	RRPIX	EC	6.32	-8.98	-7.50	-5.01	-2.76	3.13	7.40	**
Fn So Tn	Profunds Shrt SmCap	SHPIX	EC	-21.14	-11.52	-5.68	-1.34	3.47	3.21	23.58	**
Fn So Tn	Profunds Ultra Bear	URPIX	EC	-34.81	-25.20	-16.84	-12.59	-1.87	5.60	7.36	**
Fn So Tn	Profunds Ultra Bull	ULPIX	EA	39.24	24.99	15.08	11.74	1.14	5.43	85.87	***
Fn So Tn	Profunds Ultra Nas 100	UOPIX	EA	51.50	32.58	11.35	2.78	-1.19	5.97	63.16	***
ETF	PS Agrcltr	DBA	EA	11.63	18.84	16.85	18.74	3.32	2.74	29.27	*****
ETF	PS Commodity	DBC	EC	0.53	1.85	2.56	6.15	1.11	2.25	26.41	**
ETF	PS Dynmc Mrkt	PWC	ELC	26.29	17.98	9.66	5.74	-1.53	3.41	70.26	***
ETF	PS Energy	DBE	EA	6.76	3.14	4.94	4.27	0.96	2.58	29.55	***
ETF	PS Gold	DGL	EG	-13.92	-3.14	-3.07	3.50	0.49	4.89	43.21	**
ETF	PS High Yield Eqty	PEY	EMC	18.72	11.92	8.78	8.20	1.37	2.94	12.32	***
ETF	PS Oil	DBO	EA	10.31	4.33	5.21	5.88	-0.56	2.84	28.46	***
ETF	PS QQQ	QQQ	ELC	25.54	16.80	6.57	1.95	-0.32	3.00	87.39	***
ETF	PS Short Dow 30	DOG	EC	-14.19	-9.23	-8.03	-6.26	-1.00	2.92	25.76	**
ETF	PS Silver	DBS	EG	-23.08	-4.43	-13.76	-0.09	-3.09	7.51	31.72	**
Fn So Tn	Rainier Large Cap Eqty	RIMEX	ELC	18.26	12.10	5.70	1.00	-0.85	3.08	29.28	***
Fn So Tn	Rainier Mid Cap Eqty	RIMMX	EMC	18.18	10.70	4.08	0.91	-2.42	2.73	51.92	***
Fn So Tn C	Rainier Small/Mid Cap Eqty	RIMSX	ESC	18.79	9.45	3.42	-0.25	-3.14	2.92	47.25	***
Fn So Tn C	RBB Lng/Shrt Eqty	BPLEX	EC	10.53	9.39	9.12	11.51	5.95	1.83	21.02	*****
Fn So Tn R1<60d	RBB SmCap II	BPSCX	ESC	22.89	10.84	4.61	4.38	-1.69	3.22	20.98	***
Fn So Tn	RBB Value	BPAVX	EV	23.95	12.02	8.24	5.75	-1.52	3.10	21.32	***
Fn So T	Reynolds Blue Chip Growth	RBCGX	ELC	18.04	9.18	2.53	-0.19	-3.08	3.18	72.13	***
Fn So Tn R2<90d	Rice Hall James Micro	RHJSX	ESC	27.86	12.85	3.05	-1.51	-3.11	3.13	27.40	***
Fn So Tn	Rice Hall James Mid Cap	RHJVX	EMC	22.26	11.70	4.20	2.93	-2.21	2.96	18.62	***
Fn So Tn	Rice Hall James Small Cap	RHJMX	ESC	18.42	7.39	-0.12	1.06	-4.82	3.37	16.21	**
F So T	RidgeWorth Intrntl Eqty	STITX	EW	15.36	13.41	4.58	5.33	-0.08	3.03	12.44	***



# Equity Funds Alphabetically

Legend	Fund Name	Symbol	Style	12m	9m	6m	3m	1m	V	NAV	Rank
F So T	RidgeWorth MidCap Value	SMVTX	EMC	21.19	13.92	7.47	6.17	0.14	2.71	14.11	****
Fn So Tn R1<180d	Royce Div Value	RYDVX	EV	18.07	10.12	3.79	3.90	-0.89	2.82	8.90	***
Fn So Tn R1<180d	Royce Low Priced	RYLPX	ESC	17.91	10.87	6.63	8.31	1.29	2.88	14.08	***
F S Tn R1<180d	Royce Micro Cap	RYOTX	ESC	18.21	7.74	1.22	0.94	-2.24	2.83	16.18	***
F S Tn R1<180d	Royce Opportunity	RYPNX	ESC	28.22	13.49	7.72	3.05	-3.29	3.48	15.56	***
F S Tn R1<180d	Royce Pennsylvania	PENNX	EA	22.18	11.70	3.94	2.56	-2.30	3.22	14.44	***
F S Tn R1<180d C	Royce Premier Invst	RYPRX	EA	25.65	13.76	8.43	6.81	0.40	3.04	22.59	****
F S Tn R1<180d C	Royce Special Eq	RYSEX	ESC	15.00	5.34	-0.57	1.27	-3.30	3.08	24.01	**
Fn So Tn R1<180d	Royce Total Rtrn	RYTFX	EMC	17.66	9.65	3.37	3.04	-1.62	2.84	16.40	***
Fn So Tn R1<180d	Royce Value Ser	RYVFX	ESC	22.14	11.04	5.28	4.93	-1.54	3.34	13.41	***
Fn So T	Rydex Invrns Gov Bond	RYJUX	EC	7.86	-6.19	-5.79	-3.78	-2.13	2.64	45.03	*
Fn So T	Rydex Invrns Nasdaq 100	RYAIX	EC	-22.62	-16.57	-7.71	-2.97	-0.15	2.93	33.04	*
Fn So T	Rydex Invrns S&P 500	RYURX	EC	-19.06	-13.42	-8.77	-6.46	-1.01	2.84	16.65	*
Fn So T	Rydex Nasdaq 100	RYOCX	ELC	24.24	15.92	6.08	1.77	-0.47	2.94	21.28	***
Fn So T	Rydex Nova	RYNVX	EA	29.29	19.02	11.62	8.99	0.95	4.11	42.55	***
Fn So T	Rydex Precious Metals	RYPMX	EG	-13.15	-3.46	-0.61	2.97	1.84	7.19	36.44	**
Fn So Tn	Schwartz Value	RCMFX	ESC	15.58	11.85	4.52	5.54	-1.53	2.71	28.95	***
ETF	Select SPDR Cnsmr Disc	XLV	EA	18.47	8.62	1.40	1.95	-1.36	3.54	63.84	***
ETF	Select SPDR Cnsmr Stpl	XLP	EA	10.84	8.93	5.79	9.09	2.74	3.10	44.24	***
ETF	Select SPDR Dividend	SDY	EGI	15.68	10.23	6.25	6.60	1.51	2.78	74.69	***
ETF	Select SPDR Enrgy	XLE	EA	22.06	15.36	9.55	12.98	5.25	2.88	93.74	*****
ETF	Select SPDR Financs	XLF	EA	19.37	8.50	7.65	4.66	-1.70	3.36	21.96	***
ETF	Select SPDR Health	XLV	EA	24.80	15.26	10.98	4.22	-0.63	3.03	58.12	*****
ETF	Select SPDR Indl	XLI	EA	30.41	19.09	10.10	6.46	1.34	3.29	53.03	*****
ETF	Select SPDR Matrls	XLB	EA	23.33	19.58	10.03	8.68	0.82	2.95	47.67	*****
ETF	Select SPDR Technlgy	XLK	EA	20.63	16.51	9.32	5.13	0.28	2.49	36.45	*****
ETF	Select SPDR Utilities	XLU	EA	8.40	13.24	13.53	11.43	4.22	3.64	43.21	***
So Tn C	Selected American Shares	SLASX	ELC	18.49	10.64	6.20	4.50	-1.56	2.86	50.36	***
So Tn C	Selected Special Shares	SLSSX	EMC	19.59	16.33	5.54	6.61	-1.04	2.59	11.45	*****
Fn So Tn R2<30d	SIT Dvlpng Mrkts Grth	SDMGX	EWR	-0.63	5.76	-3.06	5.59	-0.18	2.80	16.80	**
Fn So Tn R2<30d	SIT International Growth	SNGRX	EW	8.90	8.56	1.92	4.94	-0.18	2.66	16.99	***
Fn So Tn R2<30d	SIT Large Cap Grth	SNIGX	ELC	17.21	11.64	5.96	3.08	-0.57	2.78	50.21	***
Fn So Tn R2<30d	SIT Mid Cap Grth	NBNGX	EMC	23.32	14.10	5.60	2.92	-1.59	3.11	20.42	***
Fn So Tn R2<30d	SIT Small Cap Grth	SSMGX	ESC	20.90	9.66	1.42	-1.40	-3.96	3.15	59.17	***
Fn So Tn R2<30d	Skyline Special Equity	SKSEX	ESC	28.51	13.59	5.71	2.41	-2.81	3.88	38.71	***
Fn So Tn	Sound Shore	SSHFX	EV	26.97	17.05	9.81	7.20	-0.10	2.99	50.75	*****
ETF	SPDR DJ Gbl Titans	DGT	EW	18.01	13.89	5.10	6.27	0.81	2.87	70.06	***
ETF	SPDR DJ Industrials	DIA	ELC	14.28	8.57	7.65	6.11	0.82	2.88	165.45	***
ETF	SPDR Euro Stoxx 50	FEZ	EW	27.96	22.23	7.72	10.11	2.39	4.50	43.68	***
ETF	SPDR Gold	GLD	EG	-12.99	-2.92	-2.76	3.44	0.49	4.75	124.22	*
ETF	SPDR S&P 500	SPY	ELC	20.31	13.27	8.18	6.15	0.70	2.79	188.31	*****
ETF	SPDR Wish REIT	RWR	ERE	0.99	8.48	8.46	10.00	3.72	3.49	80.93	***
Fn So Tn	SSgA Emrg Mrkt	SSEMXX	EWR	-6.26	2.38	-6.15	4.65	-0.52	3.03	17.32	**
Fn So Tn	SSgA Intl Stock	SSAIX	EW	15.36	14.34	5.09	4.66	0.81	3.13	11.23	***
Fn So Tn	SSgA REIT	SSREX	ERE	2.09	9.26	9.11	9.94	3.49	3.48	14.63	***
Fn So Tn	SSgA Small Cap	SVSCX	ESC	23.07	10.35	2.94	0.31	-3.09	3.24	35.81	***
F S T R1.5<120d	Stratton Multicap	STRGX	ELC	28.58	18.25	12.24	7.31	0.00	3.03	54.03	*****
F S T R1.5<120d	Stratton REIT	STMDX	ERE	-0.63	6.72	6.58	8.94	2.96	3.44	33.38	**
F S T R1.5<120d	Stratton Small Cap Value	STSCX	ESC	26.28	15.34	9.18	5.09	-1.73	3.24	75.57	***
Fn So Tn	TCW Concntrtd Value	TGFVX	EV	25.71	16.57	12.31	8.91	1.96	2.96	17.72	*****
Fn So Tn	TCW Dividend Fcsd	TGIGX	EGI	18.70	10.63	6.73	6.04	0.43	2.98	16.29	***
Fn So Tn	TCW Growth Eqty	TGDNX	ELC	16.62	8.32	-0.39	-3.74	-7.20	3.57	12.11	**
Fn So Tn	TCW Sltc Eqty	TGCNX	ELC	14.52	9.84	0.34	-1.93	-3.54	2.93	22.89	**
Fn So Tn C	TCW SmallCap Grth	TSNX	ESC	17.95	6.81	-2.54	-8.18	-9.51	3.80	28.53	**
Fn So Tn	TCW Val Opp	TGVNX	EMC	22.84	14.44	9.78	6.12	-1.22	3.27	25.84	***
Fn So Tn	Teton Westwood Eqty	WESWX	EV	17.12	10.28	7.68	5.60	0.00	2.59	13.19	***
Fn So Tn R1 C	Teton Westwood Mmites	WMMCX	ESC	19.84	8.26	1.43	0.43	-3.38	2.97	21.15	***
Fn So Tn	Teton Westwood Small Cap	WESCX	ESC	22.64	9.82	2.49	1.69	-3.22	3.63	21.02	***
Fn So Tn R2<30d	The Arbitrage	ARBFX	EC	1.26	0.14	0.14	-0.24	0.32	0.28	12.56	**
Fn So Tn R1<60d	Third Ave REIT	TVRVX	ERE	14.16	13.79	6.59	8.66	1.02	2.21	30.62	*****
Fn Tn R2<60d	Thomas White Amrcn	TWAOX	EMC	21.52	15.95	9.72	7.10	1.10	2.59	16.59	*****
Fn So Tn R2<60d	Thomas White Intrntl	TWWDX	EW	4.80	7.92	1.04	4.82	0.57	2.68	19.36	**
Fn So Tn	Thompson LargeCap	THPGX	EGI	22.51	11.90	6.91	5.22	-1.27	2.97	48.17	***
Fn So Tn R2<90d	Tocqueville Delafield	DEFIX	ESC	21.91	10.95	6.38	5.54	-0.55	3.22	38.12	***
Fn So Tn R2<90d	Tocqueville Fund	TOCQX	EMC	23.16	14.93	8.22	5.47	0.87	2.56	32.61	*****

# Equity Funds Alphabetically

Legend	Fund Name	Symbol	Style	12m	9m	6m	3m	1m	V	NAV	Rank
Fn So Tn R2<90d	Tocqueville Gold	TGLDX	EG	-9.95	0.08	3.55	6.61	3.28	8.39	39.36	**
Fn So Tn R2<90d	Tocqueville Intl Value	TIVFX	EW	19.48	18.22	7.21	5.72	0.26	2.56	15.53	****
F So T	Torray	TORYX	EGI	21.20	11.19	7.94	7.38	1.18	2.83	44.60	***
Fn So Tn	Turner Emrg Grth	TMCGX	ESC	25.31	10.10	0.19	-3.62	-4.68	3.27	55.64	***
Fn So Tn	Turner Midcap Gr	TMGFV	EMC	24.12	13.44	4.84	0.58	-4.50	3.15	36.28	***
Fn So Tn	Turner Small Cap Growth	TSCEX	ESC	16.97	5.08	-4.86	-6.26	-6.73	3.49	35.78	**
F S T R2<60d	Tweedy Browne Global Value	TBGVX	EW	12.08	10.27	4.81	5.91	1.56	1.99	27.41	****
F S T	Tweedy Browne Value	TWEBX	EV	14.60	10.78	6.53	8.05	1.77	2.53	23.62	***
Fn So Tn	UMB Scout Interntl	UMBWX	EGI	7.56	7.63	2.72	5.76	1.35	2.49	37.45	***
Fn So Tn R.05<7d	US Gbl Invst Amrcn Eqty	GBTFX	EGI	21.28	13.61	5.09	3.12	-1.23	2.72	32.08	***
Fn So Tn R.05<7d	US Gbl Invst Gbl Gold	USERX	EG	-18.47	-6.85	-1.16	4.94	1.34	8.58	6.80	*
Fn So Tn R.05<7d	US Gbl Invst Holmes	ACBGX	ELC	21.59	11.77	1.37	-2.25	-3.27	3.21	23.07	***
Fn So Tn R.05<7d	US Gbl Invst World PMtl	UNWPX	EG	-16.45	-2.53	2.02	5.65	0.61	9.00	6.55	**
Fn So Tn R.05<7d	US Gbl Invstrs China Rgn	USCOX	EWR	-2.64	4.01	0.64	-2.64	-3.37	3.46	7.73	**
Fn So Tn R.05<7d	US Gbl Invstrs Global Rsrcs	PSPFX	EWR	4.59	9.26	1.53	7.44	2.43	2.78	9.68	***
Fn So Tn	Value Line Emrg Opp	VLEOX	ESC	20.03	10.64	2.53	1.61	-1.85	2.58	46.60	***
Fn So Tn	Value Line Fund	VLIFX	EGI	19.91	13.56	6.50	4.35	-0.22	2.54	13.66	****
Fn So Tn	Value Line Incm Grth	VALIX	EGI	13.11	9.82	6.09	4.71	0.40	1.85	10.05	****
Fn So Tn	Value Line Larger Cos	VALLX	EA	20.60	14.60	7.46	4.31	-0.58	2.59	25.87	****
Fn So Tn	Value Line Premier Grth	VALSX	EMC	16.41	11.99	5.42	4.64	-0.06	2.35	34.31	***
F S T	Vanguard 500 Index	VFINX	EGI	20.24	13.36	8.26	6.19	0.72	2.77	173.88	****
F S T	Vanguard Cap Opprtn	VHCOX	ELC	22.04	13.25	7.33	1.05	-3.25	3.26	47.04	***
F S T	Vanguard Cap Value	VCVLX	EGI	29.94	16.43	11.90	7.34	-0.53	3.28	15.07	****
F S T C	Vanguard Convertible Securities	VCVSX	EGI	14.37	8.85	5.07	2.60	-0.57	1.62	14.06	****
F S T	Vanguard Dev Mrkt	VDMIX	EW	9.29	10.22	0.73	3.17	-1.98	3.08	11.39	**
F S T	Vanguard Div Grth	VDIGX	ELC	17.53	12.05	7.64	6.79	0.41	2.67	21.80	***
F S T	Vanguard Equity Income	VEIPX	EGI	18.44	12.28	8.91	8.33	1.62	2.77	30.72	****
F S T	Vanguard European Index	VEURX	EWR	22.78	19.40	8.71	9.20	2.56	3.33	32.46	****
F S T	Vanguard Explorer	VEXPX	ESC	23.83	10.64	3.19	-0.27	-3.66	3.19	100.41	***
F S T	Vanguard Extended Mrkt Index	VEXMX	EMC	21.76	11.83	5.61	1.95	-2.56	2.98	62.79	***
F S T	Vanguard Global Eqty	VHGEX	EW	17.67	14.25	7.17	6.05	0.21	2.66	24.00	***
F S T	Vanguard Grwth & Incm	VQNPX	EGI	20.82	13.01	8.60	6.10	0.72	2.82	40.50	****
F S T	Vanguard High Yld Dividend	VHDYX	EV	17.56	11.95	8.72	8.39	2.08	2.76	25.53	****
F S T	Vanguard Intl Expl	VINEX	EW	22.31	19.09	7.43	6.11	-0.57	2.55	19.11	****
F S T	Vanguard Intl Growth	VWIGX	EW	15.63	13.46	3.28	5.59	0.39	2.99	23.25	***
F S T	Vanguard Intl Value	VTRIX	EW	15.04	14.22	3.48	6.38	0.94	2.93	37.70	***
F S T	Vanguard MidCap Index	VIMSX	EMC	20.36	13.25	7.52	4.79	-0.84	2.73	30.72	***
F S T	Vanguard Morgan Growth	VMRGX	ELC	20.69	12.42	5.63	1.24	-1.74	3.04	25.39	***
F S T	Vanguard Pacific Index	VPACX	EWR	-0.96	5.61	-2.86	2.91	-0.27	2.85	11.26	**
S T	Vanguard PRIMECAP	VPMCX	ELC	23.63	18.11	9.49	4.29	-1.47	2.80	95.54	****
F S T	Vanguard REIT	VGSIX	ERE	0.83	8.46	7.93	9.03	3.37	3.51	24.24	***
F S T	Vanguard Slctd Value	VASVX	EV	26.27	15.17	7.74	5.26	-0.59	2.92	28.63	****
F S T	Vanguard SmlCap Grwth	VISGX	ESC	20.67	9.37	2.50	-1.08	-3.75	3.04	33.60	***
F S T	Vanguard SmlCap Index	NAESX	ESC	22.03	11.52	5.53	2.29	-2.33	2.97	52.78	***
F S T	Vanguard Strtg Eqty	VSEQX	EMC	27.95	17.31	10.36	5.82	-0.89	3.25	31.10	****
F S T	Vanguard US Growth	VWUSX	ELC	22.61	15.09	6.95	2.58	-0.97	2.96	28.60	***
F S T	Vanguard US Value	VUVLX	EV	22.49	13.81	11.16	8.05	0.49	2.95	16.38	****
F S T	Vanguard Value Index	VIVAX	EV	20.16	12.42	9.21	7.56	0.89	2.84	30.72	****
F S T	Vanguard Windsor	VWNDX	EV	24.68	14.01	8.75	6.95	0.14	2.83	21.08	***
F S T	Vanguard Windsor II	VWNFX	ELC	20.16	12.69	8.86	7.38	0.74	2.78	38.11	****
ETF	Vngrd Emrg Mrkt	VWO	EW	-3.59	6.53	-1.43	8.97	0.89	3.34	40.94	**
ETF	Vngrd Large Cap	VV	ELC	20.46	13.42	8.08	5.93	0.51	2.75	86.46	****
ETF	Vngrd Small Cap	VB	ESC	22.11	11.55	5.56	2.33	-2.44	2.99	110.19	***
ETF	Vngrd TTL Stock	VTI	ELC	20.86	13.18	7.74	5.46	0.06	2.78	97.53	***
Fn So Tn R2<90d	Walthausen SmlCap	WSCVX	ESC	21.74	11.64	3.88	4.98	-1.06	3.19	24.23	***
Fn So Tn R2<60d	Wasatch Core Growth	WGROX	ELC	17.20	6.17	0.86	2.86	-2.21	2.87	53.52	***
Fn So Tn R2<60d C	Wasatch Emrg Mrkt SC	WAEMX	EW	-11.94	-0.84	-4.36	5.67	1.56	3.33	2.61	*
Fn So Tn R2<60d	Wasatch Large Cap Value	FMIEX	ELC	14.72	8.42	5.10	6.86	1.13	2.38	12.54	***
Fn So Tn R2<60d	Wasatch Micro Cap	WMICX	ESC	23.10	7.18	-2.10	-7.33	-7.67	3.42	7.46	**
Fn So Tn R2<60d C	Wasatch SmCap Grth	WAAEX	ESC	14.08	4.63	-0.25	-4.57	-6.08	2.54	49.71	**
Fn So Tn R2<60d	Wasatch SmCap Val	WMCVX	ESC	30.93	15.08	9.64	7.01	-0.17	2.82	5.80	****
Fn So Tn R2<60d	Wasatch Ultra Grth	WAMCX	ESC	19.59	7.42	1.03	-6.08	-8.65	3.05	23.77	**
Fn So Tn R2<60d	Wasatch World Innvtrs	WAGTX	EW	19.94	8.42	2.41	2.07	-2.19	2.77	23.19	***
F So Tn	Weitz Hickory	WEHIX	ESC	14.15	6.22	1.92	1.28	-1.18	2.00	57.19	**
Fn So Tn	Weitz Partners Val	WPVLX	EV	18.56	10.90	7.28	3.72	-0.12	2.10	33.16	****

# Equity Funds Alphabetically

<b>Legend</b>	<b>Fund Name</b>	<b>Symbol</b>	<b>Style</b>	<b>12m</b>	<b>9m</b>	<b>6m</b>	<b>3m</b>	<b>1m</b>	<b>V</b>	<b>NAV</b>	<b>Rank</b>
Fn So Tn	Weitz Value Fund	WVALX	EV	18.46	11.31	7.91	3.05	-0.54	2.29	45.95	****
Fn So Tn C	Wells Fargo Common Stock	STCSX	EMC	21.48	12.13	6.30	3.40	-1.83	2.76	25.23	***
Fn So Tn	Wells Fargo Discovery	STDIX	EA	14.93	4.86	-2.67	-5.25	-6.39	3.25	31.07	***
Fn So Tn	Wells Fargo Entrprs	SENTX	EMC	17.57	8.30	-0.97	-2.65	-4.59	3.37	45.89	**
Fn So Tn C	Wells Fargo Growth	SGROX	ELC	16.84	5.96	-3.37	-4.39	-4.54	3.23	47.68	**
Fn So Tn	Wells Fargo Large Co	SDVIX	EGI	21.53	12.02	6.77	5.60	0.06	2.76	17.02	***
Fn So Tn	Wells Fargo LargeCap Gr	STRFX	ELC	21.93	12.53	2.51	0.30	-1.90	3.06	43.27	***
Fn So Tn	Wells Fargo MidCap Dis	SMCDX	EMC	24.21	14.41	8.69	6.18	-0.43	2.96	32.45	****
Fn So Tn	Wells Fargo Opportunity	SOPFX	ELC	19.93	12.90	8.85	4.80	-0.34	2.43	49.54	****
Fn So Tn	Westcore Blue Chip	WTMVX	ELC	13.13	12.65	7.74	8.34	1.44	2.63	11.25	***
Fn So Tn	Westcore Growth	WTEIX	EGI	18.80	13.04	3.16	0.00	-1.83	3.02	15.53	***
Fn So Tn R2<90d C	Westcore Intrntl	WTIFX	EW	12.63	13.96	1.34	1.52	-0.58	3.13	20.65	***
Fn So Tn	Westcore Midco Growth	WTMGX	EMC	24.00	13.64	3.73	-3.40	-5.08	3.65	6.54	***
Fn So Tn	Westcore Select	WTSLX	EMC	22.50	12.04	1.63	-4.25	-5.59	3.78	23.63	**
Fn So Tn C	Westcore Small Cap Value	WTSVX	ESC	19.57	7.35	2.45	3.58	-0.49	2.86	14.18	***
Fn So Tn	Westport Growth	WPFRX	EMC	19.00	9.95	4.69	4.58	-1.12	2.61	32.66	***
Fn So Tn R1<60d	William Blair Growth Shares	WBGXS	EMC	20.70	12.01	4.00	-0.55	-1.97	2.92	14.42	***
Fn So Tn R2<60d C	William Blair Intrntl Grth	WBIGX	EW	8.82	9.86	2.50	3.29	-0.23	2.85	26.02	***
Fn So Tn	Wilshire Target Small Co Grth	DTSGX	ESC	18.84	4.86	-0.91	-1.58	-5.03	3.38	23.62	**
Fn So Tn	Wilshire Target Small Co Value	DTSVX	ESC	25.39	12.25	5.07	3.36	-2.48	3.50	23.96	***
Fn So Tn R2<60d	Wintergreen Fund	WGRNX	EW	10.34	11.69	5.76	9.18	2.18	2.66	18.31	***
Fn So Tn R2<90d	Wright Intl Blue	WIBCX	EW	14.28	14.28	5.24	7.19	1.59	3.36	16.57	***
Fn So Tn	Wright Major Blue Eqty	WQCEX	ELC	22.76	15.20	8.58	7.01	-0.17	3.14	17.47	***
Fn So Tn	Wright Selected Blue Chip	WSBEX	ELC	19.97	12.83	7.17	4.07	-1.77	3.34	13.32	***
ETF	Wtree DEFA	DWM	EW	15.49	17.14	6.13	9.54	1.88	3.41	55.70	***
ETF	Wtree Emrg Mrkt El	DEM	EW	-7.56	2.98	-6.40	6.99	0.98	3.49	49.55	**
ETF	Wtree Eqty Income	DHS	EGI	12.17	11.25	7.55	8.49	2.22	2.59	57.69	***
ETF	Wtree India	EPI	EWR	2.36	23.67	14.31	18.69	0.74	6.46	19.10	***
ETF	Wtree Intrntl SC Div	DLS	EW	16.69	18.75	4.90	5.14	-0.80	2.96	64.51	***
ETF	Wtree LrgCap Div	DLN	ELC	16.83	12.39	8.52	8.23	1.72	2.70	68.69	****
ETF	Wtree Sml Cap Div	DES	ESC	20.90	9.59	4.54	4.12	-1.20	3.13	67.32	***
ETF	Wtree Ttl Div	DTD	ELC	17.08	12.32	8.13	8.06	1.65	2.69	69.26	****
F S T R2<60d	Yacktman	YACKX	EV	13.64	7.77	4.72	4.87	0.80	2.06	23.91	***
Fn So Tn R2<60d	Yacktman Focused	YAFFX	EV	12.99	7.54	4.65	5.22	1.07	2.05	25.58	***

# Bond Funds Alphabetically

Legend	Fund Name	Symbol	Style	12m	9m	6m	3m	1m	V	NAV	Rank
Fn So Tn R2<90d	AmBcn HiYld	AHYPX	BH	5.66	7.17	4.25	2.45	0.21	1.14	9.42	****
Fn So Tn	AmBcn Intrmtdt Bond	ABIPX	BI	-0.82	2.36	1.19	0.70	0.56	0.69	10.68	***
Fn So Tn	AmBcn ShrTirm Bond	AALPX	BS	0.24	0.55	0.46	0.24	0.00	0.12	8.71	***
Fn So Tn	AmCent Divrs Bond	ADFIK	BI	-0.80	2.87	1.89	1.09	0.56	0.75	10.75	**
Fn So Tn	AmCent GNMA Income	BGNMX	BU	-1.12	2.67	0.85	0.35	0.56	0.77	10.76	***
Fn So Tn	AmCent High Yld	ABHIX	BH	4.09	5.57	3.17	2.09	0.00	1.04	6.24	***
Fn So Tn	AmCent Inf Adj B	ACITX	BU	-6.32	0.64	0.47	1.02	1.28	1.36	11.88	**
Fn So Tn	AmCent Intl Bond	BEGBX	BW	1.01	4.54	1.93	2.87	1.42	1.40	14.33	***
Fn So Tn	AmCent US Govt Short	TWUSX	BS	-0.51	0.05	-0.01	-0.06	0.00	0.10	9.65	**
Fn So Tn	Artio Gbl Hilncm	BJBHX	BW	7.52	7.63	5.19	2.73	0.69	1.08	10.74	*****
Fn So Tn	Artio Gbl Ttl Rtn	BJBGX	BW	-1.70	2.94	1.93	1.71	0.74	0.89	13.44	***
Fn So T	Aston Bond	CHTBX	BI	0.22	4.31	2.60	1.93	0.75	0.96	10.78	***
Fn So Tn R2<30d	BMO Core Plus Bond	MCYBX	BI	0.33	4.53	2.80	2.22	0.86	0.92	11.72	***
Fn So Tn R2<30d	BMO Govt Income	MRGIX	BU	-1.00	2.38	1.00	0.48	0.65	0.73	9.29	***
Fn So Tn R2<30d	BMO ShrT Intrmtdt Bond	MAIBX	BI	0.70	2.92	1.71	1.18	0.57	0.62	10.54	**
Fn So Tn R2<180d	Buffalo High Yld	BUFHX	BH	5.81	4.24	2.31	0.99	0.00	0.79	11.82	*****
Fn S T	California Invest US Govt Sectry	CAUSX	BU	-2.18	0.38	-0.06	-0.08	0.19	0.53	10.38	**
F S T	Dodge & Cox Income	DODIX	BF	2.49	4.70	3.24	1.85	0.88	0.68	13.81	*****
Fn So Tn R2<30d	Domini Social Bond	DSBFX	BI	-0.80	1.92	0.76	0.51	0.36	0.60	11.22	**
Fn So Tn	DoubleLine Core Fl	DLFNX	BI	-0.11	3.48	2.35	1.57	0.46	0.88	10.92	***
Fn So Tn	DoubleLine Emrg Mrkt	DLENX	BW	1.01	6.43	3.80	4.66	0.67	1.36	10.55	**
Fn So Tn	DoubleLine Ttl Rtn Bond	DLTNX	BF	0.18	3.10	1.64	0.42	0.37	0.73	10.93	***
Fn Tn	Dreyfus Bond Mkt	DBMIX	BI	-0.88	2.58	1.36	0.88	0.67	0.75	10.51	**
Fn So Tn	Dreyfus GNMA	DRGMX	BU	-0.69	2.79	0.84	0.50	0.83	0.79	15.19	***
Fn So Tn	Dreyfus Inflation Adj	DIAVX	BI	-6.52	0.66	0.25	1.02	1.18	1.28	12.81	**
Fn So Tn	Dreyfus Short Term Incm	DSTIX	BS	0.60	1.53	0.65	0.42	0.19	0.28	10.65	***
Fn So Tn	Dreyfus Short-Intrmtdt Govt	DSIGX	BI	0.48	0.95	0.96	0.53	0.09	0.15	10.54	*****
Fn So Tn	Dreyfus US Intrmtdt	DRGIX	BI	-1.74	0.40	-0.25	0.01	0.30	0.53	13.30	**
Fn So Tn	Dreyfus US Long	DRGBX	BL	-6.87	4.69	3.89	3.08	1.69	2.12	18.05	**
Fn So Tn R2<90d	Federated High Yld	FHYTX	BH	8.87	8.27	4.81	3.03	0.29	1.26	6.91	*****
Fn So T	Federated Intrmtdt Incm	FIFIX	BI	1.52	4.39	2.55	1.22	0.42	0.85	9.61	***
Fn S T R1<90d	Fidelity Cap/Incm	FAGIX	BH	6.93	8.36	5.19	3.17	0.10	1.31	10.07	*****
Fn S T	Fidelity GNMA	FGMNX	BU	-0.26	3.49	1.37	0.64	0.79	0.84	11.46	***
Fn S T	Fidelity Govt Securities	FGOVX	BU	-1.10	1.94	0.99	0.56	0.49	0.67	10.33	**
Fn S T R1<90d	Fidelity High Incm	SPHIX	BH	4.30	5.95	3.27	1.72	-0.21	1.12	9.45	***
Fn S T	Fidelity Intermediate Bond	FTHR1	BI	-0.08	2.22	1.10	0.58	0.37	0.63	10.94	**
Fn S T	Fidelity Intrm Gov	FSTGX	BU	-0.83	1.04	0.38	0.10	0.28	0.51	10.62	**
Fn S T	Fidelity Invst Grade Bond	FBNDX	BI	-0.05	3.36	2.02	1.34	0.64	0.81	7.84	**
Fn S T	Fidelity Mortgage Security	FMSFX	BU	-0.04	3.00	1.20	0.69	0.63	0.73	11.15	***
Fn S T R1<90d	Fidelity New Markets Income	FNMIX	BW	-2.21	5.49	3.17	6.66	1.32	2.05	16.17	**
Fn S T	Fidelity Short Term Bond	FSHBX	BS	0.67	1.06	0.49	0.15	0.12	0.19	8.60	***
Fn S T	Fidelity Total Bond	FTBFX	BI	0.30	3.77	2.08	1.33	0.57	0.84	10.65	**
F So Tn	Forward High Yld	AHBIX	BH	5.21	7.16	4.56	3.05	0.50	1.06	10.57	*****
F So Tn	Forward Income Bldr	AIAIX	BF	3.28	7.28	4.64	4.96	0.94	1.55	15.76	**
F So Tn	Forward Invest Grade Fl	AITIX	BI	-4.43	0.89	-0.46	-0.67	0.74	1.15	11.03	**
F So Tn	Forward Long/Sh Crdt	FLSRX	BF	-11.91	-3.26	2.58	1.92	0.68	1.70	7.36	**
ETF	Guggnhm Blt 2015 HY	BSJF	BH	4.17	4.88	2.66	1.40	0.30	0.83	27.03	*****
F S T	Harbor Bond	HABDX	BF	-1.15	2.90	1.26	0.86	0.83	0.99	12.14	***
Fn So Tn	Hennessey Core Bond	HCBFX	BI	0.17	2.75	1.14	0.37	0.13	0.70	7.69	**
F S Tn	Homestead ShrT Bond	HOSBX	BS	1.18	1.57	1.00	0.42	0.19	0.24	5.25	*****
ETF	iShares 10-20yr Trsry	TLH	BI	-4.79	3.54	2.04	1.71	1.13	1.67	127.31	**
ETF	iShares 1-3yr Trsry	SHY	BS	0.28	0.35	0.16	0.04	0.11	0.11	84.52	***
ETF	iShares 20+ yr Trsry	TLT	BL	-6.83	5.70	4.93	3.38	2.10	2.42	111.10	**
ETF	iShares 3-7yr Trsry	IEI	BI	-1.50	0.91	-0.02	-0.05	0.49	0.70	121.18	**
ETF	iShares 7-10yr Trsry	IEF	BI	-4.25	1.76	0.58	0.55	0.76	1.38	102.31	**
ETF	iShares Agg Bond	AGG	BI	-0.45	2.92	1.78	1.05	0.82	0.80	108.59	***
ETF	iShares High Yld	HYG	BH	4.48	6.06	3.97	2.66	0.42	1.31	94.34	**
ETF	iShares Inter Gov	GVI	BU	-0.33	1.66	0.92	0.59	0.62	0.57	110.53	***
ETF	iShares Intrntl Tbond	IGOV	BW	3.76	6.87	3.21	3.86	1.40	1.59	104.27	**
ETF	iShares Long Corp Bond	LQD	BL	0.41	6.08	4.47	2.46	1.33	1.28	118.15	***
ETF	iShares MBS Bond	MBB	BU	-0.06	2.88	1.25	0.79	0.88	0.78	106.92	***
ETF	iShares Trsry Inftn	TIP	BI	-6.06	1.02	0.77	1.22	1.32	1.39	113.58	**
Fn So Tn	Janus Flexible Bond	JAFIX	BF	0.99	3.81	2.16	1.25	0.57	0.70	10.55	***
Fn So Tn	Janus High Yield	JAHYX	BH	6.32	7.94	4.72	2.80	0.21	1.17	9.37	*****
Fn So Tn	Janus Short term Bond	JASBX	BS	1.18	1.52	0.85	0.59	0.33	0.33	3.08	**
Fn So Tn R1<30d	Lazard High Yield	LZHOX	BH	4.18	5.35	3.06	1.86	0.00	0.89	5.08	*****
F S T R1<30d	LKCM Fixed Incm	LKFIX	BF	0.28	1.89	1.23	0.85	0.46	0.48	11.01	***
Fn So Tn	Loomis Sayles Bond	LSBRX	BF	4.71	7.53	4.48	4.09	1.12	1.40	15.52	*****
Fn So Tn	Loomis Sayles Gbl Bond	LSGLX	BW	0.23	4.30	2.23	2.88	1.11	1.19	16.43	***
Fn So Tn	Managers Bond	MGFIX	BF	1.96	6.00	3.82	2.81	0.87	1.04	28.13	*****
Fn So Tn R1<60d	Managers Gbl Bond	MGGBX	BW	0.70	5.32	3.01	4.27	1.43	1.30	20.52	**
Fn So Tn	Metropltn High Yld	MWYHYX	BH	4.32	5.86	2.97	1.92	0.10	1.01	10.38	*****
Fn So Tn	Metropltn Strtgc Incm	MWSTX	BF	1.71	2.79	1.62	0.84	0.36	0.45	8.32	*****
Fn So Tn	Metropltn Ttl Rtn Bond	MWTRX	BF	0.39	3.61	1.77	0.85	0.56	0.78	10.74	**
F S T	Nicholas High Incm	NCINX	BH	4.27	5.79	4.05	2.57	0.63	1.02	10.02	*****

# Bond Funds Alphabetically

Legend	Fund Name	Symbol	Style	12m	9m	6m	3m	1m	V	NAV	Rank
Fn So Tn	Northern Fixd Incm	NOFIX	BF	0.30	4.18	2.46	1.89	0.86	0.91	10.30	***
Fn So Tn R2<30d	Northern HiYld	NHFIX	BH	6.16	7.70	4.94	3.11	0.62	1.17	7.62	*****
Fn So Tn	Northern Shrt-Intr Gov Incm	NSIUXX	BS	-1.68	0.03	-0.18	0.04	0.25	0.37	9.79	**
Fn So Tn	Northern US Gov	NOUGX	BU	-2.52	0.39	-0.11	0.22	0.49	0.56	9.57	**
F S T R1<30d	Osterweis Strtgc Incm	OSTIX	BF	4.99	4.71	3.42	1.92	0.25	0.69	12.02	*****
Fn So Tn	Parnassus Fixed Incm	PRFIX	BI	-1.21	1.72	1.14	0.95	0.42	0.68	16.72	***
Fn So Tn R2<30d C	Payden Emrg Mrk Bond	PYEMX	BW	-4.72	4.66	2.63	5.28	0.96	2.07	13.82	***
Fn S Tn	Payden Gbl Flncm	PYGFX	BW	-0.24	3.84	2.74	1.99	0.58	0.94	8.65	***
Fn S Tn	Payden Gbl Shrt Bond	PYGSX	BW	0.74	1.54	1.03	0.52	0.20	0.27	10.12	*****
So Tn C	Payden GNMA	PYGXN	BU	-1.63	2.72	0.93	0.52	0.61	0.82	9.91	***
So Tn R2<30d C	Payden High Incm	PYHRX	BH	3.96	6.54	4.12	2.96	0.74	1.17	7.17	*****
Fn So Tn	Permanent ST Treasury Bill	PRTBX	BS	-0.62	-0.47	-0.30	-0.15	-0.05	0.05	65.53	**
Fn So Tn	Permanent Versatile Bond	PRVBX	BF	3.35	5.25	3.98	2.51	1.16	0.94	62.02	*****
Fn So Tn	Pimco Commodity	PCRDY	BF	-2.98	9.01	9.31	9.89	3.09	2.62	6.00	***
Fn So Tn	Pimco Emrg Mrkt	PEMDX	BW	-4.81	3.53	0.97	4.71	0.65	1.97	10.90	**
Fn So Tn	Pimco Foreign Bond	PFBDX	BW	2.18	5.73	3.28	4.80	1.35	1.44	10.48	***
Fn So Tn	Pimco Income	PONDY	BF	3.16	6.01	3.46	2.00	0.40	0.97	12.52	*****
Fn So Tn	Pimco Low Duration	PLDDY	BS	-0.49	1.52	0.63	0.29	0.19	0.54	10.36	***
Fn So Tn	Pimco Real Return	PRRDY	BF	-7.02	1.25	0.70	1.28	1.34	1.58	11.33	**
Fn So Tn	Pimco Short Term Bond	PSHDY	BS	0.58	1.09	0.51	0.22	0.00	0.20	9.88	***
Fn So Tn	Pimco Total Rtrn	PTTDY	BF	-2.10	2.32	0.76	0.46	0.56	1.00	10.84	**
F S Tn	Price Corp Inc	PRPIX	BI	0.82	5.87	4.03	2.37	1.03	1.21	9.79	***
F S Tn R2<90d	Price Emrg Mkt Bond	PREMY	BW	-4.20	4.28	2.22	5.61	0.79	2.03	12.83	***
F S Tn	Price GNMA	PRGMX	BU	-0.93	2.75	1.00	0.43	0.63	0.83	9.57	***
F S Tn R2<90d C	Price High Yield	PRHYX	BH	6.17	7.08	4.28	2.24	0.14	1.24	7.26	*****
F S Tn R2<90d	Price Intrntl Bond	RPIBX	BW	1.37	4.96	2.21	3.65	1.24	1.52	9.82	***
F S Tn	Price New Income	PRCIX	BF	-0.83	3.11	1.96	1.22	0.53	0.81	9.48	***
F S Tn	Price Short term Bond	PRWBY	BS	0.52	0.99	0.59	0.46	0.21	0.23	4.80	***
F S Tn	Price Spectrum Income	RPSIX	BF	2.75	5.14	2.95	2.66	0.62	1.06	13.02	***
F S Tn	Price Strategic Income	PRSNX	BF	0.82	4.49	2.64	2.85	0.35	1.05	11.61	***
F S Tn R.5<90d	Price US Bond Indx	PBDIX	BI	-0.60	2.78	1.73	0.94	0.54	0.74	11.07	***
F S Tn	Price US Treasury Bond Long	PRULX	BL	-6.81	4.77	3.90	2.67	1.59	2.20	12.16	**
F S Tn	Price US Treasury Intermediate	PRTIX	BI	-3.41	0.60	-0.26	-0.17	0.34	0.91	5.84	**
ETF	PS Build America	BAB	B	-1.27	8.57	7.19	4.12	1.42	1.81	29.02	***
ETF	PS Emrg Mrkt Bnd	PCY	BW	-4.62	6.92	3.64	6.96	1.32	2.61	28.26	***
ETF	PS High Yield	PHB	BH	4.19	6.13	3.63	2.50	0.84	1.21	19.51	***
ETF	PS Laddrd 1-30 T	PLW	BF	-4.50	3.27	2.19	1.86	1.23	1.53	30.71	**
ETF	PS Prfrd	PGX	BI	2.61	7.56	7.94	5.59	1.64	1.48	14.42	*****
ETF	PS Short Trsry 20yr	TBF	BL	4.32	-7.33	-5.83	-3.88	-2.17	2.42	29.71	**
Fn So Tn	Rainier Intrmdt FI	RIMFX	BI	-0.12	1.81	0.61	0.27	0.31	0.54	12.96	***
F So T C	RidgeWorth Corp Bond	STICX	BL	0.32	5.82	4.00	2.44	1.02	1.12	8.89	***
F So T	RidgeWorth High Incm	STHTX	BH	5.60	7.22	4.43	2.85	0.00	1.16	7.26	*****
F So T	RidgeWorth Ttl Rtrn Bnd	SAMFX	BF	-0.41	2.98	1.77	1.42	0.58	0.72	10.49	***
Fn So T	Rydex US Govt Bond 1.2	RYGBX	BL	-7.59	7.35	6.11	4.36	2.40	3.02	46.90	***
Fn So Tn	SIT US Govt Securities	SNGVX	BU	-1.43	0.18	0.67	0.25	0.00	0.25	11.04	**
ETF	SPDR Hi Yield	JNK	BH	5.14	7.32	4.79	2.86	0.55	1.34	41.35	*****
ETF	SPDR Intrntl TBond	BWY	BW	1.43	5.37	2.42	3.58	1.01	1.65	59.88	***
Fn So Tn	SSgA HiYld	SSHYX	BH	5.41	7.67	4.54	2.86	0.48	1.23	8.38	*****
Fn So Tn	TCW Core FI	TGFNX	BI	-0.34	3.04	1.66	1.11	0.75	0.70	11.08	***
Fn So Tn	TCW Emrg Mrkt Incm	TGINX	BW	-4.14	3.68	2.09	4.50	0.66	1.74	10.98	***
Fn So Tn	TCW HiYld	TGHNX	BH	4.49	6.85	4.10	2.96	0.56	1.12	6.47	*****
Fn So Tn	Teton Westwood Intrm Bond	WEIBX	BI	-1.51	0.55	0.24	0.05	0.26	0.43	11.67	**
Fn So Tn	Value Line Aggrsv Incm	VAGIX	BH	-2.26	1.79	1.02	0.88	0.61	0.82	4.94	**
F S T	Vanguard GNMA	VFIIX	BU	-0.29	3.55	1.32	0.64	0.66	0.84	10.63	***
F S T C	Vanguard High Yld Corp	VWEHX	BH	4.01	6.10	3.55	2.24	0.16	1.09	6.12	***
F S T	Vanguard IT InvstGrd	VFICX	BI	-0.01	3.85	2.39	1.23	0.61	0.96	9.87	***
F S T	Vanguard IT Trsry	VFITX	BI	-2.44	0.90	-0.02	-0.04	0.36	0.85	11.23	**
F S T	Vanguard LT InvGrd	VWESX	BL	-1.23	8.26	7.03	3.61	1.58	1.88	10.29	***
F S T	Vanguard LT Trsry	VUSTX	BL	-6.66	4.92	3.98	2.79	1.64	2.26	11.81	**
F S T	Vanguard Short Federal	VSGBX	BS	-0.12	0.77	0.35	0.09	0.19	0.28	10.74	***
F S T	Vanguard ST InvstGrd	VFSTX	BS	1.18	2.07	1.01	0.44	0.19	0.37	10.75	***
F S T	Vanguard ST Trsry	VFISX	BS	-0.03	0.44	0.07	-0.03	0.19	0.20	10.70	**
F S T	Vanguard TTL Bond Index	VBMFX	BF	-0.68	2.54	1.43	0.89	0.56	0.75	10.75	***
ETF	Vngrd Intrmdt Bond	BND	BI	-0.42	2.85	1.72	1.10	0.80	0.82	81.65	***
ETF	Vngrd ShrtTrm Bond	BSV	BS	0.28	0.93	0.39	0.11	0.26	0.33	80.20	***
Fn So Tn R2<60d	Wasatch Hsng Trsry	WHOSX	BL	-8.08	6.46	5.52	4.34	2.28	2.64	16.18	***
F S T	Weitz Shr Intrmdt Incm	WEFIX	BS	0.80	2.08	1.19	0.64	0.48	0.34	12.57	*****
Fn So Tn	Wells Fargo Govt Securities	STVSX	BU	-1.07	1.92	0.81	0.49	0.55	0.67	10.97	***
Fn So Tn	Wells Fargo High Income	STHYX	BH	3.35	5.58	3.45	2.06	0.00	1.11	7.49	***
Fn So Tn	Wells Fargo Shrt HiYld	STHBX	BH	2.38	2.70	1.20	0.43	-0.12	0.46	8.25	***
Fn So Tn	Wells Fargo UltrShrt FI	STADX	BS	0.39	0.58	0.29	0.13	-0.12	0.09	8.54	***
Fn So Tn R2<90d	Westcore Flex Incm	WTLTX	BF	4.10	5.65	4.01	2.23	0.62	0.98	8.97	*****
Fn So Tn	Westcore Plus Bond	WTIBX	BI	0.38	3.55	2.30	1.29	0.83	0.83	10.91	***
Fn So Tn	William Blair Incm Shares	WBRRX	BF	-0.79	1.70	0.81	0.71	0.44	0.66	9.17	***
Fn So Tn	Wright Total Return Bond	WTRBX	BF	-0.77	2.09	1.34	0.80	0.40	0.64	12.66	***
ETF	Wtree Dryfs Emrg Crncy	CEW	B	-5.16	0.00	-1.12	3.75	0.20	1.60	20.22	**

# Fidelity Select Funds

<b>Fund Name</b>	<b>Symbol</b>	<b>Style</b>	<b>12m</b>	<b>9m</b>	<b>6m</b>	<b>3m</b>	<b>1m</b>	<b>V</b>	<b>NAV</b>	<b>Rank</b>
Fidelity Electronics	FSELX	EFS	39.62	23.87	18.93	9.68	-1.45	3.31	69.59	*****
Fidelity Natural Gas	FSNGX	EFS	30.91	26.13	13.23	17.13	7.07	3.24	43.05	*****
Fidelity Air Transport	FSAIX	EFS	35.08	24.48	11.34	4.49	1.34	3.37	61.83	****
Fidelity Devlp Communications	FSDCX	EFS	30.22	15.57	11.78	2.85	-1.05	2.63	30.77	****
Fidelity Energy	FSENX	EFS	22.53	16.57	7.69	14.59	5.73	2.94	57.87	****
Fidelity Energy Services	FSESX	EFS	23.14	17.16	5.78	14.46	3.45	2.74	88.41	****
Fidelity Pharma	FPHAX	EFS	32.66	25.84	19.20	8.32	1.61	3.33	20.01	****
Fidelity Transportation	FSRFX	EFS	33.26	23.93	14.60	5.82	0.50	3.15	77.56	****
Fidelity Automotive	FSAVX	EFS	28.65	10.53	2.54	3.95	-0.97	3.35	50.74	***
Fidelity Banking	FSRBX	EFS	26.11	9.64	7.18	2.75	-4.42	3.52	25.20	***
Fidelity Bus Svc	FBSOX	EFS	26.21	12.27	2.68	-2.88	-4.32	3.80	34.64	***
Fidelity Chemicals	FSCHX	EFS	24.99	18.92	9.50	8.27	0.22	2.99	146.58	***
Fidelity Computers	FDCPX	EFS	22.92	11.79	9.53	3.49	-2.74	3.38	74.78	***
Fidelity Consumer Prdcts	FSCPX	EFS	19.97	10.43	4.28	4.64	-1.35	3.33	30.99	***
Fidelity Consumer Staples	FDFAV	EFS	9.46	9.06	5.27	12.35	3.05	3.22	90.60	***
Fidelity Cyclical	FCYIX	EFS	28.68	16.54	8.86	4.90	1.19	3.28	32.22	***
Fidelity Defense & Aero	FSDAX	EFS	33.32	17.91	8.21	1.93	0.24	3.25	116.96	***
Fidelity Environmental	FSLEX	EFS	25.38	14.53	7.63	5.44	-0.85	3.12	23.24	***
Fidelity Financial Svcs	FIDSX	EFS	18.51	9.36	6.84	2.98	-2.08	3.17	80.82	***
Fidelity Health Care	FSPHX	EFS	39.21	23.66	15.34	-1.20	-3.78	4.62	188.55	***
Fidelity Home Finance	FSVLX	EFS	16.70	6.38	3.15	2.64	-1.94	2.83	14.99	***
Fidelity Industrial Equipment	FSCGX	EFS	26.88	15.86	7.86	4.75	0.85	3.19	42.36	***
Fidelity Industrial Materials	FSDPX	EFS	18.91	14.64	8.29	6.94	-0.39	2.69	84.52	***
Fidelity Insurance	FSPCX	EFS	21.18	12.03	5.38	6.83	1.16	3.41	64.20	***
Fidelity Leisure	FDLSX	EFS	19.73	13.31	4.15	2.19	-3.38	3.11	125.92	***
Fidelity Med Delivery	FSHCX	EFS	23.88	11.11	7.73	-0.84	-4.56	2.75	70.41	***
Fidelity Natural Rsrcs	FNARX	EFS	20.94	16.13	6.07	13.61	5.18	3.06	40.18	***
Fidelity Software & Comptr	FSCSX	EFS	31.56	17.76	7.00	-3.75	-4.87	3.32	110.69	***
Fidelity Technology	FSPTX	EFS	25.34	13.70	6.77	-1.80	-3.44	2.97	110.97	***
Fidelity Utilities	FSUTX	EFS	13.94	18.35	14.26	10.19	2.79	3.67	73.53	***
Fidelity Wireless	FWRLX	EFS	15.74	17.01	3.90	1.69	-0.72	2.28	9.25	***
Fidelity Biotechnology	FBIOX	EFS	30.01	10.01	7.10	-11.63	-6.77	6.90	181.65	**
Fidelity Broker & Inv.	FSLBX	EFS	20.24	9.89	4.07	-0.21	-2.96	3.83	70.16	**
Fidelity Constrctn & Housing	FSHOX	EFS	10.46	6.51	4.80	2.91	-2.22	3.05	52.48	**
Fidelity Multimedia	FBMPX	EFS	19.67	10.15	2.41	0.24	-1.79	3.65	76.18	**
Fidelity Retailing	FSRPX	EFS	21.12	8.18	-0.79	0.40	-2.88	3.68	79.01	**
Fidelity American Gold	FSAGX	EFS	-15.11	-3.16	-0.33	5.23	2.77	8.97	21.13	*
Fidelity Telecommunications	FSTCX	EFS	5.67	5.83	-0.11	0.65	-1.50	2.96	58.41	*

Please see page 28 for an update on the C-lect 5 Fidelity Sector strategy.

Fidelity Select Funds have a 30-day holding period to avoid a short-term redemption charge of 0.75%.

# ETFs sorted by Bond or Equity Class then Rank

Fund Name	Symbol	Style	12m	9m	6m	3m	1m	V	NAV	Rank
Guggnm Blt 2015 HY	BSJF	BH	4.17	4.88	2.66	1.40	0.30	0.83	27.03	****
PS Prfrd	PGX	BI	2.61	7.56	7.94	5.59	1.64	1.48	14.42	****
SPDR Hi Yield	JNK	BH	5.14	7.32	4.79	2.86	0.55	1.34	41.35	****
iShares 1-3yr Trsry	SHY	BS	0.28	0.35	0.16	0.04	0.11	0.11	84.52	***
iShares 20+ yr Trsry	TLT	BL	-6.83	5.70	4.93	3.38	2.10	2.42	111.10	***
iShares Agg Bond	AGG	BI	-0.45	2.92	1.78	1.05	0.82	0.80	108.59	***
iShares High Yld	HYG	BH	4.48	6.06	3.97	2.66	0.42	1.31	94.34	***
iShares Inter Gov	GVI	BU	-0.33	1.66	0.92	0.59	0.62	0.57	110.53	***
iShares Intrntl Tbond	IGOV	BW	3.76	6.87	3.21	3.86	1.40	1.59	104.27	***
iShares Long Corp Bond	LQD	BL	0.41	6.08	4.47	2.46	1.33	1.28	118.15	***
iShares MBS Bond	MBB	BU	-0.06	2.88	1.25	0.79	0.88	0.78	106.92	***
PS Build America	BAB	B	-1.27	8.57	7.19	4.12	1.42	1.81	29.02	***
PS Emrg Mrkt Bnd	PCY	BW	-4.62	6.92	3.64	6.96	1.32	2.61	28.26	***
PS High Yield	PHB	BH	4.19	6.13	3.63	2.50	0.84	1.21	19.51	***
SPDR Intrntl Tbond	BWX	BW	1.43	5.37	2.42	3.58	1.01	1.65	59.88	***
Vngrd Intrmdt Bond	BND	BI	-0.42	2.85	1.72	1.10	0.80	0.82	81.65	***
Vngrd ShrtTrm Bond	BSV	BS	0.28	0.93	0.39	0.11	0.26	0.33	80.20	***
iShares 10-20yr Trsry	TLH	BI	-4.79	3.54	2.04	1.71	1.13	1.67	127.31	**
iShares 3-7yr Trsry	IEI	BI	-1.50	0.91	-0.02	-0.05	0.49	0.70	121.18	**
iShares 7-10yr Trsry	IEF	BI	-4.25	1.76	0.58	0.55	0.76	1.38	102.31	**
iShares Trsry Infltn	TIP	BI	-6.06	1.02	0.77	1.22	1.32	1.39	113.58	**
PS Laddrd 1-30 T	PLW	BF	-4.50	3.27	2.19	1.86	1.23	1.53	30.71	**
W tree Dryfs Emrg Crncy	CEW	B	-5.16	0.00	-1.12	3.75	0.20	1.60	20.22	**
PS Short Trsry 20yr	TBF	BL	4.32	-7.33	-5.83	-3.88	-2.17	2.42	29.71	**
PS Agrcltr	DBA	EA	11.63	18.84	16.85	18.74	3.32	2.74	29.27	*****
Select SPDR Enrgy	XLE	EA	22.06	15.36	9.55	12.98	5.25	2.88	93.74	*****
Select SPDR Indl	XLI	EA	30.41	19.09	10.10	6.46	1.34	3.29	53.03	*****
Select SPDR Matrls	XLB	EA	23.33	19.58	10.03	8.68	0.82	2.95	47.67	*****
Select SPDR Technlgy	XLK	EA	20.63	16.51	9.32	5.13	0.28	2.49	36.45	*****
iShares DJ Slct Div	DVY	EGI	18.09	13.51	8.96	8.64	2.07	2.89	74.84	*****
iShares Europe 350	IEV	EW	22.87	19.31	8.51	9.56	2.73	3.49	49.60	****
iShares Prfrd	PFF	EGI	3.78	7.40	8.06	5.98	1.84	1.36	39.55	****
iShares Russel MidVal	IWS	EV	21.81	15.12	9.48	7.44	0.41	2.73	69.01	****
Select SPDR Health	XLV	EA	24.80	15.26	10.98	4.22	-0.63	3.03	58.12	****
SPDR S&P 500	SPY	ELC	20.31	13.27	8.18	6.15	0.70	2.79	188.31	*****
Vngrd Large Cap	VV	ELC	20.46	13.42	8.08	5.93	0.51	2.75	86.46	****
W tree LrgCap Div	DLN	ELC	16.83	12.39	8.52	8.23	1.72	2.70	68.69	****
W tree Ttl Div	DTD	ELC	17.08	12.32	8.13	8.06	1.65	2.69	69.26	****
Currency Euro	FXE	EC	4.91	3.95	1.97	2.74	0.67	1.46	136.94	***
Guggnm Multi Ast In	CVY	EV	10.82	9.88	5.10	6.18	1.27	2.12	25.45	***
iShares Canada	EW C	EW	11.77	12.05	5.44	9.34	3.35	2.67	30.54	**
iShares Cohen&Str REIT	ICF	ERE	0.01	8.48	9.19	10.16	3.90	3.46	85.45	**
iShares EAFE Indx	EFA	EW	13.47	14.17	4.59	7.40	1.67	3.19	68.32	**
iShares REIT	IYR	ERE	-1.29	7.90	7.57	8.07	3.03	3.31	69.72	**
iShares Russel 2000	IWM	ESC	20.61	9.01	3.21	0.10	-3.75	3.21	111.98	**
iShares Russel Micro	IWC	ESC	25.34	10.69	4.95	-2.56	-5.99	3.37	72.67	**
iShares Slct Div	IDV	ELC	16.77	21.00	6.71	12.03	3.39	3.81	39.95	**
PS Dynmc Mrkt	PWC	ELC	26.29	17.98	9.66	5.74	-1.53	3.41	70.26	**
PS Energy	DBE	EA	6.76	3.14	4.94	4.27	0.96	2.58	29.55	**
PS High Yield Eqty	PEY	EMC	18.72	11.92	8.78	8.20	1.37	2.94	12.32	**
PS Oil	DBO	EA	10.31	4.33	5.21	5.88	-0.56	2.84	28.46	**
PS QQQ	QQQ	ELC	25.54	16.80	6.57	1.95	-0.32	3.00	87.39	**
Select SPDR Cnsmr Disc	XLY	EA	18.47	8.62	1.40	1.95	-1.36	3.54	63.84	**
Select SPDR Cnsmr Stpl	XLP	EA	10.84	8.93	5.79	9.09	2.74	3.10	44.24	**
Select SPDR Dividend	SDY	EGI	15.68	10.23	6.25	6.60	1.51	2.78	74.69	**
Select SPDR Financls	XLF	EA	19.37	8.50	7.65	4.66	-1.70	3.36	21.96	**
Select SPDR Utilities	XLU	EA	8.40	13.24	13.53	11.43	4.22	3.64	43.21	**
SPDR DJ Gbl Titans	DGT	EW	18.01	13.89	5.10	6.27	0.81	2.87	70.06	**
SPDR DJ Industrials	DIA	ELC	14.28	8.57	7.65	6.11	0.82	2.88	165.45	**
SPDR Euro Stoxx 50	FEZ	EW	27.96	22.23	7.72	10.11	2.39	4.50	43.68	**
SPDR W lsh REIT	RWR	ERE	0.99	8.48	8.46	10.00	3.72	3.49	80.93	**
Vngrd Small Cap	VB	ESC	22.11	11.55	5.56	2.33	-2.44	2.99	110.19	**
Vngrd TTL Stock	VTI	ELC	20.86	13.18	7.74	5.46	0.06	2.78	97.53	**
W tree DEFA	DWM	EW	15.49	17.14	6.13	9.54	1.88	3.41	55.70	**
W tree Eqty Income	DHS	EGI	12.17	11.25	7.55	8.49	2.22	2.59	57.69	**
W tree India	EPI	EW R	2.36	23.67	14.31	18.69	0.74	6.46	19.10	**
W tree Intrntl SC Div	DLS	EW	16.69	18.75	4.90	5.14	-0.80	2.96	64.51	**
W tree Sml Cap Div	DES	ESC	20.90	9.59	4.54	4.12	-1.20	3.13	67.32	**
iShares China	FXI	EW	-4.56	2.43	-6.60	1.01	-2.38	4.44	34.93	**
iShares Emrg Mrkt Stk	EEM	EW	-2.44	6.88	-1.80	8.22	0.78	3.15	41.33	**
iShares Latin Amr	ILF	EW	-9.51	6.47	-3.14	14.85	3.61	4.60	37.89	**
PS Commodity	DBC	EC	0.53	1.85	2.56	6.15	1.11	2.25	26.41	**
Vngrd Emrg Mrkt	VWO	EW	-3.59	6.53	-1.43	8.97	0.89	3.34	40.94	**
W tree Emrg Mrkt E!l	DEM	EW	-7.56	2.98	-6.40	6.99	0.98	3.49	49.55	**
iShares Gold	IAU	EG	-12.89	-2.80	-2.72	3.56	0.48	4.74	12.50	*
iShares Mexico	EW W	EW	-9.91	-2.05	-1.10	1.57	-0.11	3.82	63.88	*
iShares Silver	SLV	EG	-21.31	-3.55	-12.51	0.05	-3.05	6.98	18.46	*
PS Gold	DGL	EG	-13.92	-3.14	-3.07	3.50	0.49	4.89	43.21	*
PS Short Dow 30	DOG	EC	-14.19	-9.23	-8.03	-6.26	-1.00	2.92	25.76	*
PS Silver	DBS	EG	-23.08	-4.43	-13.76	-0.09	-3.09	7.51	31.72	*
SPDR Gold	GLD	EG	-12.99	-2.92	-2.76	3.44	0.49	4.75	124.22	*

# American Century Funds Alphabetically

Legend	Fund Name	Symbol	Style	12m	9m	6m	3m	1m	V	NAV	Rank
Fn So Tn	AmCent Blncd Investors	TWBIX	HB	12.21	9.12	5.92	4.55	0.81	1.81	18.67	***
Fn So Tn	AmCent Cap Value	ACTIX	EV	19.63	10.75	8.53	7.30	0.66	2.82	9.11	***
Fn So Tn	AmCent Divrs Bond	ADFIX	BI	-0.80	2.87	1.89	1.09	0.56	0.75	10.75	***
Fn So Tn R2<60d	AmCent Emrg Mrkt	TWMIX	EW	-3.24	5.28	-2.80	5.67	0.00	2.97	8.57	**
Fn So Tn	AmCent Equity Growth	BEQGX	ELC	22.12	13.84	9.02	7.05	0.92	2.92	31.66	****
Fn So Tn C	AmCent Equity Income	TWEIX	EGI	12.28	8.96	6.78	7.29	1.02	2.00	8.93	****
Fn So Tn R1<60d	AmCent Global Gold	BGEIX	EG	-16.40	-6.90	-2.44	2.57	1.94	8.37	9.99	*
Fn So Tn R2<60d	AmCent Global Grth	TWGGX	EW	19.11	13.53	4.50	2.73	-0.33	2.82	12.24	***
Fn So Tn	AmCent GNMA Income	BGNMX	BU	-1.12	2.67	0.85	0.35	0.56	0.77	10.76	***
Fn So Tn C	AmCent Grwth Investors	TWCGX	ELC	18.98	13.62	5.89	3.91	-0.60	2.62	32.92	***
Fn So Tn	AmCent Hertg Investors	TWHIX	EMC	16.80	8.35	1.08	0.40	-4.05	2.85	25.09	***
Fn So Tn	AmCent High Yld	ABHIX	BH	4.09	5.57	3.17	2.09	0.00	1.04	6.24	***
So Tn	AmCent Income & Growth	BIGRX	EGI	22.39	14.33	8.64	7.57	1.08	2.96	37.34	****
Fn So Tn	AmCent Inf Adj B	ACITX	BU	-6.32	0.64	0.47	1.02	1.28	1.36	11.88	**
Fn So Tn	AmCent Intl Bond	BEGBX	BW	1.01	4.54	1.93	2.87	1.42	1.40	14.33	***
Fn So Tn R2<60d	AmCent Intl Discv	TWEGX	EW	19.23	14.66	5.92	1.87	-3.04	3.39	13.06	***
Fn So Tn R2<60d	AmCent Intl Grth	TWIEX	EW	12.03	11.41	3.44	3.86	-0.52	3.02	13.52	***
Fn So Tn	AmCent Lrg Co Value	ALVIX	ELC	19.84	10.85	8.65	7.46	0.72	2.84	8.34	***
Fn So Tn	AmCent Midcap Value	ACMVX	EMC	19.70	12.16	7.61	6.18	0.00	2.44	16.35	****
Fn So Tn	AmCent New Opp	TWNOX	ESC	18.87	8.89	2.01	-1.15	-4.54	3.18	11.15	**
Fn So Tn	AmCent One Ch Very Consvrt	AONIX	HB	3.64	4.57	2.83	2.42	0.51	0.91	11.83	***
Fn So Tn	AmCent Real Estate	REACX	ERE	1.28	8.73	7.80	9.18	2.98	3.35	26.26	***
Fn So Tn	AmCent Select Investors	TWCIX	ELC	18.90	13.71	5.63	2.47	-0.48	2.88	55.59	***
Fn So Tn	AmCent Small Co	ASQIX	ESC	25.03	10.26	6.81	3.42	-2.44	3.57	12.39	***
Fn So Tn R2<60d	AmCent SmlCap Grth	ANOIX	ESC	18.40	6.68	0.17	-3.55	-5.97	3.39	11.97	**
Fn So Tn	AmCent Strtgc Agg	TWSAX	HB	12.02	9.25	4.11	3.88	-0.46	2.11	8.63	***
Fn So Tn	AmCent Strtgc Consvrtv	TWSCX	HB	6.81	6.21	3.38	2.83	0.17	1.24	5.99	***
Fn So Tn	AmCent Ultra Investors	TWCUX	EMC	23.51	13.65	4.34	1.57	-1.35	3.11	33.56	***
Fn So Tn	AmCent US Govt Short	TWUSX	BS	-0.51	0.05	-0.01	-0.06	0.00	0.10	9.65	*
Fn So Tn	AmCent Utilities Income	BULIX	EGI	8.97	9.78	8.78	9.51	2.26	3.13	17.61	***
Fn So Tn	AmCent Value	TWVLX	EV	20.11	11.60	8.94	7.69	0.95	2.68	8.54	****
Fn So Tn R2<60d	AmCent Veedot	AMVIX	ESC	23.89	13.33	6.83	4.58	0.21	2.80	9.60	****



# Fidelity Funds Alphabetically

Legend	Fund Name	Symbol	Style	12m	9m	6m	3m	1m	V	NAV	Rank
Fn S T R 1.5<90d	Fidelity Aggrsv Grth	FDEGX	EA	22.37	13.24	6.99	3.73	-0.69	2.74	28.63	***
Fn S T R 1<30d	Fidelity Aggrsv Intl	FIVFX	EW	11.70	12.30	3.40	4.50	-0.54	2.97	16.71	***
Fn S T	Fidelity AM Eqty 20%	FASIX	HA	4.25	4.67	2.69	1.82	0.28	0.79	13.52	***
Fn S T	Fidelity AM Eqty 50%	FASMX	HA	10.05	8.50	4.48	3.12	0.12	1.45	17.84	***
Fn S T	Fidelity AM Eqty 70%	FASGX	HA	13.81	10.61	5.39	3.82	-0.05	1.94	20.91	***
Fn S T	Fidelity AM Eqty 85%	FAMRX	HA	16.93	12.42	6.26	4.37	-0.17	2.27	17.43	***
Fn S T	Fidelity Balanced	FBALX	HB	14.63	10.57	6.00	3.51	-0.06	1.89	23.09	***
Fn S T	Fidelity Blue Chip Growth	FBGRX	ELC	26.24	14.83	6.24	1.41	-1.97	3.29	63.28	***
Fn S T R 1<90d	Fidelity Cap/Incm	FAGIX	BH	6.93	8.36	5.19	3.17	0.10	1.31	10.07	****
Fn S T	Fidelity Capital Appreciation	FDCAX	ELC	18.88	11.12	5.40	-0.61	-2.33	3.25	35.61	***
Fn S T	Fidelity Contra	FCNTX	ELC	19.07	12.97	4.01	0.93	-1.79	2.99	93.90	***
Fn S T	Fidelity Convertible Securities	FCVXS	EGI	17.58	12.18	8.07	2.79	0.79	2.17	31.90	****
Fn S T	Fidelity Disciplined Equity	FDEQX	ELC	23.39	15.73	8.92	5.38	0.21	2.88	33.09	****
Fn S T R 1<30d	Fidelity Diversified Intl	FDIVX	EW	14.02	12.47	4.01	4.25	0.41	3.23	36.76	***
Fn S T	Fidelity Dividend Growth	FDGFX	ELC	20.38	12.96	6.91	4.91	-0.08	2.73	35.89	***
Fn S T R 1.5<90d	Fidelity EMEA	FEMEX	EW	3.99	7.26	-3.10	5.45	-0.76	2.90	9.09	**
Fn S T R 1.5<90d	Fidelity Emrg Asia	FSEAX	EW R	0.57	8.35	-0.41	4.47	-0.23	2.61	30.40	**
Fn S T R 1.5<90d	Fidelity Emrg Mkt	FEMKX	EW	0.12	7.14	-1.19	7.63	-0.04	3.04	24.12	**
Fn S T	Fidelity Equity Income II	FEQTX	HGI	16.09	10.59	7.85	7.08	1.07	2.69	24.98	***
Fn S T R 1<30d	Fidelity Europe	FIEUX	EW R	21.38	16.50	7.78	7.61	1.59	3.22	40.28	***
Fn S T R .75<30d	Fidelity Export & Multintl	FEXPX	ELC	14.52	10.45	5.53	4.56	0.41	2.39	24.56	***
Fn S T C	Fidelity Fifty	FFTYX	EV	22.44	12.81	5.49	-1.46	-2.54	3.17	27.66	***
Fn S T	Fidelity Focused Stock	FTQGX	ELC	22.38	12.78	5.71	-1.71	-2.59	3.38	19.55	***
Fn S T	Fidelity Fund	FFIDX	ELC	16.79	12.13	6.84	3.37	-1.22	2.76	42.99	***
Fn S T R 1<30d	Fidelity Global Balanced	FGBLX	HGI	10.94	8.82	3.75	1.79	-0.12	1.92	25.05	***
Fn S T	Fidelity GNMA	FGMNX	BU	-0.26	3.49	1.37	0.64	0.79	0.84	11.46	***
Fn S T	Fidelity Govt Securities	FGOVX	BU	-1.10	1.94	0.99	0.56	0.49	0.67	10.33	***
Fn S T	Fidelity Growth & Income	FGRIX	EGI	19.28	11.39	6.72	6.21	0.45	2.84	28.20	***
Fn S T C	Fidelity Growth Company	FDGRX	ELC	23.60	12.74	5.04	-0.24	-2.84	3.18	118.79	***
Fn S T R 1<90d	Fidelity High Incm	SPHIX	BH	4.30	5.95	3.27	1.72	-0.21	1.12	9.45	***
Fn S T	Fidelity Independence	FDFFX	ELC	28.81	19.22	11.02	1.49	-1.89	3.55	37.34	***
Fn S T	Fidelity Intermediate Bond	FTHR X	BI	-0.08	2.22	1.10	0.58	0.37	0.63	10.94	***
Fn S T	Fidelity Intrm Gov	FSTGX	BU	-0.83	1.04	0.38	0.10	0.28	0.51	10.62	**
Fn S T R 1<30d	Fidelity Intrntl Discvry	FIGRX	EW	11.02	10.50	1.76	3.20	-0.58	3.23	39.72	***
Fn S T	Fidelity Invst Grade Bond	FBNDX	BI	-0.05	3.36	2.02	1.34	0.64	0.81	7.84	***
Fn S T R 1.5<90d	Fidelity Japan	FJPNX	EW R	-6.00	-2.73	-7.02	-3.82	-2.29	3.48	11.08	**
Fn S T R 1.5<90d	Fidelity Latin America	FLATX	EW R	-14.66	0.94	-5.13	12.35	2.94	4.33	31.56	**
Fn S T R 1.5<90d	Fidelity Levrg Co Stk	FLVCX	EMC	22.05	12.67	7.17	5.20	0.52	2.67	44.14	****
Fn S T R 1.5<90d	Fidelity Low Priced Stock	FLPSX	ESC	19.25	11.80	4.99	4.31	-1.19	2.61	49.86	***
Fn S T	Fidelity LrgCap Stock	FLCSX	ELC	25.54	14.65	8.84	4.64	-0.68	2.93	27.76	****
Fn S T	Fidelity Magellan	FMAGX	EMC	23.83	14.04	6.95	2.80	-1.15	2.82	93.17	***
Fn S T	Fidelity Mega Cap	FGRTX	ELC	20.71	12.71	7.69	6.36	0.26	2.85	15.71	***
Fn S T R .75<30d	Fidelity Mid Cap Stock	FMCSX	EMC	23.50	14.14	7.90	3.20	-2.02	2.81	40.26	***
Fn S T	Fidelity Mortgage Security	FMSFX	BU	-0.04	3.00	1.20	0.69	0.63	0.73	11.15	***
Fn S T R 1<90d	Fidelity New Markets Income	FNMIX	BW	-2.21	5.49	3.17	6.66	1.32	2.05	16.17	***
Fn S T	Fidelity New Millennium	FMILX	ELC	24.34	15.23	9.04	3.12	-2.08	2.81	40.01	****
Fn S T	Fidelity OTC	FOCPX	ELC	29.71	10.43	4.06	-3.15	-4.71	3.61	76.04	***
Fn S T R 1<30d	Fidelity Overseas	FOSFX	EW	16.65	15.42	6.09	5.55	0.81	2.99	40.88	***
Fn S T R 1.5<90d	Fidelity Pacific Basin	FPBFX	EW R	7.11	10.49	0.30	3.82	0.04	3.06	27.45	**
Fn S T	Fidelity Puritan	FPURX	HGI	14.62	10.71	5.90	2.74	-0.43	1.90	21.53	***
Fn S T R .75<90d	Fidelity Real Estate	FRESX	ERE	0.87	8.45	8.45	9.93	3.92	3.48	36.32	***
Fn S T	Fidelity Short Term Bond	FSHBX	BS	0.67	1.06	0.49	0.15	0.12	0.19	8.60	***
Fn S T R 2<90d	Fidelity Small Cap Stock	FSLCX	ESC	18.08	10.63	5.28	3.22	-1.00	2.69	20.83	***
Fn S T R 1.5<90d C	Fidelity Small Cap Value	FPCVX	ESC	17.33	8.05	3.28	3.73	-1.74	3.28	19.74	***
Fn S T	Fidelity Stock Slctr AllCap	FDSSX	ELC	22.42	14.05	8.01	4.25	-0.66	2.64	36.31	****
Fn S T R 1.5<90d	Fidelity Stock Slctr Sm Cap	FDSCX	ESC	20.16	9.24	5.45	0.16	-2.72	2.90	25.75	***
Fn S T	Fidelity Total Bond	FTBFX	BI	0.30	3.77	2.08	1.33	0.57	0.84	10.65	***
Fn S T	Fidelity Trend	FTRNX	ELC	23.13	15.46	5.95	1.12	-1.84	2.95	84.51	***
Fn S T	Fidelity Utilities	FIUIX	EGI	11.31	14.36	8.08	6.15	1.15	3.20	23.20	***
Fn S T	Fidelity Value	FVVLX	EV	23.97	14.76	8.70	5.23	-0.40	2.74	107.10	****
Fn S T	Fidelity Value Strategies	FVLSX	EV	17.58	10.99	7.25	4.89	0.22	2.66	41.43	***
Fn S T R 1<30d	Fidelity Worldwide	FWWFX	EW	17.02	11.53	3.94	0.45	-1.66	3.09	24.29	***

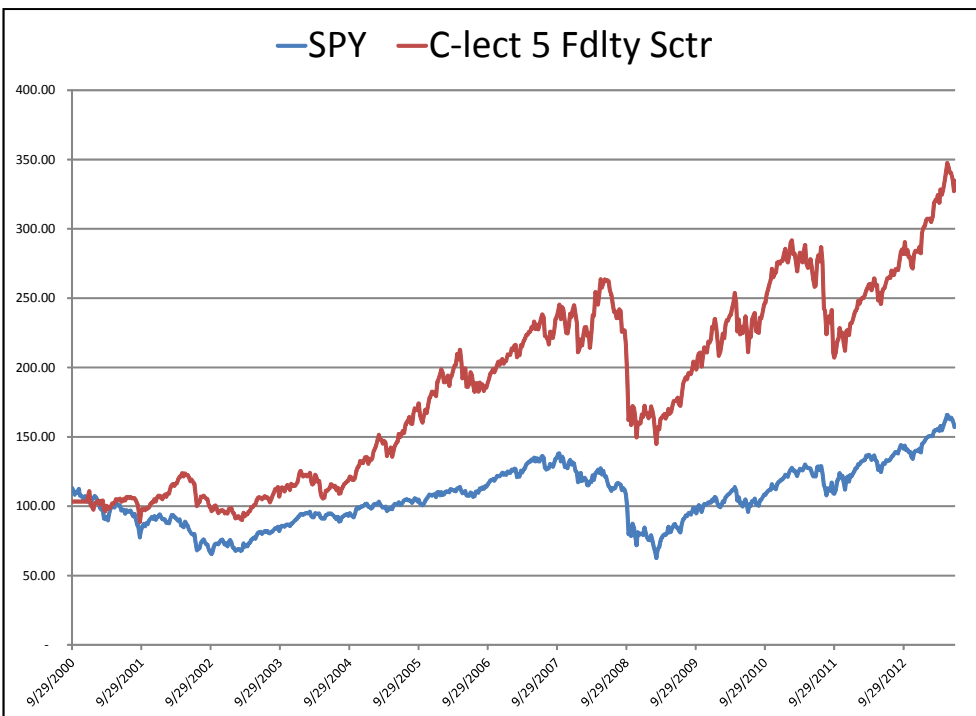
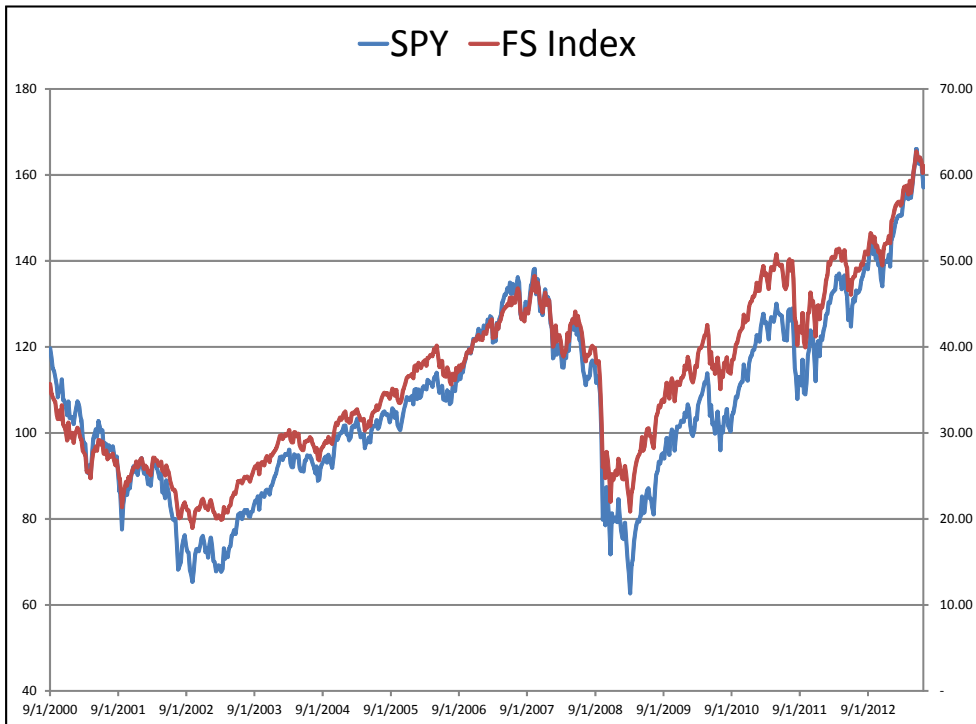
# T. Rowe Price Funds Alphabetically

Legend	Fund Name	Symbol	Style	12m	9m	6m	3m	1m	V	NAV	Rank
F S T R1.5<120d	Stratton Small Cap Value	STSCX	ESC	26.28	15.34	9.18	5.09	-1.73	3.24	75.57	***
F S Tn	Price Balanced	RPBAX	HB	12.98	10.50	4.84	3.33	0.38	1.85	23.48	***
F S Tn	Price Blue Chip Growth	TRBCX	ELC	25.12	14.76	3.51	-0.82	-2.02	3.47	62.60	***
F S Tn	Price Capital Appreciation	PRWCX	HGI	16.07	10.40	7.21	4.52	0.68	1.79	26.57	*****
F S Tn	Price Capital Opportunity	PRCOX	ELC	19.55	13.05	7.53	5.05	0.32	2.69	22.05	***
F S Tn	Price Corp Inc	PRPIX	BI	0.82	5.87	4.03	2.37	1.03	1.21	9.79	***
F S Tn R1<90d C	Price Diversfd SmlCap Grth	PRDSX	ESC	23.58	10.98	2.45	-1.51	-3.09	3.19	24.12	***
F S Tn	Price Dividend Growth	PRDGX	EGI	17.16	10.94	6.18	4.68	-0.44	2.56	33.90	***
F S Tn R2<90d	Price Emrg Mkt Bond	PREMX	BW	-4.20	4.28	2.22	5.61	0.79	2.03	12.83	***
F S Tn R2<90d C	Price Emrg Mkt Stk	PRMSX	EW	-3.32	5.35	-3.14	8.86	0.91	3.26	32.31	**
F S Tn	Price Equity Income	PRFDX	EGI	17.59	11.10	6.76	6.58	0.78	2.68	33.42	***
F S Tn R2<90d	Price European Stock	PRESX	EWR	27.86	20.74	8.33	6.56	1.00	3.17	22.27	*****
F S Tn R2<90d	Price Gbl LrgCap	RPGEX	EW	14.71	13.31	4.18	6.62	0.34	2.68	20.94	***
F S Tn R2<90d	Price Gbl Stk	PRGSX	EW	20.36	15.14	5.70	1.86	-2.20	2.89	24.06	***
F S Tn	Price GNMA	PRGMX	BU	-0.93	2.75	1.00	0.43	0.63	0.83	9.57	***
F S Tn	Price Growth & Income	PRGIX	EGI	19.80	12.57	6.41	3.54	-0.77	2.67	29.78	***
F S Tn	Price Growth Stock	PRGFX	ELC	22.36	13.93	2.62	-1.99	-2.54	3.29	50.60	***
F S Tn R2<90d C	Price High Yield	PRHYX	BH	6.17	7.08	4.28	2.24	0.14	1.24	7.26	*****
F S Tn R2<90d	Price Intrntl Bond	RPIBX	BW	1.37	4.96	2.21	3.65	1.24	1.52	9.82	***
F S Tn R2<90d C	Price Intrntl Discovery	PRIDX	EW	16.61	15.62	6.14	3.92	-0.26	2.35	57.02	*****
F S Tn R2<90d	Price Intrntl Grth Incm	TRIGX	HGI	17.03	15.56	6.80	6.83	1.83	2.83	16.11	***
F S Tn R2<90d	Price Intrntl Stock	PRITX	EW	10.78	11.51	3.19	7.24	0.97	2.63	16.58	***
F S Tn R2<90d	Price Japan	PRJPX	EWR	-1.70	-0.09	-5.29	-2.57	-2.17	3.71	9.47	*
F S Tn R2<90d	Price Latin America	PRLAX	EWR	-13.46	4.70	-4.12	14.52	3.36	4.71	30.76	**
F S Tn C	Price Mid Cap Growth	RPMGX	EMC	23.33	13.08	6.63	1.41	-1.66	2.62	73.61	***
F S Tn C	Price Mid Value	TRMCX	EV	21.84	14.72	9.28	7.33	0.48	2.80	31.32	*****
F S Tn	Price New America Growth	PRWAX	EMC	21.00	12.54	1.99	-2.37	-3.18	3.07	42.36	***
F S Tn R2<90d C	Price New Asia	PRASX	EWR	0.43	6.46	1.14	6.68	0.49	2.36	16.28	**
F S Tn C	Price New Era	PRNEX	EA	19.16	17.71	8.75	11.46	4.33	2.88	47.76	*****
F S Tn C	Price New Horizons	PRNHX	ESC	24.05	10.47	2.42	-3.94	-6.14	3.40	44.17	***
F S Tn	Price New Income	PRCIX	BF	-0.83	3.11	1.96	1.22	0.53	0.81	9.48	***
F S Tn R1<90d	Price REIT	TRREX	ERE	3.82	9.03	9.07	9.68	2.76	3.30	23.85	***
F S Tn C	Price Science & Technology	PRSCX	EA	28.49	15.39	8.88	-1.44	-4.47	3.03	38.24	***
F S Tn	Price Short term Bond	PRWBX	BS	0.52	0.99	0.59	0.46	0.21	0.23	4.80	***
F S Tn C	Price Small Cap Stock	OTCFX	ESC	20.42	9.72	3.35	0.32	-3.94	2.96	43.69	***
F S Tn R1<90d C	Price Small Cap Value	PRSVX	ESC	18.64	10.55	4.09	2.58	-2.40	2.99	49.63	***
F S Tn	Price Spectrum Growth	PRSGX	EMC	18.63	13.40	5.33	4.17	-0.12	2.60	24.21	***
F S Tn	Price Spectrum Income	RPSIX	BF	2.75	5.14	2.95	2.66	0.62	1.06	13.02	***
F S Tn	Price Strategic Income	PRSNX	BF	0.82	4.49	2.64	2.85	0.35	1.05	11.61	***
F S Tn R.5<90d	Price US Bond Indx	PBDIX	BI	-0.60	2.78	1.73	0.94	0.54	0.74	11.07	***
F S Tn	Price US Treasury Bond Long	PRULX	BL	-6.81	4.77	3.90	2.67	1.59	2.20	12.16	**
F S Tn	Price US Treasury Intermediate	PRTIX	BI	-3.41	0.60	-0.26	-0.17	0.34	0.91	5.84	**

# Vanguard Funds Alphabetically

Legend	Fund Name	Symbol	Style	12m	9m	6m	3m	1m	V	NAV	Rank
F S T	Vanguard 500 Index	VFINX	EGI	20.24	13.36	8.26	6.19	0.72	2.77	173.88	****
F S T	Vanguard Balanced	VBINX	HB	11.74	8.89	5.30	3.60	0.36	1.69	28.03	***
F S T	Vanguard Cap Opprtn	VHCOX	ELC	22.04	13.25	7.33	1.05	-3.25	3.26	47.04	***
F S T	Vanguard Cap Value	VCVLX	EGI	29.94	16.43	11.90	7.34	-0.53	3.28	15.07	****
F S T C	Vanguard Convertible Securities	VCVSX	EGI	14.37	8.85	5.07	2.60	-0.57	1.62	14.06	****
F S T	Vanguard Dev Mrkt	VDMIX	EW	9.29	10.22	0.73	3.17	-1.98	3.08	11.39	**
F S T	Vanguard Div Grth	VDIGX	ELC	17.53	12.05	7.64	6.79	0.41	2.67	21.80	***
F S T	Vanguard Equity Income	VEIPX	EGI	18.44	12.28	8.91	8.33	1.62	2.77	30.72	****
F S T	Vanguard European Index	VEURX	EWR	22.78	19.40	8.71	9.20	2.56	3.33	32.46	****
F S T	Vanguard Explorer	VEXPX	ESC	23.83	10.64	3.19	-0.27	-3.66	3.19	100.41	***
F S T	Vanguard Extended Mrkt Index	VEXMX	EMC	21.76	11.83	5.61	1.95	-2.56	2.98	62.79	***
F S T	Vanguard Global Eqty	VHGEX	EW	17.67	14.25	7.17	6.05	0.21	2.66	24.00	***
F S T	Vanguard GNMA	VFIIX	BU	-0.29	3.55	1.32	0.64	0.66	0.84	10.63	***
F S T	Vanguard Grwth & Incm	VQNPX	EGI	20.82	13.01	8.60	6.10	0.72	2.82	40.50	****
F S T C	Vanguard High Yld Corp	VWEHX	BH	4.01	6.10	3.55	2.24	0.16	1.09	6.12	***
F S T	Vanguard High Yld Dividend	VHDYX	EV	17.56	11.95	8.72	8.39	2.08	2.76	25.53	****
F S T	Vanguard Intl Expl	VINEX	EW	22.31	19.09	7.43	6.11	-0.57	2.55	19.11	*****
F S T	Vanguard Intl Growth	VWIGX	EW	15.63	13.46	3.28	5.59	0.39	2.99	23.25	***
F S T	Vanguard Intl Value	VTRIX	EW	15.04	14.22	3.48	6.38	0.94	2.93	37.70	***
F S T	Vanguard IT InvstGrd	VFICX	BI	-0.01	3.85	2.39	1.23	0.61	0.96	9.87	***
F S T	Vanguard IT Trsry	VFITX	BI	-2.44	0.90	-0.02	-0.04	0.36	0.85	11.23	**
F S T	Vanguard LT InvGrd	VWESX	BL	-1.23	8.26	7.03	3.61	1.58	1.88	10.29	***
F S T	Vanguard LT Trsry	VUSTX	BL	-6.66	4.92	3.98	2.79	1.64	2.26	11.81	**
F S T	Vanguard MidCap Index	VMSX	EMC	20.36	13.25	7.52	4.79	-0.84	2.73	30.72	***
F S T	Vanguard Morgan Growth	VMRGX	ELC	20.69	12.42	5.63	1.24	-1.74	3.04	25.39	***
F S T	Vanguard Pacific Index	VPACX	EWR	-0.96	5.61	-2.86	2.91	-0.27	2.85	11.26	**
S T	Vanguard PRIMECAP	VPMCX	ELC	23.63	18.11	9.49	4.29	-1.47	2.80	95.54	****
F S T	Vanguard REIT	VGSIX	ERE	0.83	8.46	7.93	9.03	3.37	3.51	24.24	***
F S T	Vanguard Short Federal	VSGBX	BS	-0.12	0.77	0.35	0.09	0.19	0.28	10.74	***
F S T	Vanguard Slctd Value	VASVX	EV	26.27	15.17	7.74	5.26	-0.59	2.92	28.63	****
F S T	Vanguard SmlCap Grwth	VISGX	ESC	20.67	9.37	2.50	-1.08	-3.75	3.04	33.60	***
F S T	Vanguard SmlCap Index	NAESX	ESC	22.03	11.52	5.53	2.29	-2.33	2.97	52.78	***
F S T	Vanguard ST InvstGrd	VFSTX	BS	1.18	2.07	1.01	0.44	0.19	0.37	10.75	***
F S T	Vanguard ST Trsry	VFISX	BS	-0.03	0.44	0.07	-0.03	0.19	0.20	10.70	**
F S T	Vanguard Star	VGSTX	HGI	12.44	10.53	5.35	3.86	0.25	1.75	24.47	***
F S T	Vanguard Strtg Eqty	VSEQX	EMC	27.95	17.31	10.36	5.82	-0.89	3.25	31.10	****
F S T	Vanguard TTL Bond Index	VBMFX	BF	-0.68	2.54	1.43	0.89	0.56	0.75	10.75	***
F S T	Vanguard US Growth	VWUSX	ELC	22.61	15.09	6.95	2.58	-0.97	2.96	28.60	***
F S T	Vanguard US Value	VUVLX	EV	22.49	13.81	11.16	8.05	0.49	2.95	16.38	****
F S T	Vanguard Value Index	VIVAX	EV	20.16	12.42	9.21	7.56	0.89	2.84	30.72	****
F S T	Vanguard Wellesley Incm	VWINX	HB	6.93	7.42	5.51	4.22	1.19	1.38	25.58	***
F S T C	Vanguard Wellington	VWELX	HB	13.09	9.99	7.02	5.08	1.09	1.90	39.01	****
F S T	Vanguard Windsor	VWNDX	EV	24.68	14.01	8.75	6.95	0.14	2.83	21.08	****
F S T	Vanguard Windsor II	VWNFX	ELC	20.16	12.69	8.86	7.38	0.74	2.78	38.11	****
Fn So	Villere Balanced	VILLX	HB	13.91	6.95	2.58	2.30	0.75	1.86	25.38	***

# C-lect Fidelity Sector Strategy Update



The main issue to this C-lect 5 Fidelity Sector rotation strategy is it is based on a weekly schedule (Friday close and Monday act). I plan to retest things based on monthly data. Results will be forthcoming.

The timing model would also be based on a weekly schedule, rather than monthly. Obviously this fund letter is monthly, so some accommodation will have to be made, if a weekly, rather than monthly schedule proves the best. It would have to be an eletter only. This time requirement is part of the reason I had asked a couple months ago whether or not there was interest in this sector rotation strategy based on C. Feedback still welcome.

I wanted to provide an update on the Fidelity Sector trading strategy.

The top chart to the left shows two indexes: SPY (blue line) and Fidelity Select (red line) made up of equally weighted 35 Fidelity sectors from 9/1/2000 to 6/24/2013. The two indexes are nearly identical without timing or selecting involved.

The bottom chart shows same SPY (blue line) and a C-lect 5 Fidelity Sector selecting strategy (red line) over same period. No timing was involved. It was fully invested by rotating through 5 sectors based on the strongest C ranking. C is the risk-adjusted relative strength number.

Owning the top sectors by C produced substantial gains over buy/hold the indexes.

Caveat: No commissions, taxes, or short-term redemption charges were applied. Over the full period, there were 11 short-term trades of 1 of 5 positions or about 1 per year. Past performance does not guarantee future performance.

So, the selection process based on C has worked well (like the hybrid method). It does not outperform the index every single year, but over that period shown, SPY grew 52%, while the C-lect 5 Fidelity Sector grew 224%.

What remains is to overlay a timing strategy on the C-lect strategy. Presumably if we can avoid the big losses, while capturing most of the up moves, the results will be even better.