



No-Load Mutual Fund Selections & Timing Newsletter

Striving to provide you with the most return and the least risk.

Date: January, 2014 (pricing data through 12/31/13)

Publisher: Watercourse Way Holdings, LLC

Volume: 32 Number: 1

InvestmentST.com

Editor: Stephen L. McKee

Top 5% Funds By C (comet)

C measures the risk adjusted (V) relative performance between a fund and market (CS). Top 5% funds are sorted by asset class (first letter in style) E-equity, H-hybrid, or B-bond, listed alphabetically, and grouped by fives.

Fund	Symbol	Style	C
AmCent Ultra Investors	TWCUX	EMC	35.5
Baron Iopprtnty	BIOPX	EMC	36.9
Buffalo Micro Cap	BUFOX	ESC	38.5
PS QQQ	QQQ	ELC	35.1
Fidelity OTC	FOCPX	ESC	36.5
Fidelity Trend	FTRNX	ELC	35.0
Harbor Capital Appreciation	HACAX	ELC	36.3
Janus Gbl Life Science	JAGLX	EWR	36.1
Janus Twenty	JAVLX	EMC	36.5
Janus Venture	JAVTX	ESC	37.0
Kinetics Internet	WWWFX	EA	39.7
Kinetics SmCap Opp	KSCOX	ESC	35.3
Neubrgr Bermn Focus	NBSXX	ESC	35.5
Oberweiss Emerging Growth	OBEGX	ESC	39.0
Oberweiss Micro Cap	OBMCX	ESC	39.4
Profunds Ultra Nas 100	UOPIX	EA	37.9
Rice Hall James Micro	RHJSX	ESC	36.0
Price Blue Chip Growth	TRBCX	ELC	35.7
Price Growth Stock	PRGFX	ELC	36.0
Price New America Growth	PRWAX	EMC	37.9
Price New Horizons	PRNHX	ESC	36.5
Price Science & Technology	PRSCX	EA	35.7
Turner Emrg Grth	TMCGX	ESC	37.1
US Gbl Invst Amrcn Eqty	GBTFX	EGI	37.4
US Gbl Invst Holmes	ACBGX	ELC	36.5
Vanguard Slctd Value	VASVX	EV	36.3
Wells Fargo Discovery	STDIX	EA	35.6
Westcore Midco Growth	WTMGX	EMC	35.4
Berwyn Income	BERIX	HGI	33.2
Dodge & Cox Balanced	DODBX	HB	32.0
Oakmark Eqty Incm I	OAKBX	HB	34.2
Artio Gbl Hlncm	BJBHx	BW	19.9
Buffalo High Yld	BUFHX	BH	26.5
Guggnhm Blt 2015 HY	BSJF	BH	18.3
Federated High Yld	FHYTX	BH	22.1
Intrepid Income	ICMYX	BH	26.1
Osterweis Strtgc Incm	OSTIX	BF	21.6
Wells Fargo Shrt HiYld	STHBX	BH	19.2
Wells Fargo UltrShrt FI	STADX	BS	23.3

Reviewing The Year that Was

It is that time of the year when I look back at the previous year's success or failure and plan to possibly make adjustments if warranted. Before moving into that, however, I want to follow up on last month's column about Fed tapering and other indicators. They have begun to taper and from all appearances drawn from economic news and Fed comments since, plan to continue this in 2014 until the Fall. At a reduction of \$10 billion per month, it would end in October.

They were also clear that tapering is not the same thing as their tightening. Fair enough. They must feel that the economy is self-sufficient enough or the banks liquid enough (capital restored) to end the extraordinary measures, but not yet in the heating up stage requiring rate rises. Again, accurate enough. Like the stock market, the economy itself has upside momentum.

On the taper news, the market fell for about 2 minutes and went up thereafter.

The issue, nonetheless, is that all of the previously mentioned bearish items last month (and see page 7) plus now this one, are still intact. The bull market simply continues to live

on borrowed time.

This brings me to my main point about successes and failures. While my long-term record is superb against the market, in any one year, we may lag. Such was the case in 2013. My caution, so far, has not been met with a decline, but with a rally. See page 7 for a chart and more analysis on this and what I plan to do about it.

In the meantime, the selecting model continues to work very well. As subscribers know, we rank the funds by their risk-adjusted relative performance and then buy from the top 5% and hold as long as the fund remains in the top 20%. This may be mitigated by special circumstances, but over time, this selecting strategy is the way to invest.

So, timing review under way. Happy New Year.

TABLE OF CONTENTS	
Top 5% of NLMFS&T	Page 1
Fund Data (highest ranked)	Pages 2-4
MAAP Income	Page 5
MAAP Growth and Balanced	Page 6
Timing & Allocation	Page 7
Scoreboard	Page 8
All Funds (on-line only)	Pages 9-28



AROUND THE CAMPFIRE

Teach us to number our years takes many forms, not the least of which is the annual recycling of January 1 that roughly corresponds to the winter/summer solstice. Another year past and one year less ahead.

Fund Style	Legend	Fund Name	Symbol	S	A	Ttl. % return (dividends + or capital changes) last					V	NAV	CS	Rank	C
						12m	9m	6m	3m	1m					
Hybrid 60 funds followed.	Fn So Tn	Oakmark Eqty Incm I	OAKBX	HB	H	24.24	17.02	15.87	7.11	2.08	194	32.65	66	*****	34.2
	F S T R 1<180d	Berwyn Income	BERIX	HGI	H	15.82	12.76	9.98	4.40	0.82	132	14.01	44	*****	33.2
	F S T	Dodge & Cox Balanced	DODBX	HB	H	28.37	17.95	14.01	8.38	1.82	220	98.30	71	*****	32.0
	Fn So Tn	Janus Balanced	JABAX	HB	H	19.59	12.28	10.74	6.49	1.74	168	29.98	51	****	30.3
	Fn S T	Fidelity Balanced	FBALX	HB	H	20.50	13.79	12.74	7.30	1.91	187	22.75	56	****	30.1
	Fn S T	Fidelity Puritan	FPURX	HGI	H	20.34	13.77	13.12	7.03	1.57	186	21.23	56	****	30.1
	F S Tn	Price Capital Appreciation	PRWCX	HGI	H	22.43	13.74	11.05	6.28	1.87	185	25.66	55	****	29.9
	Fn S T	Fidelity AM Eqty 85%	FAMRX	HA	H	25.16	17.22	16.06	7.28	2.38	2.28	17.11	68	****	29.8
	Fn So	Villere Balanced	VILLX	HB	H	22.89	17.04	12.20	6.74	2.46	2.06	25.56	61	****	29.7
	Fn S T	Fidelity Equity Income II	FEQTX	HGI	H	29.06	15.96	12.89	9.16	2.59	2.38	24.63	70	****	29.3
Usually... Variable combination of stocks, bonds and cash. Risk, growth and income emphasis varies.	F So Tn R2<90d	FPA Crescent	FPACX	HGI	H	21.95	13.74	10.48	6.46	1.83	187	32.96	54	****	29.2
	F S Tn	Price Balanced	RPBAX	HB	H	19.25	13.22	12.80	6.40	1.50	185	23.22	53	****	28.8
	Fn So Tn	Teton Westwood Incm	WESRX	HGI	H	27.32	13.60	11.34	8.17	1.81	2.19	11.25	62	***	28.4
	Fn S T	Fidelity AM Eqty 70%	FASGX	HA	H	20.13	13.76	13.33	5.95	1.91	1.95	20.52	55	***	28.3
	Fn So Tn	Hatteras Alpha Hdgd	ALPHX	HGI	H	9.07	6.16	5.68	2.85	0.44	0.86	11.54	24	***	28.3
	Gold 12 funds followed.	Fn So Tn R 1<30d	Midax	MIDSX	EG	E	-46.72	-34.60	2.99	-9.21	-0.72	8.09	1.38	-88	*
ETF		iShares Silver	SLV	EG	E	-36.30	-31.79	-1.37	-10.48	-2.75	7.10	18.71	-83	*	-11.6
ETF		PS Silver	DBS	EG	E	-38.32	-33.45	-1.34	-11.41	-3.53	7.52	32.29	-88	*	-11.7
Fn So Tn R2<7d		Gamco Gold	GOLDX	EG	E	-51.30	-39.08	-4.72	-15.20	-4.03	8.46	10.71	-114	*	-13.5
Fn So Tn R.05<7d		US Gbl Invst World PMtl	UNWPX	EG	E	-51.37	-40.11	-5.01	-14.56	-3.07	7.99	5.69	-114	*	-14.3
Aggressive Growth 37 funds followed.		Fn So T R2<30d	Kinetics Internet	WWWFX	EA	E	44.28	30.50	24.78	12.72	4.27	2.94	59.27	117	*****
	Fn So Tn	Profunds Ultra Nas 100	UOPIX	EA	E	79.94	60.97	51.68	24.21	5.77	5.87	64.13	223	*****	37.9
	F S Tn C	Price Science & Technology	PRSCX	EA	E	43.70	33.77	26.41	13.53	6.19	3.47	39.10	124	*****	35.7
	Fn So Tn	Wells Fargo Discovery	STDIX	EA	E	42.40	26.34	20.70	7.94	3.00	2.82	33.66	100	*****	35.6
	ETF	Select SPDR Indl	XLI	EA	E	40.55	27.01	23.75	13.17	4.21	3.28	52.26	109	*****	33.1
	Capital growth higher risk. May industry concentrate.	Fn So Tn	Oak P in Oak Aggrsv Stk	POGSX	EA	E	36.49	25.86	17.87	10.96	3.07	2.85	45.93	94	****
Fn So Tn		Permanent Aggrsv Grwth	PAGRK	EA	E	42.86	27.95	28.38	13.48	5.22	3.58	67.67	118	****	33.0
Fn S T R15<90d		Fidelity Aggrsv Grth	FDEGX	EA	E	37.87	23.34	18.92	9.78	3.23	2.85	28.50	93	****	32.7
ETF		Select SPDR Cnsmr Disc	XLY	EA	E	42.74	27.38	19.32	10.67	2.28	3.45	66.83	102	****	32.5
Fn So T R2<30d		Kinetics Paradigm	VWNPX	EA	E	44.07	28.39	19.51	9.44	1.53	3.18	34.35	103	****	32.4
Small Cap 99 funds followed.		Fn So Tn R 1<90d	Oberweiss Micro Cap	OBM CX	ESC	E	64.75	44.35	34.93	12.83	5.30	4.12	20.05	162	*****
	Fn So Tn R 1<90d	Oberweiss Emerging Growth	OEGX	ESC	E	56.71	39.74	30.29	11.46	6.09	3.70	30.84	144	*****	39.0
	Fn So Tn R2<180d	Buffalo Micro Cap	BUF OX	ESC	E	61.70	44.44	29.57	10.42	2.87	3.87	19.97	149	*****	38.5
	Fn So Tn	Turner Emrg Grth	TMCGX	ESC	E	46.35	31.12	24.25	7.63	2.14	3.00	58.44	111	*****	37.1
	Fn So Tn	Janus Venture	JAVTX	ESC	E	41.74	27.56	21.39	8.48	3.53	2.78	65.56	103	*****	37.0
	F S Tn C	Price New Horizons	PRNXX	ESC	E	49.11	31.47	24.27	8.70	3.06	3.19	46.27	117	*****	36.5
	Fn S T	Fidelity OTC	FOCPX	ESC	E	46.50	36.75	25.87	7.99	4.16	3.33	77.39	121	*****	36.5
	Fn So Tn R2<90d	Rice Hall James Micro	RHJSX	ESC	E	47.34	31.87	26.81	11.04	2.90	3.34	28.76	120	*****	36.0
	F So T	Neubrg Brmn Focus	NBS SX	ESC	E	35.44	21.35	18.38	9.79	2.84	2.48	27.56	88	*****	35.5
	Fn So T R2<30d	Kinetics SmCap Opp	KSCOX	ESC	E	59.40	35.54	24.21	12.10	1.47	3.76	40.12	133	*****	35.3
Usually... Market cap less than \$1 billion, no dividend, with growth emphasis. Higher risk.	Fn So Tn C	TCW SmallCap Grth	TGSNX	ESC	E	45.07	31.90	28.84	13.59	4.17	3.54	32.03	124	****	34.9
	F So T C	Neubrg Brmn SmlCap Gr	NBMIX	ESC	E	47.14	31.53	24.75	9.15	4.43	3.37	28.28	117	****	34.7
	Fn So Tn	Managers Micro Cap	MMCFX	ESC	E	56.00	35.73	24.77	9.57	2.13	3.73	47.91	128	****	34.4
	F S T R 1<14d	Brown Small	BIA SX	ESC	E	40.54	27.16	22.22	8.31	2.29	2.93	18.62	101	****	34.3
	F S Tn R 1<90d C	Price Diversfd SmlCap Grth	PRDSX	ESC	E	44.18	28.10	24.06	9.28	2.30	3.17	24.99	108	****	34.1
	Fn So Tn	Value Line Emrg Opp	VLE OX	ESC	E	36.10	21.54	18.33	7.23	2.00	2.50	47.22	85	****	34.0
	F So Tn	Weitz Hickory	WEHIX	ESC	E	27.83	16.79	13.55	6.71	1.59	1.98	58.65	66	****	33.6
	F So T R2<90d	Kalmar ValueSmCap	KGSCX	ESC	E	43.14	29.83	23.01	8.66	2.24	3.19	22.81	107	****	33.5
	Fn So Tn R 1<90d	Century SmCap	CSM VX	ESC	E	35.56	22.45	21.56	10.29	3.75	2.81	33.53	94	****	33.3
	Fn So Tn	Artisan Small Cap	ARTSX	ESC	E	42.82	27.67	23.47	7.12	2.49	3.16	29.62	104	****	32.8
Usually... Market cap \$1 billion to \$3.5 billion. Risk, growth and dividend emphasis varies.	F S T	Vanguard Explorer	VEXPX	ESC	E	44.36	28.23	22.24	9.44	3.29	3.32	103.40	108	****	32.4
	Fn So Tn	SSgA Small Cap	SVSCX	ESC	E	44.65	27.35	22.86	10.12	1.32	3.30	37.18	106	****	32.2
	ETF	iShares Russel Micro	IWC	ESC	E	45.21	29.26	22.83	10.11	2.11	3.42	75.12	110	****	32.0
	Fn So Tn R2<60d	AmCent Veedot	AMVIX	ESC	E	38.99	24.34	16.74	10.40	1.48	2.87	9.45	92	****	32.0
	Fn So Tn	Turner Small Cap Growth	TSC EX	ESC	E	40.93	25.66	23.60	5.95	1.38	3.05	39.06	98	****	32.0
	Fn So Tn R2<30d	SIT Small Cap Grth	SSMGX	ESC	E	35.66	25.60	23.06	8.03	2.97	2.98	61.63	95	****	31.9
	Fn So Tn	Wilshire Target Small Co Value	DTSVX	ESC	E	43.79	27.20	21.52	11.54	2.62	3.35	24.33	107	****	31.8
	Fn So Tn R2<180d C	Buffalo Small Cap	BUF SX	ESC	E	44.15	31.28	20.85	7.14	1.52	3.31	37.32	105	****	31.7
	Fn So Tn	Managers Special Equity	MGS EX	ESC	E	45.06	28.75	22.68	7.25	0.86	3.32	87.24	105	***	31.5
	Fn S T R15<90d	Fidelity Low Priced Stock	FLPSX	ESC	E	34.31	21.68	16.50	7.86	1.72	2.62	49.46	82	***	31.3
Mid Cap 67 funds followed.	Fn So Tn R2<60d C	Wasatch SmCap Grth	WAAEX	ESC	E	31.17	20.23	15.68	5.56	2.71	2.41	52.47	75	***	31.3
	Fn So Tn	Dreyfus Small Cap Index	DISSX	ESC	E	42.02	26.05	21.40	9.75	1.42	3.22	29.63	101	***	31.3
	Fn So Tn R2<60d	Wasatch Micro Cap	WMICX	ESC	E	44.70	30.21	22.12	8.63	2.15	3.46	8.06	108	***	31.2
	Fn So Tn R2<60d	AmCent SmlCap Grth	ANOIX	ESC	E	40.78	24.22	20.78	7.10	2.43	3.06	12.67	95	**	31.1
	Fn So Tn R2<60d	Wasatch Ultra Grth	WAMCX	ESC	E	35.67	24.91	18.65	8.94	3.63	2.97	25.12	92	***	30.9
	Fn So Tn	Ariel Apprctn	CAAPX	ESC	E	46.21	26.53	21.26	11.42	4.49	3.58	55.72	110	***	30.7
	F S T R 1<60d	CornerCap Small Value	CSCVX	ESC	E	45.65	32.20	25.61	11.50	2.22	3.82	16.14	117	***	30.7
	F S T	Nicholas Limited Edition	NCLEX	ESC	E	36.13	22.31	18.37	7.90	1.81	2.83	27.05	87	***	30.6
	Fn So Tn C	FMI Common Stk	FMIMX	ESC	E	32.01	19.79	19.29	8.70	3.46	2.73	28.66	83	***	30.5
	Fn S T	Calfrnia Invest S&P SmCap	SMCIX	ESC	E	39.52	25.03	20.42	9.10	1.18	3.15	21.35	95	***	30.2
Usually... Market cap \$1 billion to \$3.5 billion. Risk, growth and dividend emphasis varies.	F S Tn	Price New America Growth	PRWAX	EMC	E	37.73	27.14	24.77	11.27	3.30	2.75	44.17	104	*****	37.9
	Fn So Tn	Baron Iopprrnty	BIOPX	EMC	E	37.55	26.39	21.17	8.34	4.98	2.66	19.60	98	*****	36.9
	Fn So Tn C	Janus Twenty	JAVLX	EMC	E	33.10	26.69	23.51	11.39	3.22	3.28	63.48	98	*****	36.5
	Fn So Tn	AmCent Ultra Investors	TWCUX	EMC	E	36.92	28.02	24.57	10.31	3.19	2.90	34.17	103	*****	35.5
	Fn So Tn	Westcore Midco Growth	WTMGX	EMC	E	44.66	28.11	25.19	6.88	2.89	3.04	6.65	108	*****	35.4
	Fn So Tn	Turner Midcap Gr	TMGF X	EMC	E	37.07	23.69	21.87	7.67	2.71	2.68	36.37	93	****	34.8
	Fn So Tn	Wells Fargo Entrprs	SENTX	EMC	E	42.16	26.97	22.23	7.93	2.48	2.93	48.44	102	****	34.7
	F S T	Primecap Odys Agg Grth	POAGX	EMC	E	54.80	33.55	22.14	6.90	1.67	3.45	29.65	119	****	34.5
	Fn So Tn R 1<30d	Hodges Fund	HDPMX	EMC	E	57.24	33.47	21.97	10.62	-0.05	3.64	35.63	123		

Fund Style	Legend	Fund Name	Symbol	S	A	Ttl. % return (dividends + or - capital changes) last					V	NAV	CS	Rank	C	
						12m	9m	6m	3m	1m						
Large Cap 93 funds followed. Usually... Market cap greater than \$3.5 billion, larger dividend, with growth and average risk.	Fn So Tn R.05<7d	US Gbl Invst Holmes	ACBGX	ELC	E	39.83	26.69	23.78	8.93	2.96	2.80	24.24	102	*****	36.5	
	F S T	Harbor Capital Appreciation	HACAX	ELC	E	37.66	28.76	25.80	11.94	3.56	2.97	56.69	108	*****	36.3	
	F S Tn	Price Growth Stock	PRGFX	ELC	E	39.20	29.22	25.25	11.97	3.59	3.03	52.57	109	*****	36.0	
	F S Tn	Price Blue Chip Growth	TRBCX	ELC	E	41.57	30.90	26.25	12.78	3.34	3.22	64.60	115	*****	35.7	
	ETF	PS QQQ	QQQ	ELC	E	36.63	28.73	24.18	11.86	2.92	2.97	87.96	104	*****	35.1	
	Fn S T	Fidelity Trend	FTRNX	ELC	E	34.93	25.50	22.75	11.02	3.02	2.77	86.62	97	*****	35.0	
	Fn So Tn R2<30d	Marsico 21st Centr	MXXIX	ELC	E	41.96	28.46	23.12	10.03	2.32	3.05	19.86	106	****	34.7	
	Fn So T	Rydex Nasdaq 100	RYOXX	ELC	E	35.06	27.56	23.53	11.59	2.93	2.92	21.35	101	****	34.5	
	Fn So Tn	Baron Growth	BGRFX	ELC	E	38.32	22.00	19.87	7.96	2.61	2.63	72.37	91	****	34.5	
	Fn So Tn	Profunds Nasdaq 100	OTPIX	ELC	E	33.91	26.77	23.12	11.41	2.83	2.89	112.61	98	****	33.9	
	F S T	Dodge & Cox Stock	DODGX	ELC	E	40.55	25.78	19.56	11.82	2.75	2.97	168.87	100	****	33.8	
	Fn So Tn C	Dreyfus Research Growth	DREQX	ELC	E	35.65	25.91	23.14	10.98	3.58	2.94	14.08	99	****	33.8	
	Fn S T	Fidelity Blue Chip Growth	FBGRX	ELC	E	39.84	28.24	23.19	10.96	3.20	3.13	63.37	105	****	33.7	
	Fn So Tn	TCW Growth Eqty	TGDNX	ELC	E	41.00	27.79	22.68	7.98	3.44	3.06	12.89	103	****	33.6	
	F S T	Vanguard US Growth	VWUSX	ELC	E	35.49	23.58	22.16	11.00	3.43	2.85	28.69	96	****	33.6	
	Fn S T	Fidelity LrgCap Stock	FLCSX	ELC	E	39.24	25.69	19.79	11.16	3.04	2.99	27.23	99	****	33.0	
	Fn S T	Fidelity New Millennium	FIMILX	ELC	E	37.19	23.06	19.42	9.51	3.51	2.83	39.47	93	****	32.8	
	Fn So Tn R2<60d	Chase Grth	CHASX	ELC	E	32.31	22.39	19.91	12.77	3.82	2.79	13.69	91	****	32.7	
	Fn So Tn	Wells Fargo LargeCap Gr	STRFX	ELC	E	34.29	25.53	22.63	9.33	2.66	2.89	44.17	94	****	32.7	
	Fn So Tn R2<7d	Gamco Growth	GABGX	ELC	E	33.97	22.88	19.94	10.85	2.92	2.77	46.62	91	****	32.7	
	F So T	Nicholas Fund	NICSX	ELC	E	40.18	23.52	21.63	10.95	3.34	3.06	64.62	100	*****	32.5	
	Fn So Tn	Northern LrgCap Eqty	NOGEX	ELC	E	29.53	20.57	17.16	10.84	3.26	2.52	20.02	81	****	32.2	
	Fn S T	Fidelity Stock Sctr AllCap	FDSSX	ELC	E	34.06	22.03	18.60	9.22	3.16	2.70	35.59	87	****	32.2	
	Fn S T	Fidelity Contra	FCNTX	ELC	E	34.15	22.87	20.40	10.52	2.48	2.81	96.14	90	****	32.2	
	Fn So Tn C	Wells Fargo Growth	SGROX	ELC	E	33.04	24.64	22.11	7.69	2.48	2.80	51.07	90	****	32.1	
	Fn So Tn	Janus	JANSX	ELC	E	29.64	21.11	18.92	9.93	2.68	2.57	41.09	82	****	32.1	
	Fn S T	Fidelity Disciplined Equity	FDEQX	ELC	E	36.64	22.34	19.61	11.97	2.84	2.93	32.32	93	****	31.9	
	Fn So Tn	Northern LrgCap Grth	NOEOX	ELC	E	31.78	22.61	20.99	10.35	2.53	2.77	32.19	88	****	31.9	
	Fn So Tn	Janus Research	JAMRX	ELC	E	35.12	24.07	20.34	11.86	3.54	2.98	43.68	95	****	31.8	
	Fn S T	Fidelity Independence	FDFFX	ELC	E	40.22	27.03	24.38	11.62	3.52	3.36	36.23	107	****	31.8	
	Fn So Tn	Dreyfus Fund	DREYX	ELC	E	32.33	21.48	19.69	10.50	2.46	2.74	11.89	86	****	31.5	
	Fn S T	Fidelity Mega Cap	FGRTX	ELC	E	33.23	21.76	16.47	10.38	2.21	2.67	15.42	84	****	31.5	
	Fn S T C	Fidelity Growth Company	FDGRX	ELC	E	37.60	26.84	22.09	8.01	2.88	3.09	19.88	97	****	31.5	
	Fn So Tn	TCW Sct Eqty	TGCNX	ELC	E	28.66	19.65	21.82	8.91	2.42	2.59	23.95	81	****	31.5	
	F S T C	Vanguard Grth Eqty	VGEQX	ELC	E	32.31	21.80	19.39	9.35	2.25	2.70	16.19	85	****	31.5	
	Value 47 funds followed. Usually... Some dividend some growth. Risk varies. Lower PE, P.S.	F S T	Vanguard Scltd Value	VASVX	EV	E	42.04	26.22	20.50	9.96	2.90	2.80	28.20	102	*****	36.3
		Fn So Tn	Baron Asset	BARAX	EV	E	38.88	21.62	20.79	10.62	3.66	2.74	62.08	96	****	34.9
		Fn S T C	Fidelity Fifty	FFTYX	EV	E	38.04	24.75	21.17	9.59	3.38	2.84	27.87	97	****	34.1
		Fn So Tn	Baron Small Cap	BSCFX	EV	E	37.77	22.37	20.37	10.03	3.63	2.76	34.79	94	****	34.1
		Fn So Tn	Sound Shore	SSHFX	EV	E	41.53	26.81	19.19	10.91	3.19	3.00	49.05	102	****	33.8
Fn So Tn		Oakmark	OAKMX	EV	E	37.29	25.28	18.91	11.55	3.02	2.86	63.63	96	****	33.5	
Fn So Tn R2<60d		AI Frank Fund	VALUX	EV	E	37.06	22.77	18.89	11.17	3.69	2.93	26.24	94	****	31.9	
Fn So Tn		RBB Value	BPAVX	EV	E	38.92	23.88	16.57	9.63	3.33	2.97	20.95	92	****	31.1	
Fn So Tn		Northern LrgCap Value	NOLVX	EV	E	35.60	21.45	15.08	10.73	2.62	2.76	12.91	85	****	31.0	
Fn So Tn		Madison Investors	MINVX	EV	E	29.09	16.53	13.98	9.80	2.80	2.35	23.14	72	****	30.8	
F So T R1<30d		LKCM Aquinas Value	AQEIX	EV	E	33.61	19.98	16.58	7.82	3.52	2.66	17.99	82	****	30.7	
F S Tn		Price Value	TRVLX	EV	E	37.30	21.55	16.69	10.57	2.49	2.89	33.77	89	****	30.7	
Fn So Tn		Weitz Partners Val	WPVLX	EV	E	30.87	17.01	12.74	7.77	1.88	2.33	32.47	70	****	30.2	
Fn So Tn R2<7d		Gabelli Asset	GABAX	EV	E	32.38	18.61	16.54	9.20	3.04	2.68	65.31	80	****	29.7	
Fn So Tn		Aston Value	RVALX	EV	E	33.18	21.60	17.54	12.12	3.49	2.98	14.75	88	****	29.5	
F S T		Vanguard Windsor	VWVNDX	EV	E	36.08	21.73	15.93	9.54	2.36	2.91	20.34	86	****	29.5	
Fn So Tn R2<10d		Heartland Value	HRTVX	EV	E	32.11	22.53	21.39	10.21	1.60	2.98	48.12	88	****	29.5	
Fn S T		Fidelity Value	FDVLX	EV	E	37.07	20.90	17.18	9.27	3.33	2.98	103.58	88	****	29.4	
Fn So Tn		TCW Concntrtd Value	TGFVX	EV	E	36.33	21.56	17.00	10.55	2.53	3.00	16.76	88	****	29.4	
Fn So Tn R1<60d		Matrix Ad Value	MAVFX	EV	E	40.93	24.99	16.61	11.16	2.51	3.29	57.15	96	****	29.3	
World Growth 88 funds followed. Risk, growth, income and country emphasis varies.	Fn So Tn R2<30d	Marsico Global	MGLBX	EW	E	41.99	29.96	22.76	11.35	1.75	3.15	14.21	108	*****	34.2	
	Fn So Tn R2<60d	AmCent Global Grth	TWGGX	EW	E	30.89	22.72	20.74	9.44	2.82	2.61	12.45	87	****	33.2	
	Fn So Tn R2<90d	Artisan Gbl Value	ARTGX	EW	E	31.12	20.55	16.52	8.69	2.61	2.46	15.34	79	****	32.3	
	F S T	Vanguard Intl Expl	VINEX	EW	E	30.23	22.03	21.10	7.69	2.72	2.61	18.42	84	****	32.1	
	F S T R1<180d	Polaris Global Value	PGVFX	EW	E	35.52	22.49	18.55	11.03	1.72	2.79	20.64	89	****	32.0	
	Fn So Tn R2<60d	Wasatch World Invntrs	WAGTX	EW	E	33.70	23.31	16.63	6.96	1.82	2.62	23.56	82	****	31.4	
	Fn So Tn R2<60d	AmCent Intl Discv	TWEGX	EW	E	29.32	23.25	21.86	8.88	2.96	2.82	13.01	86	****	30.6	
	Fn S T R1<30d	Fidelity Worldwide	FWWFX	EW	E	31.55	21.96	20.86	8.87	3.04	2.83	24.62	86	****	30.4	
	F S Tn R2<90d	Price Gbl Stk	PRGSX	EW	E	32.55	24.01	23.56	9.10	3.11	3.05	24.17	92	****	30.3	
	Fn So Tn R2<7d	Gamco Gbl Grth	GICPX	EW	E	28.75	18.81	17.91	8.03	2.58	2.59	31.12	76	****	29.4	
	Fn So Tn R2<60d	Causeway Intl Val	CIVVX	EW	E	23.90	22.21	19.16	6.41	1.73	2.62	16.07	73	****	28.0	
	F S Tn R2<90d C	Price Intrntl Discovery	PRIDX	EW	E	24.38	17.30	17.86	6.73	2.26	2.45	55.74	69	****	28.0	
	F S T	Vanguard Global Eqty	VHGX	EW	E	27.64	17.86	17.11	8.62	2.54	2.64	23.47	74	****	28.0	
	Fn So Tn R2<90d	Oakmark Intrntl Small Cap	OAKEX	EW	E	27.68	20.60	19.07	3.24	0.73	2.56	17.28	71	****	27.8	
	Fn So Tn R2<90d C	Westcore Intrntl	WTIFX	EW	E	22.36	17.08	23.88	10.37	5.49	2.87	21.26	79	****	27.6	
	Fn So Tn R2<90d C	Artisan Intl SmCap	ARTJX	EW	E	29.13	21.37	18.98	9.51	3.72	3.01	27.06	83	****	27.5	
	Fn So Tn R1<30d	Lazard US Mid Cap	LZMOX	EW	E	32.60	18.67	15.89	9.75	3.49	2.93	16.32	80	****	27.4	
	F S T	Longleaf Intl	LLINX	EW	E	28.13	19.54	20.73	6.89	2.51	2.87	17.94	78	****	27.1	
	Fn S T R1<30d	Fidelity Overseas	FOFSX	EW	E	26.79	20.03	19.75	8.32	2.91	2.92	40.26	78	****	26.6	
	Fn So Tn R2<7d	Gamco Gbl Convertible	GAGCX	EW	E	14.14	9.88	8.80	4.18	1.69	1.46	22.00	39	****	26.4	
Fn So T	Forester Discovery	INTLX	EW	E	8.51	6.64	8.26	4.44	1.75	1.12	14.14	30	****	26.4		
Fn T R2<60d	Brown Intrntl	BCIIX	EW	E	27.36	17.14	17.49	6.63	2.49	2.70	11.96	71	****	26.3		
Fn So Tn	Janus Worldwide	JAVWXX	EW	E	27.52	17.45	17.91	8.31	2.04	2.81	59.96	73	****	26.0		
Fn So Tn	AmBcn Intrntl Eqty	AAIPX	EW	E	24.06	21.27	20.27	6.77	1.72	2.85	20.20	74	****	26.0		
Fn So Tn R2<90d	Toqueville Intl Value	TIVFX	EW	E	22.06	20.51	18.92	7.81								

Fund Style	Legend	Fund Name	Symbol	S	A	Ttl. % return (dividends + or - capital changes) last					V	NAV	CS	Rank	C	
						12m	9m	6m	3m	1m						
Growth/Income 45 funds followed.	Fn So Tn R.05<7d	US Gbl Invst Amrcn Eqty	GBTFX	EGI	E	35.55	23.49	19.01	10.07	2.83	2.43	32.18	91	*****	37.4	
	Fn So Tn	Hennsler Eqty	HEQFX	EGI	E	35.57	23.63	19.77	10.49	2.72	2.69	14.24	92	****	34.3	
	Fn So Tn	Westcore Growth	WTEIX	EGI	E	32.93	23.54	22.32	10.47	3.34	2.72	15.98	93	****	34.0	
	F S Tn	Price Growth & Income	PRGIX	EGI	E	32.95	21.29	17.99	10.77	2.88	2.67	29.68	86	****	32.2	
	So Tn	AmCent Income & Growth	BIGRX	EGI	E	35.73	21.83	16.23	11.21	2.37	2.79	36.24	87	***	31.3	
	Usually... Emphasis on stocks with dividends. Low or no bonds. Risk, dividend and growth emphasis varies.	Fn So Tn	Dreyfus Growth & Income	DGRIX	EGI	E	36.49	24.32	20.27	11.20	3.55	3.07	20.67	96	***	31.2
		Fn So Tn	Value Line Fund	VLIFX	EGI	E	30.86	19.13	18.10	9.68	2.86	2.61	13.50	81	***	30.9
		Fn So Tn	Wells Fargo Large Co	SDVIX	EGI	E	34.37	21.29	17.50	9.40	2.48	2.77	16.79	85	***	30.7
		Fn So Tn	Parnassus Eqty Incm	PRBLX	EGI	E	34.06	18.96	17.32	9.91	2.70	2.71	36.68	83	***	30.6
		F S T	Nicholas Equity Income	NSEIX	EGI	E	32.93	16.92	15.52	7.78	2.33	2.48	19.70	75	***	30.5
		F S Tn	Price Dividend Growth	PRDGX	EGI	E	30.36	17.99	14.82	9.31	2.30	2.48	33.65	75	***	30.2
		F S T	Vanguard 500 Index	VFINX	EGI	E	32.18	19.54	16.20	10.46	2.51	2.69	170.36	81	***	30.0
		F S T	Vanguard Grwth & Incm	VQNPX	EGI	E	32.59	19.96	16.32	10.70	2.56	2.74	39.54	82	***	30.0
		Fn S T	Fidelity Growth & Income	FGRIX	EGI	E	33.40	20.64	15.45	9.30	2.06	2.69	27.86	81	***	30.0
		Fn So Tn	Dreyfus S&P 500	PEOPX	EGI	E	31.76	19.25	15.99	10.38	2.48	2.67	48.85	80	***	29.9
		Fn So Tn	Dreyfus Displnd Stock	DDSTX	EGI	E	29.59	19.88	18.02	10.86	2.68	2.72	35.69	81	***	29.8
		Fn So Tn	Madison Dividend Incm	BHBFX	EGI	E	30.59	16.11	13.18	8.74	2.14	2.39	22.33	71	***	29.7
		Fn So Tn	Janus Growth & Income	JAGIX	EGI	E	32.25	19.14	14.73	9.28	2.62	2.64	44.47	78	***	29.6
Fn So Tn R2<30d		Domini Social Equity	DSEFX	EGI	E	32.85	20.57	17.34	9.47	1.64	2.77	43.48	82	***	29.5	
Fn S T		California Invest S&P 500 Indx	SPFIX	EGI	E	31.40	18.87	15.61	9.97	2.08	2.65	37.37	78	***	29.4	
F S T		Vanguard Equity Income	VEIPX	EGI	E	30.07	16.91	12.88	8.98	2.29	2.43	29.76	71	***	29.2	
Fn So Tn		Value Line Incm Grth	VALIX	EGI	E	19.54	11.22	10.64	6.53	1.58	1.73	9.82	50	***	28.7	
F S T	Vanguard Cap Value	VCVLX	EGI	E	43.86	27.33	18.09	9.50	2.53	3.55	14.40	101	***	28.6		
F S Tn	Price Equity Income	PRDFX	EGI	E	29.75	16.69	13.70	8.72	2.13	2.50	32.84	71	***	28.4		
F S T	Mairs & Power Growth	MPGFX	EGI	E	35.64	21.16	19.05	10.11	2.47	3.14	111.09	88	***	28.1		
Contrary 16 funds followed.	Fn So Tn	Marketfield	MFLDX	EC	E	16.93	11.18	8.76	2.79	1.71	1.38	18.52	41	***	30.0	
	Fn So Tn	Merger Fund	MERFX	EC	E	3.60	3.34	3.28	1.37	0.68	0.59	16.01	12	***	20.9	
	Fn So Tn	Rydex Invr Gov Bond	RYJUX	EC	E	17.51	13.77	6.50	3.09	1.94	2.54	10.00	43	**	16.9	
	Fn So Tn	Profunds Rising Rates	RRPIX	EC	E	17.52	14.04	6.83	3.68	2.30	2.97	8.45	44	**	14.9	
	ETF	Currency Euro	FXE	EC	E	3.84	7.00	5.48	1.60	1.24	1.47	135.99	19	**	13.0	
Real Estate 16 funds followed.	F S T R1<60d	Third Ave REIT	TAREX	ERE	E	16.42	11.67	9.80	3.86	0.84	2.06	28.82	43	**	20.7	
	S T	CGM Realty Fund	CGMRX	ERE	E	5.50	-1.10	4.43	1.95	-0.61	3.21	30.76	10	**	3.2	
	F S T R1<60d	Alpine Cyclical Adv PPTY	EUEYX	ERE	E	4.51	-0.86	6.92	0.04	-2.04	3.82	25.49	9	**	2.2	
	F S Tn R1<90d	Price REIT	TRREX	ERE	E	3.28	-2.48	-1.64	0.72	0.53	3.03	21.21	0	**	0.1	
	Fn So Tn	Cohen & Steers Realty Shares	CSRSX	ERE	E	3.09	-4.21	-2.70	-0.12	0.71	3.25	62.82	-3	**	-1.0	
Bond Short 18 funds followed Usually... Maturity less than 3 years.	Fn So Tn	Wells Fargo UltrShrt FI	STADX	BS	B	0.51	0.33	0.51	0.35	0.12	0.08	8.55	2	*****	23.3	
	F S Tn	Homestead Shrt Bond	HOSBX	BS	B	1.50	0.44	0.60	0.25	-0.19	0.26	5.22	3	***	10.1	
	Fn S T	Fidelity Short Term Bond	FSHBX	BS	B	0.49	0.30	0.70	0.15	-0.23	0.16	8.58	1	***	8.7	
	F S T	Weitz Shr Intrmdt Incm	WEFIX	BS	B	1.11	0.00	1.27	0.23	-0.01	0.32	12.50	3	***	8.2	
	Fn So Tn	Dreyfus Short Term Incm	DSTIX	BS	B	0.68	0.29	1.09	0.42	-0.20	0.31	10.64	2	***	7.4	
Bond Intrmdt 36 funds followed. Maturity varies 3-7 years.	Fn So Tn	Dreyfus Short-Intrmdt Govt	DSIGX	BI	B	-0.14	-0.10	0.33	0.34	0.29	0.11	10.53	1	***	6.2	
	Fn So T	Federated Intrmdt Incm	FIIFX	BI	B	0.83	-0.26	2.51	0.99	-0.51	0.82	9.48	4	***	4.4	
	Fn So Tn	Hennessey Core Bond	HCBFX	BI	B	-0.20	-0.61	1.83	0.63	-0.39	0.64	7.63	1	***	2.0	
	Fn So T	Aston Bond	CHTBX	BI	B	-1.15	-1.57	1.51	0.95	-0.20	0.86	10.53	0	***	-0.5	
	Fn So Tn R2<30d	BMO Shrt Intrmdt Bond	MAIBX	BI	B	-0.30	-0.97	0.95	0.26	-0.58	0.52	10.37	-1	***	-1.2	
Bond Long 10 funds followed. Usually... Maturity > 7 years.	ETF	PS Short Trsry 20yr	TBF	BL	B	11.95	9.96	4.81	2.68	1.76	2.26	32.89	31	*****	13.8	
	ETF	iShares Long Corp Bond	LQD	BL	B	-2.00	-1.72	2.75	1.89	0.22	1.21	114.19	1	***	0.9	
	F So T C	RidgeWorth Corp Bond	STICX	BL	B	-2.90	-2.75	1.35	1.07	-0.40	1.05	8.57	-4	***	-3.5	
	F S T	Vanguard LT InvGrd	VWESX	BL	B	-6.26	-5.68	0.52	0.83	-0.61	1.67	9.65	-11	***	-6.7	
	Fn So T	Rydex US Govt Bond 12	RYGBX	BL	B	-16.12	-13.06	-7.63	-4.01	-2.72	2.85	13.94	-44	***	-15.3	
Bond US Govt 18 funds followed. Usually... Maturity varies.	ETF	iShares Inter Gov	GVI	BU	B	-0.94	-1.19	0.63	-0.05	-0.46	0.49	109.42	-2	***	-4.1	
	Fn So Tn	Dreyfus GNMA	DRGMX	BU	B	-2.38	-2.14	0.30	-0.69	-0.70	0.63	14.94	-6	***	-8.8	
	F S T	Vanguard GNMA	VFIIX	BU	B	-2.44	-2.52	0.38	-0.82	-0.95	0.71	10.42	-6	***	-9.0	
	Fn S T	Fidelity Mortgage Security	FM SFX	BU	B	-2.00	-2.07	0.36	-0.82	-0.99	0.61	10.95	-6	***	-9.1	
	Fn S T	Fidelity Intrm Gov	FSTGX	BU	B	-1.37	-1.53	0.05	-0.41	-0.88	0.45	10.54	-4	***	-9.2	
	Fn S T	Fidelity GNMA	FGMNX	BU	B	-2.34	-2.51	0.44	-0.88	-0.97	0.67	11.21	-6	***	-9.4	
	ETF	iShares MBS Bond	MBB	BU	B	-1.95	-2.08	0.07	-0.80	-0.83	0.59	104.57	-6	***	-9.5	
	Fn So Tn	AmCent GNMA Income	BGNMX	BU	B	-2.54	-2.64	0.08	-0.67	-0.75	0.67	10.62	-7	***	-9.7	
	F S Tn	Price GNMA	PRGMX	BU	B	-2.69	-2.72	-0.12	-0.79	-0.95	0.69	9.43	-7	***	-10.6	
	Fn So Tn R2<30d	BMO Govt Income	MRIX	BU	B	-2.52	-2.56	-0.19	-0.67	-0.87	0.61	9.16	-7	***	-11.2	
Bond Flexible 26 funds followed. Usually... Maturity, risk and quality emphasis varies.	F S T R1<30d	Osterweis Strtgc Incm	OSTIX	BF	B	6.58	3.61	3.79	1.89	0.61	0.76	11.84	16	*****	21.6	
	Fn So Tn R2<90d	Westcore Flex Incm	WTLTX	BF	B	4.31	2.77	3.99	2.47	0.34	0.92	8.83	14	*****	15.1	
	Fn So Tn	Metropltn Strtgc Incm	MWSTX	BF	B	3.54	1.35	1.58	1.08	0.00	0.57	8.25	8	*****	13.3	
	Fn So Tn	Loomis Sayles Bond	LSBRX	BF	B	5.52	3.24	4.78	2.38	0.71	1.43	15.09	17	*****	11.7	
	F S Tn	Price Spectrum Income	RPSIX	BF	B	2.68	1.03	3.26	1.49	-0.08	0.98	12.76	8	***	8.5	
	F So Tn	Forward Income Bldr	AIAX	BF	B	4.80	0.80	4.18	2.74	0.38	1.54	15.34	13	***	8.4	
	Fn So Tn	Pimco Income	PONDX	BF	B	4.10	1.31	2.75	1.01	-0.26	1.12	12.26	9	***	7.9	
	Fn So Tn	Permanent Versatile Bond	PRVBX	BF	B	3.44	0.64	1.80	1.02	-0.34	0.90	59.51	7	***	7.3	
F S T	Dodge & Cox Income	DODIX	BF	B	0.64	0.10	1.97	1.15	-0.04	0.54	13.53	4	***	7.0		
Fn So Tn	Managers Bond	MGFIX	BF	B	1.06	-0.47	2.46	1.35	0.15	0.95	27.33	5	***	4.8		
Bond HiYield 26 funds followed. Usually... Less than BBB. Maturity varies.	Fn So Tn R2<180d	Buffalo High Yld	BUFHX	BH	B	9.40	5.92	5.21	2.18	0.79	0.89	11.79	24	*****	26.5	
	Fn So Tn R2<30d	Intrepid Income	ICM YX	BH	B	3.23	2.26	2.29	1.41	0.27	0.36	9.68	9	*****	26.1	
	Fn So Tn R2<90d	Federated High Yld	FHYTX	BH	B	11.68	6.66	7.26	3.75	0.30	1.34	6.77	30	*****	22.1	
	Fn So Tn	Wells Fargo Shrt HiYld	STHBX	BH	B	3.16	2.22	3.16	1.26	-0.02	0.51	8.27	10	*****	19.2	
	ETF	Guggnhm Blt 2015 HY	BSJF	BH	B	5.70	3.81	5.12	2.22	0.24	0.93	26.78	17	*****	18.3	
Bond World 18 funds followed. Quality, region, risk and maturity varies.	Fn So Tn	Artio Gbl Hincm	BJBHX	BW	B	8.86	5.28	5.49	3.09	0.36	1.16	10.57	23	*****	19.9	
	Fn S Tn	Payden Gbl Shrt Bond	PYGSX	BW	B	0.71	0.12	1.01	0.51	0.01	0.28	10.07	2	***	8.3	
	ETF	iShares Intrntl Tbond	IGOV	BW	B	-1.37	1.66	4.93	0.19	-0.08	1.51	100.19	5	***	3.5	
	Fn S Tn	Payden Gbl Fincm	PYGFY	BW	B	-1.18	-1.68	1.57	1.33	-0.09	0.92	8.47	0	***	-0.1	
	ETF	SPDR Intrntl TBond	BWX	BW	B	-3.58	0.10	3.70	-0.33	-0.23	1.49	57.74	0	***	-0.2	

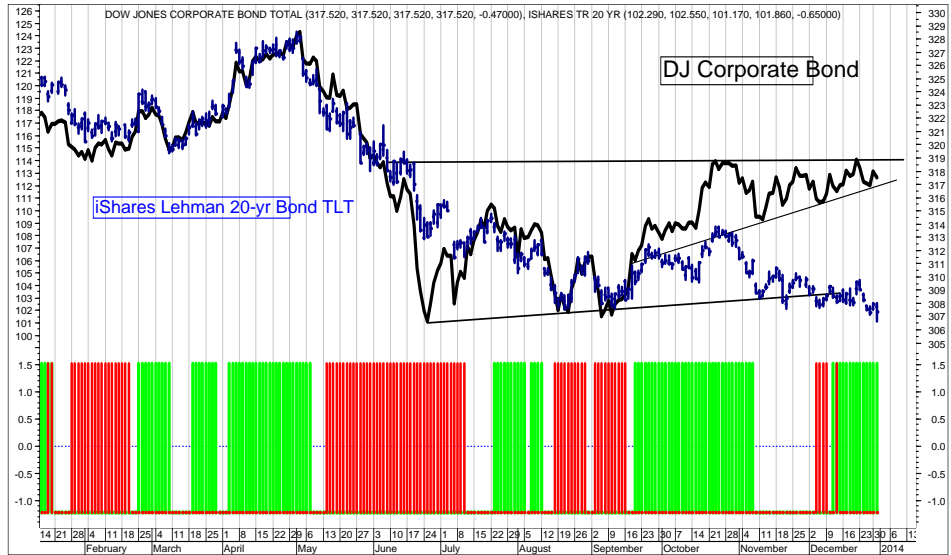
<

Interest Rates and Bond Prices

The bond market is nearing an intermediate-term break-out point as the solid lines come together on the DJ Corporate Bond price chart. The price spring is tightening; volatility is narrowing. Until it happens, though, we don't know which way it will go, either up or down. But, given the stronger economy, reduced government spending (see Special Report on Bonds at the web site), and the Fed tapering, the most likely direction is down (lower prices and higher yields).

The price chart also shows TLT, which is the 10-20 year Treasury Bond ETF. It is already selling off with the tapering news. There's no reason to think corporates won't follow suit.

So, we remain cautious on bonds. The primary, longer-term direction of interest rates is up. The secular bond bull market is over.



The SLM Bond Market Timing Model is shown on the bottom part of chart above; it is an intermediate-term (weeks to months) forecasting tool of the direction of bond prices and yields, which move inversely. If you see this as a PDF file from our web site, the green bars are buy/hold, the red bars are sell/avoid signals. White spaces indicate that the previous signal is still in effect. If you see this as a printed version, sell signals are darker, buy signals are lighter. The model is based on the corporate bond market (DJ Corporate Bond), not governments or high-yield.

MAAP: Income

If rates continue to generally rise in the years ahead, the safest place to invest for income is shorter-term bonds. The alternative is to buy individual bonds, rather than bond funds. I know, heresy, for a fund letter. But a bond fund has no set par value at which it will mature, unlike an individual bond, if rates continue to rise. Of course, all of the normal advice like diversify, monitor, stagger maturities, etc will apply to buying individual bonds, rather than a fund.

MONTHLY ACTIVITY

MONTH ENDING: 12/31/2013

MONTH END VALUATIONS

INCOME, selected & timed, style and asset allocated (bond, hybrid, cash)

Activity Date	Activity	Fund	Action Price	Number of Shares	Action Value	Symbol	Fund Style	Fund	Ending NAV	Number of Shares	Current Value	Percent of Total		
22-Feb	sell	BGNMX	11.07	2,292.0490	25,373	DLTNX	Bond Flex	DoubleLn Ttl Rtrn	10.78	2,404.179	25,917	11%		
24-May	sell	FBNDX	7.94	3,258.9673	25,876									
22-Aug	sell	MBB	103.66	375.5742	38,932									
22-Aug	sell	PONDY	12.04	1,720.7731	20,748									
									Cash	MoneyMarket	100	210,964.0000	210,964	89%
											Total Valuation=	236,881	100%	

MAAP: Aggressive Growth, Growth, and Balanced

PREVIOUS ACTIVITY			TO MONTH ENDING: 12/31/2013			MONTH END VALUATIONS						
AGGRESSIVE GROWTH, selected & timed, style allocated (equity, hybrid, cash)												
Activity Date	Activity	Fund	Action Price	Number of Shares	Action Value	Symbol	Style	Name	Ending NAV	Number of Shares	Current Value	Percent of Total
24-May	sell	OAKIX	24.11	1,688.7705	28,179	OAKBX	Hybrid	Oak Eqty Incm I	32.65	992.2481	32,397	6%
22-Aug	sell	ARTGX	14.13	1,965.4088	27,771	VILLX	Hybrid	Villere Blncd	25.56	2,347.4958	60,002	11%
22-Aug	sell	BUFBX	13.78	4,030.3771	55,539							
22-Aug	buy	GRSPX	25.93	1,566.9610	30,000	DVY	Eqty Gl	iShares DJ Slct Div	71.35	935.3500	66,737	12%
22-Aug	buy	DES	61.37	500.0000	30,685	SDY	Eqty Gl	Select SPDR Div	72.62	409.4200	29,732	5%
22-Aug	buy	FAMVX	59.61	503.2713	30,000	IWS	Eqty V	iShares Rus MidVal	65.71	562.2800	36,947	7%
20-Dec	sell	GRSPX	26.23	1,181.1410	30,981	WEHIX	Eqty SC	Weitz Hickory	58.65	530.5603	31,117	6%
20-Dec	sell	FAMVX	64.07	503.2713	32,245	DES	Eqty SC	Wtree Sml Cap Div	67.79	506.4800	34,334	6%
20-Dec	buy	JAVTX	64.26	497.9770	32,000	JAVTX	Eqty SC	Janus Venture	65.56	497.9770	32,647	6%
20-Dec	buy	OAKBX	32.25	992.2481	32,000							
						Cash	Money Market		100	231,095.0000	231,095	42%
										Total Valuation=	555,010	100%

GROWTH, selected & timed, style & asset allocated (equity, hybrid, cash)												
Activity Date	Activity	Fund	Action Price	Number of Shares	Action Value	Symbol	Fund Style	Fund	Ending NAV	Number of Shares	Current Value	Percent of Total
24-May	sell	OAKIX	24.11	1,870.0327	45,086	OAKBX	Hybrid	Oak Eqty Incm I	32.65	1,488.3721	48,595	5%
22-Aug	sell	ARTGX	14.13	3,144.6541	44,434	VILLX	Hybrid	Villere Blncd	25.56	3,754.3913	95,962	10%
22-Aug	sell	BUFBX	13.78	6,853.2000	94,437							
22-Aug	buy	GRSPX	25.93	1,735.4416	45,000	DVY	Eqty Gl	iShares DJ Slct Div	71.35	1,661.0500	118,516	12%
22-Aug	buy	DES	61.37	700.0000	42,959	SDY	Eqty Gl	Select SPDR Div	72.62	720.6900	52,337	5%
22-Aug	buy	FAMVX	59.61	754.9069	45,000	IWS	Eqty V	iShares Rus MidVal	65.71	816.8300	53,674	6%
20-Dec	sell	GRSPX	28.23	1,771.7016	50,015	WEHIX	Eqty SC	Weitz Hickory	58.65	848.8964	49,788	5%
20-Dec	sell	FAMVX	64.07	754.9069	48,367	DES	Eqty SC	Wtree Sml Cap Div	67.79	709.0700	48,068	5%
20-Dec	buy	JAVTX	64.26	746.9655	48,000	JAVTX	Eqty SC	Janus Venture	65.56	746.9655	48,971	5%
20-Dec	buy	OAKBX	32.25	1,488.3721	48,000							
						Cash	Money Market		100	445,141.0000	445,141	46%
										Total Valuation=	961,052	100%

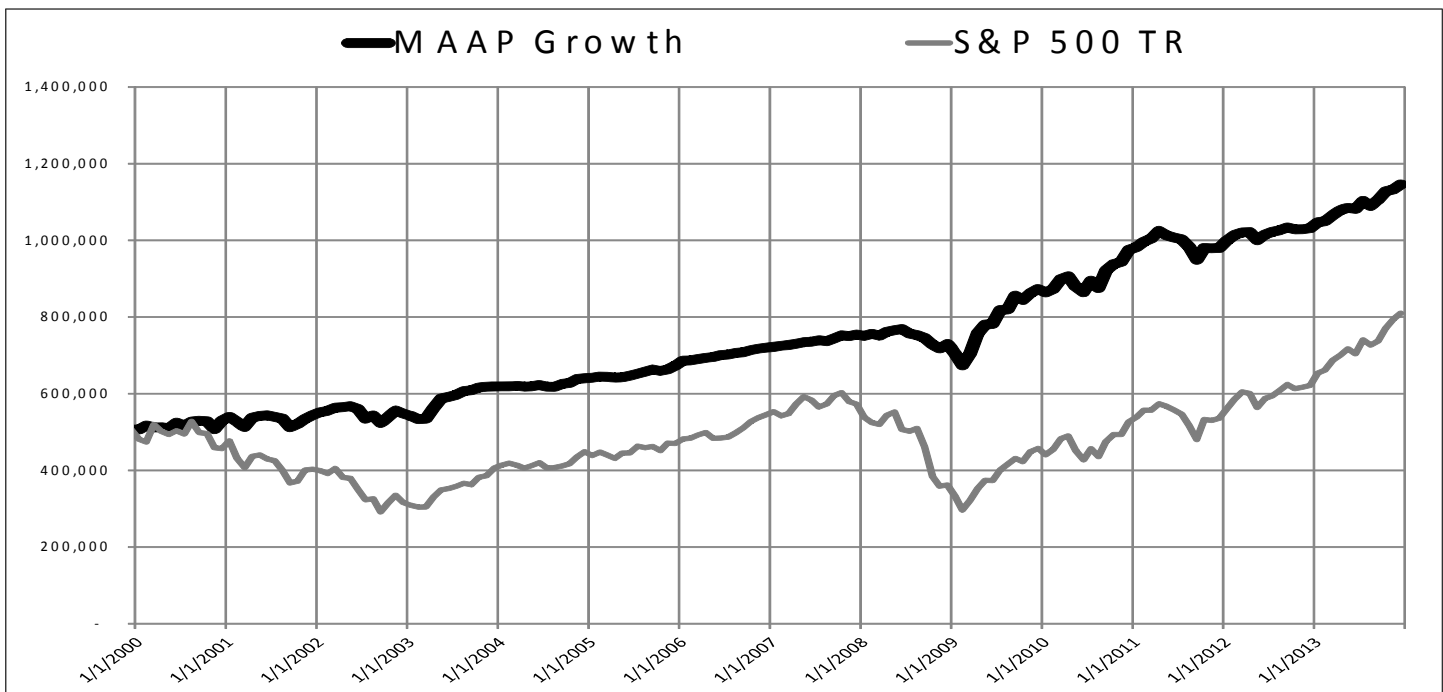
BALANCED, selected & timed, style & asset allocated (equity, hybrid, bond, cash)												
Activity Date	Activity	Fund	Action Price	Number of Shares	Action Value	Symbol	Fund Style	Fund	Ending NAV	Number of Shares	Current Value	Percent of Total
24-May	sell	OAKIX	24.11	1,636.2786	39,451	OAKBX	Hybrid	Oak Eqty Incm I	32.65	1,333.3333	43,533	5%
22-Aug	sell	ARTGX	14.13	2,751.5723	38,880	VILLX	Hybrid	Villere Blncd	25.56	3,285.0861	83,967	10%
22-Aug	sell	BUFBX	13.78	4,602.1467	63,418							
22-Aug	buy	GRSPX	25.93	1,542.6147	40,000	DVY	Eqty Gl	iShares DJ Slct Div	71.35	1,306.2000	93,197	11%
22-Aug	buy	DES	61.37	650.0000	39,891	SDY	Eqty Gl	Select SPDR Div	72.62	601.5800	43,687	5%
22-Aug	buy	FAMVX	59.61	671.0284	40,000	IWS	Eqty V	iShares Rus MidVal	65.71	683.0300	44,882	6%
20-Dec	sell	GRSPX	28.23	1,574.8547	44,458	WEHIX	Eqty SC	Weitz Hickory	58.65	742.7844	43,564	5%
20-Dec	sell	FAMVX	64.07	671.0284	42,993	DES	Eqty SC	Wtree Sml Cap Div	67.79	658.4200	44,634	6%
20-Dec	buy	JAVTX	64.26	669.566	43,000	JAVTX	Eqty SC	Janus Venture	65.56	669.566	43,870	5%
20-Dec	buy	OAKBX	32.25	1,333.3333	43,000	DLTNX	Bond Flex	DoubleLn Ttl Rtrn	10.78	4,789.4388	51,630	6%
						Cash	Money Market		100	317,520.0000	317,520	39%
										Total Valuation=	810,485	100%

PORTFOLIO CHANGES: I sold two laggards and bought two leaders last month in all three portfolios. I kept the cash allocation in each about the same.

WHAT TO DO NOW: As usual, this is a good time to weed out laggard funds and replace them with leaders. The four ETFs continue in the 3 comet category (60%), but as explained before, this doesn't mean they aren't going up, they are, but the return is not quite justifying their risk (volatility). The reason I hold them is for timing purposes. Because I am still cautious on stocks, I don't want to sell them and buy a fund that would restart the (at least) 3-month time frame must hold to avoid redemption charges

Market Timing and Asset Allocation

Comparing Strategies (Selecting & Timing vs Index Buy & Hold)



Like the stock market (S&P 500), the MAAP Growth portfolio is also at record new highs. The chart above shows these two measures (MAAP Growth above is shown without the annual 2% charge as if we managed it), so it reflects more accurately what a subscriber has achieved. The portfolio has more than doubled since 1/1/2000, while the market is up about 50%.

This long-term outperformance reflects our two-pronged approach to select the top funds and time the markets, trying to capture the main moves up and avoid the main moves down.

On an annual basis, our approach will alternately outperform and underperform the market. Is there room for improvement? We are investigating that.

TIMING POSITIONS (Intermediate is weeks to months. Long term is months to years. Bullish is an expected series over time of higher highs and higher lows. Bearish is an expected series of lower highs and lower lows. Neutral is an expected series of sideways, without a discernible trend.)

STOCKS: Neutral intermediate-term **Bearish** long-term
GOLD: Neutral **BONDS:** Bearish (p. 5)

STOCK MARKET COMMENTS (SUM: 2 bull, 7 neutral, 3 bear)

US Gov. fiscal policy, **bearish** (sequestration; healthcare fallout).
 Corporate activity **neutral** (peak earnings, max profit margins past).
 Economy, **neutral** (still modest growth).
 Inflation, **neutral** (moderate expectations of 2%, no surprises).
 World input, **bullish** (central banks easing, recessions lifting).
 Consumer, **neutral** (housing recovered, taxes up, income flat).
 Investor sentiment, **bearish** (too many bullish advisors and investors).
 Federal Reserve policy, **bullish** (but tapering in place).
 Market valuation, **neutral** (spread of earnings to bond yields is starting to narrow). (30,000 projected on DJ Industrials, but PE at 20x).
 Exogenous events, **neutral** (LIBOR fallout 4/14??).
 Hedge fund/leverage risk, **bearish** (margin debt records, IPO hot).
 Technical, **neutral**, (overbought).

As mentioned above, we are looking into making some changes to our fund market timing model.

It does a fantastic job of avoiding the major moves down (2000, 2001, 2002, 2008). It also does a superb job of capturing the first few years of the new bull market (2003, 2004, 2009, 2010, 2011). Where it typically lags is during the latter stages of a bull market (2005, 2006, 2007, 2012, 2013) when valuation is expensive, sentiment is too bullish, momentum is overbought, Central Banks tighten and so, the model turns from bullish to neutral to bearish. What happens though is the major trend up still remains in place for awhile longer before the next bear begins.

We will try to account for that, IF past success (avoiding the main declines and capturing the main advances) does not deteriorate. In other words, to change, the whole period must improve.

Performance Scoreboard

INDEXES, FUND STYLES & MAAP PORTFOLIOS	% RETURNS FROM THE PAST X MONTHS THRU 12/31/13					V Vol- atility	INDEX CLOSE		PERFORMANCE IN:					
	X= 12	9	6	3	1				2012	2011	2010	2009	2008	2007
World Growth Index*	28.79	19.68	18.16	9.07	2.20	2.7	99.38	-	16.44	-4.17	17.17	35.08	-39.25	9.15
Dow Jones Industrials	26.50	13.71	11.18	9.56	3.05	2.6	16576.66	-	7.26	5.53	11.02	18.82	-33.84	6.43
Standard & Poors 500	32.34	19.68	16.28	10.48	2.52	2.7	7562.69	-	15.88	0.00	12.78	23.45	-38.49	3.53
Russell 2000	38.82	23.52	19.82	8.72	1.97	3.2	5417.36	-	16.35	-5.45	25.31	25.22	-34.80	-2.75
Dow Jones World Index	20.78	13.63	14.95	6.80	1.65	2.4	314.19	-	13.72	-9.91	11.89	31.97	-42.85	8.43
Gold/Silver Index (XAU)	-49.18	-38.02	-6.66	-9.92	-2.67	7.3	84.15	-	-8.33	-20.28	34.67	35.85	-28.54	21.84
Dow Jones Ttl Bond	-1.45	-1.31	2.26	1.33	-0.06	1.0	317.52	-	10.81	8.51	8.54	17.89	1.80	5.24
Small Cap	38.72	24.40	19.90	8.62	2.30	3.2	Columns 2 through 6 are the average returns and column 7 is the average V (volatility) for all funds in each fund style. Usually, the larger the V the greater the risk.		14.00	-3.18	24.55	31.86	-39.13	-3.52
Mid Cap	35.09	21.26	18.43	8.63	2.72	2.9			14.79	-4.58	20.91	35.93	-41.93	6.00
Large Cap	33.29	21.44	18.56	9.85	2.58	2.9			15.68	-2.14	15.38	33.01	-39.89	5.81
Value	32.18	18.60	15.35	8.98	2.43	2.7			15.69	-1.81	14.54	30.13	-37.96	-6.44
Contrary	-10.28	-7.21	-5.48	-3.93	-0.93	2.4			-6.86	-11.34	-9.02	-5.99	5.36	-1.11
World/Intrntl Growth	18.48	13.64	15.33	5.90	1.42	2.8	For more information about these model portfolios, please see pages five and six.		18.27	-13.98	16.55	37.01	-47.03	x
Growth/Income	28.93	16.73	14.10	8.41	2.16	2.6			13.94	1.57	12.56	25.16	-36.20	0.47
Bond Long	-8.56	-7.21	-2.90	-1.55	-1.33	2.0			4.19	24.66	2.99	-8.70	11.91	6.19
Bond High Yield	5.74	3.15	4.79	2.73	0.10	1.1			12.93	3.52	5.41	30.64	-23.05	x
Bond World	-3.76	-2.47	1.94	0.42	-0.02	1.4			11.27	3.98	1.77	10.54	-7.34	4.74
MAAP Aggrsv Grth	11.69	7.67	6.18	3.77	0.96	1.1			3.73	-1.30	11.21	21.35	-10.73	4.30
MAAP Growth	11.16	7.43	6.06	3.83	1.25	1.1			4.09	-1.45	11.47	20.83	-5.75	3.39
MAAP Balanced	10.86	7.13	6.02	3.94	1.28	1.1			4.98	-2.11	13.43	24.69	-13.09	3.17
MAAP Income	-1.44	-1.62	-0.77	-0.11	-0.07	0.2			1.72	4.97	3.10	5.60	-4.78	4.32

*World Growth Index is a fully invested blend of 20% each in EEM (emrg mrkt), EFA (euro far east asia), IWM (rusl 2000), QQQ (nsdq 100), SPY (s&p 500). Data and MAAP include dividend reinvestments.

(MAAP portfolios deduct a simulated 2% fee, as if we managed it. Subscribers may generally add back 2% to the annual numbers to get your actual results.)

Managed Asset Allocation Program (MAAP)

Fund Selection. We monitor about 800 funds and ETFs. We separate them into their Asset class (Equity, Hybrid, Bond). We subdivide them into Styles like small, large, value, international, etc.. We rank the funds by their risk-adjusted (V volatility) relative performance to the market and peer group (CS). We pick them by that combined result C (risk adjusted relative performance).

Portfolio Allocation (market timing). We follow a straightforward approach to allocation: Overweight the Portfolio to the investment Style that is performing the strongest on a risk-adjusted basis. We may also use contrary (bear market) funds, and cash (money market funds).

Diversification. We diversify by fund company, investment style, and asset class. The funds themselves normally reduce specific company risk, so that the main investment risk is the market's direction (up or down).

MAAP. Our Managed Asset Allocation Program brings our proprietary fund selection and market timing models together. We EVOLVE, buying from the top 5%, holding as long as the fund is in the top 20%. If it drops below 4 comets, we evolve, selling that fund and buying from the top 5% again. We overlay market timing on this fund selection evolution. The results are four portfolios shown on pages 5 and 6. See Scoreboard above for comparative performances.

Watercourse Way Holdings, LLC publishes and owns *No-Load Mutual Fund Selections & Timing Newsletter*. It is normally posted to InvestmentST.com and mailed by the fifth business day of the month. Price data is through the previous month's end.

Email SMcKee@InvestmentST.com or call 1-800-800-6563 with any questions or comments.

To subscribe, please call 1-800-800-6563 or visit our web site InvestmentST.com or write to PO Box 830396 Richardson TX 75083-0396. Subscriptions are \$180.00 per 12 issues (12 months) or \$350.00 per 24 issues (two years). Subscriptions also include emailed hotline updates and special bonus reports. Subscriptions may be tax deductible. Subscribers who reside outside of the United States and receive the mailed issue must add \$36.00 for postage and special handling per each 12 issues. No additional cost for on-line retrieval only.

Disclaimer, Nothing in this Newsletter should be construed as an offer to buy or sell any securities. It does not consider your personal situation. The information herein is assembled from sources who are believed reliable, but the accuracy of data or advice cannot be guaranteed. Past performance does not guarantee future performance. No chart, strategy or tactic guarantees gains or losses. No assurances can be given that objectives will be met. The company, its officers, staff, and clients may or may not invest in the funds and/or in the proportions shown in this Newsletter. All disclaim any and all liability for any losses that may result from use of any data presented herein. All investments involve risk of loss. Read a fund's prospectus carefully before investing.

To reprint limited material, provide full credit, including name, address, phone number, and web site InvestmentST.com.

Copyright, ©, 1984-2013, Watercourse Way Holdings, LLC. All rights reserved.

Updates For NLMFS&T Newsletter

Three funds were deleted in December and three new funds added to the database in the same styles. The three new funds are MNEMX (Manning & Napier Emerging Markets; EW), LRIOX (Lazard US Reality Income; ERE), and WTSVX (Westcore Small Cap Value; ESC).

Please see page 28 for a new interesting chart.

Instruction Legend For Pages 10-28

Pages 10-28 list all of the funds that we track (about 800) in various categories. Pages 9-28 are electronic only (available on line at InvestmentST.com in PDF format); they are not included in the mailed version, which is the same first pages 1-8. The two letters are identical, except for their length. The database of no-load funds and ETFs is separated into three primary asset types (Hybrid (H), Equity (E), Bond (B)). Fidelity Select Funds (select) are also separated into a type. That is four separate asset types. (I also use cash as an asset type.)

The funds in each asset type are ranked by C, which is a fund's risk-adjusted relative performance. We assign the top 5% five comets (*****), the next 15% four comets (****), the middle 60% three comets (***) , the lower 15% two comets (**), and the worst 5% one comet (*). This dynamic ranking system means a fund's rank may change each month. The main selecting strategy is to buy from the top 5% of the funds in the NLMFS&T Newsletter and hold as long as the fund remains in the top 20% (first 5%, five *****, and next 15%, four ****). This 20% group is highlighted in green on the following pages. When (not if) a fund falls out of that top grouping, it is time to sell and reenter with a fund picked from the top 5%. Each month go through your portfolio to see where your funds are ranked. Evolve out of the laggards into the leaders.

This buy/sell selecting/evolving decision, however, may be mitigated by a few things. We want some diversification between styles (small cap, large cap, international, etc). We want to hold long enough to avoid short-term redemption charges by either the fund or broker. Taxes may also impact the decision. This selecting strategy may also be suspended during expected market timing considerations, such as an outright buy or sell. If we raise cash, for example, we may still sell a highly ranked fund.

Pages 10-28 are separated by asset type H, E, B, or Fidelity Select and then sorted alphabetically by fund name. Hybrid funds are shown on page 10. Equity funds are on pages 11-19. Bond funds are on pages 20-21. Fidelity Select funds are on page 22 (this should provide a relative view of the comparative performance of different industries). ETFs are listed separately on page 23, but are ranked according to their overall database rank within the asset type. Pages 24-27 show only the American Century, Fidelity, T. Rowe Price, and Vanguard families, as they are also ranked within the overall database rank. All listings are grouped by fives.

This selecting and timing strategy is an active asset allocation process over time. It is not buy/hold/forget. We believe funds come into and out of prominence, that no single fund is right forever. We also believe the market has value, that there are times to be in the market and times to be out of the market. In summary, we simply, consistently strive to make money and not lose it over bull and bear markets.

All Hybrid Funds Alphabetically

Legend	Fund Name	Symbol	Style	12m	9m	6m	3m	1m	V	NAV	Rank
F S T R1<60d	Alpine Foundation	ADBYX	HB	11.34	5.61	7.42	5.39	0.55	1.85	12.72	**
Fn So Tn	AmBcn Blncd	AABPX	HB	20.56	12.38	9.41	5.90	1.03	1.81	14.60	***
Fn So Tn	AmCent Blncd Investors	TWBIX	HB	17.35	10.65	9.77	6.45	1.17	1.73	18.21	***
Fn So Tn	AmCent One Ch Very Consvrt	AONIX	HB	4.27	2.25	3.81	1.89	0.16	0.86	11.58	**
Fn So Tn	AmCent Strtgc Agg	TWSAX	HB	19.84	12.79	12.38	6.41	1.57	2.07	8.53	***
Fn So Tn	AmCent Strtgc Consvrtv	TWSCX	HB	9.84	5.98	6.63	3.38	0.57	1.25	5.87	***
Fn So Tn	Aston Mntg Balncd	MOBAX	HB	14.86	8.36	9.35	6.53	1.02	1.82	23.79	***
F S T R1<180d	Berwyn Income	BERIX	HGI	15.82	12.76	9.98	4.40	0.82	1.32	14.01	*****
F S T	Bridgeway Mngd Volatility	BRBPX	HB	9.25	5.10	4.11	2.74	1.10	0.81	13.24	***
Fn So Tn R2<60d	Buffalo Flexible Incm	BUFBX	HB	16.68	8.35	7.63	5.12	1.34	1.48	14.30	***
S T C	CGM Mutual Fund	LOMMX	HGI	13.16	2.62	4.18	1.13	-3.51	3.18	32.16	**
F S T R1<60d	CornerCap Balanced	CBLFX	HB	22.93	13.38	10.31	6.83	1.64	1.97	15.06	***
F S T	Dodge & Cox Balanced	DODBX	HB	28.37	17.95	14.01	8.38	1.82	2.20	98.30	*****
Fn So Tn C	Dreyfus Balncd	THPBX	HB	18.48	10.74	9.04	4.71	-0.65	1.93	21.35	***
Fn S T	Fidelity AM Eqty 20%	FASIX	HA	5.16	3.27	4.31	1.83	0.37	0.77	13.32	***
Fn S T	Fidelity AM Eqty 50%	FASMX	HA	13.95	9.50	9.73	4.34	1.31	1.45	17.55	***
Fn S T	Fidelity AM Eqty 70%	FASGX	HA	20.13	13.76	13.33	5.95	1.91	1.95	20.52	***
Fn S T	Fidelity AM Eqty 85%	FAMRX	HA	25.16	17.22	16.06	7.28	2.38	2.28	17.11	****
Fn S T	Fidelity Balanced	FBALX	HB	20.50	13.79	12.74	7.30	1.91	1.87	22.75	*****
Fn S T	Fidelity Equity Income II	FEQTX	HGI	29.06	15.96	12.89	9.16	2.59	2.38	24.63	*****
Fn S T R1<30d	Fidelity Global Balanced	FGBLX	HGI	15.51	11.51	12.62	4.56	1.35	1.72	24.74	***
Fn S T	Fidelity Puritan	FPURX	HGI	20.34	13.77	13.12	7.03	1.57	1.86	21.23	*****
F So T	Forward Balncd	ACBIX	HB	5.83	2.26	4.08	3.04	0.29	1.32	15.33	**
F So Tn	Forward Incm/Grth	ACIGX	HGI	3.18	1.02	3.07	2.20	-0.06	1.05	14.21	**
F So Tn R2<90d	FPA Crescent	FPACX	HGI	21.95	13.74	10.48	6.46	1.83	1.87	32.96	*****
Fn So Tn R2<7d	Gamco Mathers Fund	MATRX	HGI	-15.02	-11.96	-10.51	-5.49	-1.30	1.43	7.58	*
Fn So Tn R2<60d	Greenspring Fund	GRSPX	HGI	18.13	10.87	9.06	2.13	0.20	1.64	26.47	***
Fn So Tn	Hatteras Alpha Hdgd	ALPHX	HGI	9.07	6.16	5.68	2.85	0.44	0.86	11.54	***
Fn So Tn	Hennessey Balanced	HBFBX	HB	11.54	5.77	3.84	3.76	0.74	1.24	12.68	***
Fn So Tn	Hennessey Eqty Incm	HEIFX	HB	14.75	7.97	7.08	5.05	0.63	1.58	15.54	***
So T	Holland Balanced	HOLBX	HB	23.14	13.24	9.77	8.45	2.20	2.09	19.26	***
F S T R1.5<60d	Hussman Strtgc Ttl Rtrn	HSTRX	HB	-8.49	-7.07	-0.66	-1.17	-1.52	1.11	10.98	*
Fn So Tn R2<30d	Intrepid Capital	ICMBX	HB	14.64	8.49	9.43	4.65	0.15	1.60	12.13	***
Fn So Tn	Janus Balanced	JABAX	HB	19.59	12.28	10.74	6.49	1.74	1.68	29.98	*****
Fn So T R2<30d	Kinetics Multi-Disc	KMDNX	HB	4.28	0.24	3.63	0.66	0.48	1.32	11.02	**
Fn So Tn R2<5d	Leuthold Core Invst	LCORX	HB	19.18	10.77	12.78	6.98	0.85	1.92	18.20	***
F S T	Mairs & Power Balanced	MAPOX	HB	19.02	10.56	10.40	6.17	1.23	1.97	82.31	***
Fn So Tn	ManningNap Blncd Cnsrvt	EXDAX	HB	7.64	3.98	5.53	2.88	0.71	1.16	13.61	***
Fn So Tn	Northern Incm Eqty	NOIEX	HGI	24.86	12.77	11.80	7.27	2.05	2.28	15.59	***
Fn So Tn	Oakmark Eqty Incm I	OAKBX	HB	24.24	17.02	15.87	7.11	2.08	1.94	32.65	*****
Fn So Tn	Pax World Balanced	PAXWX	HB	16.34	10.65	11.23	5.21	1.24	1.75	24.47	***
Fn So Tn	Permanent Portfolio	PRPFX	HB	-2.02	-2.56	6.07	0.44	0.40	1.59	43.06	**
Fn So Tn	Pimco All Asset	PASDX	HA	0.28	-0.41	3.94	1.17	0.03	1.44	12.08	**
Fn So Tn	Pimco All Asset All Authrty	PAUDX	HA	-5.90	-5.27	0.62	-0.98	-0.50	1.46	9.87	*
F S Tn	Price Balanced	RPBAX	HB	19.25	13.22	12.80	6.40	1.50	1.85	23.22	*****
F S Tn	Price Capital Appreciation	PRWCX	HGI	22.43	13.74	11.05	6.28	1.87	1.85	25.66	*****
F S Tn R2<90d	Price Intrntl Grth Incm	TRIGX	HGI	22.97	17.87	18.31	6.89	2.03	2.82	15.57	***
Fn So Tn	Rainier Balanced	RIMBX	HB	18.37	11.82	11.86	6.46	1.99	1.82	15.22	***
So Fn Tn	SIT Balanced	SIBAX	HB	18.36	11.00	10.97	6.97	1.74	1.83	20.24	***
Fn So Tn	Teton Westwood Balanced	WEBAX	HB	17.45	10.39	8.42	5.68	1.62	1.65	12.52	***
Fn So Tn	Teton Westwood Incm	WESRX	HGI	27.32	13.60	11.34	8.17	1.81	2.19	11.25	***
Fn So Tn	Value Line Asset Allctn	VLAAX	HB	20.32	12.18	11.86	5.71	1.23	1.89	26.96	***
F S T	Vanguard Balanced	VBINX	HB	17.96	10.76	9.99	5.86	1.32	1.71	27.53	***
F S T	Vanguard Star	VGSTX	HGI	17.80	11.93	11.78	5.85	1.35	1.78	23.89	***
F S T	Vanguard Wellesley Incm	VWINX	HB	9.19	5.00	5.55	3.73	0.81	1.22	24.85	***
F S T C	Vanguard Wellington	VWELX	HB	19.67	11.79	10.08	6.30	1.47	1.76	37.94	***
Fn So	Villere Balanced	VILLX	HB	22.89	17.04	12.20	6.74	2.46	2.06	25.56	*****
Fn So Tn	Weitz Balanced	WBALX	HB	15.46	8.32	6.53	4.00	1.10	1.26	14.02	***

Equity Funds Alphabetically

Legend	Fund Name	Symbol	Style	12m	9m	6m	3m	1m	V	NAV	Rank
F S T	Aegis Value	AVALX	EV	35.24	15.75	11.58	3.99	2.06	2.81	21.28	***
Fn So Tn R2<60d	AI Frank Fund	VALUX	EV	37.06	22.77	18.89	11.17	3.69	2.93	26.24	*****
F S T R1<60d	Alpine Cyclical Adv PPTY	EUEYX	ERE	4.51	-0.86	6.92	0.04	-2.04	3.82	25.49	**
F S T R1<60d	Alpine Intl Real Estate	EGLRX	ERE	-2.32	-4.97	3.49	-0.39	-0.52	3.59	23.14	**
F S T R1<60d	Alpine Realty Inc/Grth	AIGYX	ERE	0.97	-5.87	-4.33	-0.63	-0.17	3.12	17.35	**
Fn So Tn	Amana Grth	AMAGX	ELC	19.00	12.28	12.80	5.79	-0.19	2.18	32.00	***
Fn So Tn	Amana Incm	AMANX	EV	28.74	16.56	14.61	8.23	1.13	2.53	43.77	***
Fn So Tn R2<90d	AmBcn Emrg Eqty	AAEPX	EW	-0.36	0.59	9.44	2.25	-0.78	2.59	11.61	**
Fn So Tn	AmBcn Intrntl Eqty	AAIPX	EW	24.06	21.27	20.27	6.77	1.72	2.85	20.20	***
Fn So Tn	AmBcn LrgCap Value	AAGPX	ELC	34.46	20.81	14.88	9.76	2.02	2.77	27.26	***
Fn So Tn	AmBcn MidCap Value	AMPAX	EMC	39.66	22.36	17.24	8.42	2.40	3.00	14.15	***
Fn So Tn	AmBcn SmallCap Value	AVPAX	ESC	39.63	22.89	19.99	10.02	2.37	3.55	26.45	***
Fn So Tn	AmBcn Stphn SmlCap	STSGX	ESC	42.62	25.09	21.43	5.60	0.78	3.29	16.98	***
Fn So Tn	AmCent Cap Value	ACTIX	EV	31.32	18.81	13.27	9.68	2.07	2.64	8.86	***
Fn So Tn R2<60d	AmCent Emrg Mrkt	TWMIX	EW	0.25	0.92	8.66	5.02	-1.01	2.73	8.78	**
Fn So Tn	AmCent Equity Growth	BEQGX	ELC	32.94	20.35	16.64	11.04	2.33	2.80	30.76	***
Fn So Tn C	AmCent Equity Income	TWEIX	EGI	19.46	9.82	6.88	5.41	1.12	1.78	8.57	***
Fn So Tn R1<60d	AmCent Global Gold	BGEIX	EG	-51.31	-41.04	-9.98	-14.63	-2.99	7.67	8.75	**
Fn So Tn R2<60d	AmCent Global Grth	TWGGX	EW	30.89	22.72	20.74	9.44	2.82	2.61	12.45	*****
Fn So Tn C	AmCent Grwth Investors	TWCGX	ELC	29.37	19.79	18.04	9.38	3.25	2.60	32.66	***
Fn So Tn	AmCent Hertg Investors	TWHIX	EMC	31.02	19.64	17.90	6.27	2.18	2.41	25.48	*****
So Tn	AmCent Income & Growth	BIGRX	EGI	35.73	21.83	16.23	11.21	2.37	2.79	36.24	***
Fn So Tn R2<60d	AmCent Intl Discv	TWEGX	EW	29.32	23.25	21.86	8.88	2.96	2.82	13.01	***
Fn So Tn R2<60d	AmCent Intl Grth	TWIEIX	EW	22.95	17.83	17.73	7.34	2.35	2.86	13.66	***
Fn So Tn	AmCent Lrg Co Value	ALVIX	ELC	31.43	18.92	13.31	9.63	2.09	2.65	8.12	***
Fn So Tn	AmCent Midcap Value	ACMVX	EMC	29.92	16.42	12.82	7.91	2.01	2.51	15.73	***
Fn So Tn	AmCent Real Estate	REACX	ERE	1.29	-4.73	-2.75	0.10	0.75	3.14	23.37	**
Fn So Tn	AmCent Select Investors	TWCIX	ELC	30.21	22.53	21.22	11.58	3.38	2.83	56.22	***
Fn So Tn	AmCent Small Co	ASQIX	ESC	43.71	26.46	21.09	10.60	2.29	3.63	12.52	***
Fn So Tn R2<60d	AmCent SmlCap Grth	ANOIX	ESC	40.78	24.22	20.78	7.10	2.43	3.06	12.67	***
Fn So Tn	AmCent Ultra Investors	TWCUX	EMC	36.92	28.02	24.57	10.31	3.19	2.90	34.17	*****
Fn So Tn	AmCent Utilities Income	BULIX	EGI	18.20	5.38	3.81	4.34	0.71	3.13	16.17	**
Fn So Tn	AmCent Value	TWVLX	EV	31.10	17.24	12.70	8.87	2.14	2.57	8.22	***
Fn So Tn R2<60d	AmCent Veedot	AMVIX	ESC	38.99	24.34	16.74	10.40	1.48	2.87	9.45	*****
Fn So Tn	AmCent Vista Investors	TWCVX	ESC	27.28	16.16	14.10	3.64	-1.39	2.58	21.14	***
Fn So Tn C R2<365d	AMIDEX 35 Israel	AMDEX	EW	16.69	10.91	15.40	7.78	1.89	2.61	14.54	**
Fn So Tn	Ariel Aprprctn	CAAPX	ESC	46.21	26.53	21.26	11.42	4.49	3.58	55.72	***
Fn So Tn	Ariel Fund	ARFX	EMC	44.68	24.98	22.91	12.99	3.81	3.35	73.68	*****
Fn So Tn	Artio Glbl Eqty	BJGQX	EW	13.30	8.46	10.28	3.25	0.48	1.89	39.62	**
Fn So Tn C	Artio Intrntl Eqty	BJBIX	EW	12.37	8.21	9.30	1.84	-0.05	2.74	27.77	**
Fn So Tn R2<90d	Artisan Glbl Value	ARTGX	EW	31.12	20.55	16.52	8.69	2.61	2.46	15.34	*****
Fn So Tn R2<90d	Artisan Grth Opp	ARTRX	ELC	24.30	17.52	16.77	5.90	2.18	3.07	18.31	***
Fn So Tn R2<90d	Artisan International	ARTIX	EW	25.18	18.08	18.12	7.40	2.08	2.79	30.48	***
Fn So Tn R2<90d C	Artisan Intl SmCap	ARTJX	EW	29.13	21.37	18.98	9.51	3.72	3.01	27.06	***
Fn So Tn C	Artisan Mid Cap	ARTMX	EMC	37.39	26.38	22.45	5.93	3.23	3.25	47.62	***
Fn So Tn C	Artisan MidCap Val	ARTQX	EMC	35.79	16.76	15.71	7.19	2.51	2.91	27.00	***
Fn So Tn	Artisan Small Cap	ARTSX	ESC	42.82	27.67	23.47	7.12	2.49	3.16	29.62	*****
Fn So Tn C	Artisan SmCap Val	ARTVX	ESC	27.49	17.61	14.51	8.36	1.51	3.17	18.85	***
Fn So Tn	Artisan Value	ARTLX	ELC	25.75	13.01	13.01	5.91	0.98	2.31	13.43	***
Fn So T	Aston LMCG Sml Cap	ACWDX	ESC	42.25	25.50	18.03	8.66	4.03	3.70	13.83	***
Fn So Tn	Aston Mid Cap	CHTTX	EMC	44.49	25.77	18.10	9.20	4.34	3.64	43.97	**
Fn So Tn	Aston Mntg Grth	MCGFX	ELC	27.29	15.56	15.16	10.67	2.00	2.75	28.21	**
Fn So Tn R2<90d	Aston Real Estate	ARFCX	ERE	1.47	-5.61	-3.33	-0.03	0.34	2.93	10.70	**
Fn So Tn	Aston TMRO Divrsfd Eqty	ATLVX	EV	29.10	17.23	17.46	10.23	3.36	2.75	17.22	***
Fn So T C	Aston TMRO Sml Cap	ATASX	ESC	27.71	13.80	13.69	4.75	0.19	2.97	22.47	***
Fn So Tn	Aston Value	RVALX	EV	33.18	21.60	17.54	12.12	3.49	2.98	14.75	**
Fn So T	Auxier Focus	AUXFX	EMC	22.48	11.78	9.56	6.47	0.53	2.23	19.91	**
Fn So Tn	Baron Asset	BARAX	EV	38.88	21.62	20.79	10.62	3.66	2.74	62.08	*****
Fn So Tn	Baron Growth	BGRFX	ELC	38.32	22.00	19.87	7.96	2.61	2.63	72.37	*****
Fn So Tn	Baron Ipprtnty	BIOPX	EMC	37.55	26.39	21.17	8.34	4.98	2.66	19.60	*****
Fn So Tn	Baron Partners	BPTRX	EMC	47.63	24.42	22.23	10.11	3.41	3.54	33.32	**
Fn So Tn	Baron Small Cap	BSCFX	EV	37.77	22.37	20.37	10.03	3.63	2.76	34.79	*****
F S T R1<180d	Berwyn	BERWX	ESC	35.57	23.68	18.13	8.94	1.45	3.50	39.68	***
Fn So Tn R2<30d	BMO Emrg Mrkt	MEMYX	EW	-6.63	-8.73	-2.78	-1.68	-2.42	2.50	12.79	*

Equity Funds Alphabetically

Legend	Fund Name	Symbol	Style	12m	9m	6m	3m	1m	V	NAV	Rank
Fn So Tn R2<30d	BMO LgCap Grth/Incm	MASTX	ELC	27.98	17.90	16.46	7.99	-1.20	2.67	16.28	***
Fn So Tn R2<30d	BMO LgCap Value	MREIX	EGI	33.72	18.82	16.77	11.39	2.86	3.07	15.49	***
Fn So Tn R2<30d	BMO Mid Cap Growth	MRMSX	EMC	28.83	15.40	16.85	6.92	3.46	2.91	22.68	***
Fn So Tn R2<30d	BMO Mid Cap Value	MRVEX	EMC	38.49	22.12	17.24	9.33	2.48	2.91	16.14	***
Fn So Tn R2<30d	BMO Small Cap Grth	MRSXC	ESC	42.26	23.19	19.83	7.08	2.51	3.14	22.35	***
Fn So Tn R2<30d	BMO Small Cap Value	MRSYX	ESC	34.13	17.77	11.99	6.91	1.29	3.18	13.62	***
F S T	Brandywine	BRWIX	ESC	36.26	23.00	19.91	11.23	5.16	3.53	31.98	***
F S T	Bridgeway BIChip 35	BRLIX	ELC	31.67	17.90	14.09	11.19	2.44	2.80	10.73	***
F S T	Bridgeway Large Grth	BRLGX	ELC	37.19	23.22	18.96	9.36	2.54	3.21	19.15	***
F S T C	Bridgeway Large Val	BRLVX	ELC	37.77	20.38	17.40	10.68	2.57	2.93	21.39	***
F S T	Bridgeway Small Grth	BRSGX	ESC	48.52	27.54	19.53	6.11	1.12	3.68	17.99	***
F S T	Bridgeway Small Val	BRSVX	ESC	39.72	20.82	17.17	10.39	1.85	3.55	22.40	***
F So T R1<14d	Brown Growth	BIAGX	ELC	28.62	17.65	16.49	8.08	2.51	2.43	18.77	***
Fn T R2<60d	Brown Intrntl	BCIIX	EW	27.36	17.14	17.49	6.63	2.49	2.70	11.96	***
Fn So T R2<14d	Brown Midcap	BCMSX	EMC	27.67	16.23	14.40	4.57	1.40	2.67	25.42	***
F S T R1<14d	Brown Small	BIASX	ESC	40.54	27.16	22.22	8.31	2.29	2.93	18.62	****
Fn So Tn R2<60d	Buffalo Discovery	BUFTX	EA	36.61	25.81	23.51	7.66	3.71	3.38	19.94	***
Fn So Tn R2<60d	Buffalo Growth	BUFGX	ELC	35.40	25.82	20.94	8.95	4.19	3.20	34.85	***
Fn So Tn R2<60d	Buffalo Large Cap	BUFEX	ELC	32.76	23.60	19.19	9.90	3.15	2.86	23.43	***
Fn So Tn R2<180d	Buffalo Micro Cap	BUFOX	ESC	61.70	44.44	29.57	10.42	2.87	3.87	19.97	*****
Fn So Tn R2<60d	Buffalo Mid Cap	BUFMX	EMC	29.25	22.27	16.61	7.20	3.17	3.22	18.78	***
Fn So Tn R2<180d C	Buffalo Small Cap	BUFSX	ESC	44.15	31.28	20.85	7.14	1.52	3.31	37.32	****
F S T R2<180d	Caldwell & Oakin Mrkt Opprtnty	COAGX	EA	3.46	-4.38	-0.37	1.60	1.79	1.51	21.56	**
Fn S T	Calfrnia Invest S&P Mid Cap	SPMIX	EMC	32.79	16.93	15.81	7.76	2.75	3.04	28.80	***
Fn S T	Calfrnia Invest S&P SmCap	SMCIX	ESC	39.52	25.03	20.42	9.10	1.18	3.15	21.35	***
Fn S T	California Invest S&P 500 Indx	SPFIX	EGI	31.40	18.87	15.61	9.97	2.08	2.65	37.37	***
Fn So Tn R2<60d	Causeway Intl Val	CIVVX	EW	23.90	22.21	19.16	6.41	1.73	2.62	16.07	***
Fn So Tn R1<90d	Century SmCap	CSMVX	ESC	35.56	22.45	21.56	10.29	3.75	2.81	33.53	****
S T	CGM Focus	CGMFX	EA	37.61	20.57	19.33	10.74	4.89	4.40	40.32	***
S T	CGM Realty Fund	CGMRX	ERE	5.50	-1.10	4.43	1.95	-0.61	3.21	30.76	**
Fn So Tn R2<60d	Chase Grth	CHASX	ELC	32.31	22.39	19.91	12.77	3.82	2.79	13.69	****
Fn So Tn	Chesapk Core Grth	CHCGX	ELC	31.32	25.38	22.57	9.66	2.30	2.94	21.34	***
Fn So Tn	Clipper Fund	CFIMX	EV	34.22	19.20	15.10	11.11	2.49	2.86	92.07	***
Fn So Tn	Cohen & Steers Realty Shares	CSRSX	ERE	3.09	-4.21	-2.70	-0.12	0.71	3.25	62.82	**
F S T R1<60d	CornerCap Small Value	CSCVX	ESC	45.65	32.20	25.61	11.50	2.22	3.82	16.14	***
Fn So Tn C	CRM Mid Cap Value	CRMMX	EMC	33.10	21.01	17.49	9.94	4.83	2.88	34.04	***
Fn So Tn	CRM Sml Cap Value	CRMSX	EMC	37.80	21.95	19.84	9.64	2.11	3.55	23.24	***
Fn So Tn	CRM Sml Mid Cap Value	CRMXX	EMC	33.59	18.94	18.46	9.53	4.51	2.85	17.67	***
ETF	Currency Euro	FXE	EC	3.84	7.00	5.48	1.60	1.24	1.47	135.99	**
F S T	Dodge & Cox Intl Stock	DODFX	EW	26.31	21.88	19.85	7.82	1.71	3.27	43.04	***
F S T	Dodge & Cox Stock	DODGX	ELC	40.55	25.78	19.56	11.82	2.75	2.97	168.87	****
Fn So Tn R2<30d	Domini Social Equity	DSEFX	EGI	32.85	20.57	17.34	9.47	1.64	2.77	43.48	***
Fn So Tn	Dreyfus Appreciation	DGAGX	EA	21.45	12.98	13.54	8.75	2.22	2.29	52.43	***
Fn So Tn	Dreyfus Displnd Stock	DDSTX	EGI	29.59	19.88	18.02	10.86	2.68	2.72	35.69	***
Fn So Tn	Dreyfus Fund	DREVX	ELC	32.33	21.48	19.69	10.50	2.46	2.74	11.89	****
Fn So Tn	Dreyfus Growth & Income	DGRIX	EGI	36.49	24.32	20.27	11.20	3.55	3.07	20.67	***
Fn So Tn	Dreyfus Intrnl Stock	DIISX	EW	21.12	16.37	17.30	5.37	1.52	2.93	16.93	***
Fn So Tn	Dreyfus Mid Cap Index	PESPX	EMC	32.86	17.27	16.24	8.22	3.02	3.05	36.75	***
Fn So Tn C	Dreyfus Research Growth	DREQX	ELC	35.65	25.91	23.14	10.98	3.58	2.94	14.08	****
Fn So Tn	Dreyfus S&P 500	PEOPX	EGI	31.76	19.25	15.99	10.38	2.48	2.67	48.85	***
Fn So Tn	Dreyfus Small Cap Index	DISSX	ESC	42.02	26.05	21.40	9.75	1.42	3.22	29.63	***
Fn So Tn C	Dreyfus Third Century	DRTHX	ELC	32.42	18.15	14.08	8.07	1.32	2.70	14.23	***
Fn So Tn R2<60d	Driehaus Emrg Mrkt	DREGX	EW	8.92	4.45	8.35	3.76	0.03	2.56	32.53	**
Fn So Tn R2<60d	Driehaus Intl Dis	DRIDX	EW	17.09	12.68	14.22	5.67	1.94	2.34	32.61	***
F S T R2<60d	Fairholme	FAIRX	ELC	35.54	25.04	17.78	7.26	-0.34	3.96	39.20	***
Fn So Tn	FAM Equity Income	FAMEX	EGI	29.79	14.41	13.49	6.81	1.53	2.59	24.77	***
Fn So Tn	FAM Value Fund	FAMVX	ESC	32.96	18.32	14.69	7.23	1.38	2.54	61.81	***
Fn So Tn C	Federated Kaufmann	KAUFX	EMC	40.55	25.53	22.49	10.93	2.85	3.05	6.17	****
Fn So Tn	Federated Mid Cap Indx	FMDCX	EMC	33.21	17.48	16.42	8.31	3.07	3.08	27.67	***
Fn S T R1.5<90d	Fidelity Aggrsv Grth	FDEGX	EA	37.87	23.34	18.92	9.78	3.23	2.85	28.50	****
Fn S T R1<30d	Fidelity Aggrsv Intl	FIVFX	EW	21.65	14.55	17.67	8.09	2.76	2.88	16.75	***
Fn S T	Fidelity Blue Chip Growth	FBGRX	ELC	39.84	28.24	23.19	10.96	3.20	3.13	63.37	****
Fn S T	Fidelity Capital Appreciation	FDCAI	ELC	35.95	23.21	20.57	10.98	2.68	3.10	36.18	***
Fn S T	Fidelity Contra	FCNTX	ELC	34.15	22.87	20.40	10.52	2.48	2.81	96.14	****
Fn S T	Fidelity Convertible Securities	FCVXS	EGI	24.06	15.09	12.46	6.53	1.90	2.49	31.11	***

Equity Funds Alphabetically

Legend	Fund Name	Symbol	Style	12m	9m	6m	3m	1m	V	NAV	Rank
Fn S T	Fidelity Disciplined Equity	FDEQX	ELC	36.64	22.34	19.61	11.97	2.84	2.93	32.32	****
Fn S T R1<30d	Fidelity Diversified Intl	FDIVX	EW	25.19	19.90	19.33	8.33	2.52	3.00	36.91	***
Fn S T	Fidelity Dividend Growth	FDGFX	ELC	31.61	20.34	18.24	9.65	2.17	2.78	35.39	***
Fn S T R1.5<90d	Fidelity Emrg Asia	FSEAX	EWR	3.80	4.12	10.81	5.04	-0.17	2.49	30.64	**
Fn S T R1.5<90d	Fidelity Emrg Mrkt	FEMKX	EW	3.88	1.81	8.60	3.83	-0.50	2.55	24.09	**
Fn S T R1<30d	Fidelity Europe	FIEUX	EWR	26.31	21.37	20.56	8.40	2.89	3.10	38.89	***
Fn S T R1<30d	Fidelity Europe Cap App	FECAX	EWR	25.83	21.42	20.69	8.49	2.89	3.22	23.55	***
Fn S T R.75<30d	Fidelity Export & Multintl	FEXPX	ELC	25.21	14.58	13.63	8.72	1.52	2.35	24.34	***
Fn S T C	Fidelity Fifty	FFTYX	EV	38.04	24.75	21.17	9.59	3.38	2.84	27.87	****
Fn S T	Fidelity Fund	FFIDX	ELC	29.00	17.61	16.16	10.20	2.16	2.66	42.65	***
Fn S T	Fidelity Growth & Income	FGRIX	EGI	33.40	20.64	15.45	9.30	2.06	2.69	27.86	***
Fn S T C	Fidelity Growth Company	FDGRX	ELC	37.60	26.84	22.09	8.01	2.88	3.09	119.88	***
Fn S T	Fidelity Independence	FDFFX	ELC	40.22	27.03	24.38	11.62	3.52	3.36	36.23	****
Fn S T R1<30d	Fidelity Intrntl Discvry	FIGRX	EW	24.94	18.73	19.10	7.62	2.55	3.04	40.50	***
Fn S T R1.5<90d	Fidelity Japan	FJPNX	EWR	23.65	10.60	7.00	0.70	-0.12	3.58	12.04	**
Fn S T R1.5<90d	Fidelity Latin America	FLATX	EWR	-17.23	-15.76	-1.49	-2.94	-1.72	3.61	31.25	*
Fn S T R1.5<90d	Fidelity Levrg Co Stk	FLVCX	EMC	35.11	20.26	16.52	8.59	2.87	3.01	43.24	***
Fn S T R1.5<90d	Fidelity Low Priced Stock	FLPSX	ESC	34.31	21.68	16.50	7.86	1.72	2.62	49.46	***
Fn S T	Fidelity LrgCap Stock	FLCSX	ELC	39.24	25.69	19.79	11.16	3.04	2.99	27.23	****
Fn S T	Fidelity Magellan	FMAGX	EMC	35.30	23.98	20.55	10.54	2.45	2.82	92.37	****
Fn S T	Fidelity Mega Cap	FGRTX	ELC	33.23	21.76	16.47	10.38	2.21	2.67	15.42	***
Fn S T R.75<30d	Fidelity Mid Cap Stock	FMCSX	EMC	38.97	22.84	19.46	8.30	3.74	2.95	39.51	****
Fn S T	Fidelity New Millennium	FMILX	ELC	37.19	23.06	19.42	9.51	3.51	2.83	39.47	****
Fn S T	Fidelity OTC	FOCPX	ESC	46.50	36.75	25.87	7.99	4.16	3.33	77.39	*****
Fn S T R1<30d	Fidelity Overseas	FOSFX	EW	26.79	20.03	19.75	8.32	2.91	2.92	40.26	***
Fn S T R1.5<90d	Fidelity Pacific Basin	FPBFX	EWR	27.43	14.91	14.91	3.81	0.53	3.03	27.66	***
Fn S T R.75<90d	Fidelity Real Estate	FRESX	ERE	1.53	-5.59	-4.04	-0.79	0.95	3.19	31.93	**
Fn S T R2<90d	Fidelity Small Cap Stock	FSLCX	ESC	29.79	18.64	18.22	7.59	2.99	2.81	20.94	***
Fn S T R1.5<90d C	Fidelity Small Cap Value	FCPVX	ESC	37.08	17.66	17.91	9.37	1.56	3.43	20.04	***
Fn S T	Fidelity Stock Slctr AllCap	FDSSX	ELC	34.06	22.03	18.60	9.22	3.16	2.70	35.59	****
Fn S T R1.5<90d	Fidelity Stock Slctr SmCap	FDSCX	ESC	36.75	22.11	19.20	8.60	2.99	3.01	26.18	***
Fn S T	Fidelity Trend	FTRNX	ELC	34.93	25.50	22.75	11.02	3.02	2.77	86.62	*****
Fn S T	Fidelity Utilities	FIUIX	EGI	20.50	9.57	10.93	6.62	2.49	3.15	22.01	**
Fn S T	Fidelity Value	FIDLX	EV	37.07	20.90	17.18	9.27	3.33	2.98	103.58	***
Fn S T	Fidelity Value Strategies	FVSLX	EV	30.42	18.45	16.12	9.47	2.51	2.83	40.95	***
Fn S T R1<30d	Fidelity Worldwide	FWWFX	EW	31.55	21.96	20.86	8.87	3.04	2.83	24.62	***
F So Tn	Flex Muirfield	FLMFX	ELC	30.32	19.05	18.48	9.73	2.18	2.82	6.95	***
F So Tn	Flex Quantex	FLCGX	ELC	41.36	24.41	18.71	9.65	2.64	3.24	35.04	***
Fn So Tn C	FMI Common Stk	FMIMX	ESC	32.01	19.79	19.29	8.70	3.46	2.73	28.66	***
Fn So Tn	FMI Focus	FMIOX	ESC	40.70	22.54	20.11	6.70	0.35	3.73	39.93	***
Fn So Tn	FMI Large Cap	FMHIX	ELC	30.48	17.13	13.61	8.74	2.87	2.60	20.86	***
Fn So T	Forester Discovery	INTLX	EW	8.51	6.64	8.26	4.44	1.75	1.12	14.14	***
Fn So T	Forester Value	FVALX	EV	9.62	2.99	2.65	4.73	0.82	1.35	12.35	**
F So T C	Forward Agrsv Grth	ACAIX	EA	5.78	0.97	3.86	3.12	0.78	1.63	14.45	**
F So Tn	Forward Extnd Mrkt	ASMCX	ESC	31.33	19.38	16.77	10.10	2.49	2.91	37.39	***
F So T	Forward Growth Allctn	AGALX	ELC	8.98	3.20	5.92	3.98	0.86	1.88	14.91	**
F So Tn	Forward Grth/Incm	AGIIX	EGI	8.06	3.31	5.23	3.64	0.58	1.59	15.74	**
F So T	Forward SmallCap Eqty	FFSCX	ESC	37.73	21.94	14.87	6.23	3.24	3.28	22.01	***
Fn So Tn R2<7d	Gabelli Asset	GABAX	EV	32.38	18.61	16.54	9.20	3.04	2.68	65.31	***
Fn So Tn R2<7d	Gabelli Equity Incm	GABEX	EGI	29.63	15.60	13.85	8.27	2.25	2.67	28.58	***
Fn So Tn R2<7d	Gamco Gbl Convertible	GAGCX	EW	14.14	9.88	8.80	4.18	1.69	1.46	22.00	***
Fn So Tn R2<7d	Gamco Gbl Grth	GICPX	EW	28.75	18.81	17.91	8.03	2.58	2.59	31.12	***
Fn So Tn R2<7d	Gamco Gbl Telecomm	GABTX	EWR	24.86	20.33	17.74	8.10	2.44	3.14	24.85	***
Fn So Tn R2<7d	Gamco Gold	GOLDX	EG	-51.30	-39.08	-4.72	-15.20	-4.03	8.46	10.71	*
Fn So Tn R2<7d	Gamco Growth	GABGX	ELC	33.97	22.88	19.94	10.85	2.92	2.77	46.62	****

Equity Funds Alphabetically

Legend	Fund Name	Symbol	Style	12m	9m	6m	3m	1m	V	NAV	Rank
Fn So Tn R2<7d C	Gamco International	GIGRX	EW	12.09	9.21	13.50	2.70	2.52	2.29	23.08	**
Fn So Tn R2<7d	Gamco Small Cap Grth	GABSX	ESC	35.73	21.10	17.88	8.60	2.37	2.91	48.30	***
ETF	Guggnhm Multi Ast In	CVY	EV	19.50	8.35	9.67	5.79	0.73	2.11	24.77	***
Fn So Tn R2<30d	Guinness China HK	ICHKX	EWR	6.45	12.64	19.16	5.70	-0.37	3.38	30.86	***
F S T	Harbor Capital Appreciation	HACAX	ELC	37.66	28.76	25.80	11.94	3.56	2.97	56.69	*****
F S T R2<30d	Harbor Commodity	HACMX	EC	-14.93	-14.35	0.83	-2.42	0.00	2.53	5.92	**
Fn So Tn R2<60d	Harbor Intrntl	HIINX	EW	16.40	14.12	16.20	4.67	2.13	2.50	70.33	***
F S T R2<60d	Harbor Intrntl Growth	HAIGX	EW	14.22	8.85	14.12	4.13	1.10	2.45	13.01	**
F S T	Harbor Large Cap Value	HAVLX	EV	30.10	17.20	17.39	8.56	3.07	2.74	11.32	***
F S T	Harbor Mid Cap Grth	HAMGX	EMC	36.02	23.71	18.53	8.60	3.90	2.69	10.80	****
F S T C	Harbor Small Cap Grth	HASGX	ESC	44.78	25.78	20.57	11.19	3.48	3.90	14.93	***
Fn So Tn R2<10d	Heartland Value	HRTVX	EV	32.11	22.53	21.39	10.21	1.60	2.98	48.12	***
Fn So Tn R2<10d C	Heartland Value Plus	Hrvix	ESC	34.15	21.73	22.14	11.51	2.57	3.76	35.82	***
Fn So Tn	Hennessey Cmrnst Grth	HFCGX	EMC	35.89	19.63	20.74	12.66	3.53	3.17	17.00	***
Fn So Tn	Hennessey Focus	HFCSX	EMC	35.33	22.23	17.03	9.04	3.35	2.72	65.99	****
Fn So Tn	Hennessey Gas Utility	GASFX	EA	24.88	9.48	11.20	5.99	2.81	3.24	26.50	**
Fn So Tn	Hennessey SmCap Fin	HSFNX	EA	36.28	20.86	17.82	9.37	1.43	3.37	25.48	***
Fn So Tn	Hennsler Eqty	HEQFX	EGI	35.57	23.63	19.77	10.49	2.72	2.69	14.24	****
Fn So Tn R1<30d	Hodges Fund	HDPMX	EMC	57.24	33.47	21.97	10.62	-0.05	3.64	35.63	****
F S Tn R2<30d	Homestead Small Co	HSCSX	ESC	36.01	21.97	17.46	8.76	2.59	3.25	36.86	**
F S Tn R2<30d	Homestead Value	HOVLX	EV	34.61	16.88	13.85	10.02	2.36	3.16	45.46	***
F S T R1.5<60d	Hussman Strtg Grth	HSGFY	EMC	-7.66	-5.36	-5.72	-3.42	-2.18	0.99	9.89	**
Fn So Tn	Icon Consumer Stpl	ICLEX	EA	20.91	8.74	8.35	7.16	0.17	2.42	10.95	**
Fn So Tn	Icon Healthcare	ICHCX	EA	44.95	26.63	22.84	12.98	0.43	3.40	19.15	****
Fn So Tn	Icon Informtn Tech	ICTEX	EA	24.78	20.28	23.20	10.93	3.25	3.28	12.69	**
F So Tn	ING Corp Leaders	LEXCX	EGI	28.51	14.76	12.41	9.34	3.22	2.49	31.71	**
Fn So Tn R2<30d	Intrepid All Cap	ICMCX	EV	18.53	9.23	8.52	4.02	-0.29	1.68	10.64	***
Fn So Tn R2<30d	Intrepid Small Cap	ICMAX	ESC	11.79	7.01	7.99	3.85	-0.28	1.37	15.84	***
ETF	iShares Canada	EWC	EW	5.29	4.89	13.04	4.42	1.61	2.14	29.16	**
ETF	iShares China	FXI	EW	-2.18	7.14	18.54	3.96	-3.94	4.65	38.37	**
ETF	iShares Cohen&Str REIT	ICF	ERE	-1.73	-7.06	-5.65	-1.85	0.38	3.05	74.72	**
ETF	iShares DJ Slct Div	DVY	EGI	28.85	15.29	13.24	8.39	2.47	2.54	71.35	***
ETF	iShares EAFE Indx	EFA	EW	21.40	17.04	18.10	6.07	2.16	3.09	67.10	***
ETF	iShares Emrg Mrkt Stk	EEM	EW	-3.69	-0.13	9.53	3.46	-0.42	2.65	41.80	**
ETF	iShares Europe 350	IEV	EW	24.12	22.84	23.04	8.06	2.89	3.33	47.45	**
ETF	iShares Gold	IAU	EG	-28.26	-24.74	-2.59	-9.39	-3.71	4.26	11.68	*
ETF	iShares Latin Amr	ILF	EW	-12.57	-12.19	2.44	-1.60	-1.53	3.75	37.04	*
ETF	iShares Mexico	EWV	EW	-1.62	-6.98	5.57	7.82	2.48	3.46	68.00	**
ETF	iShares Prfrd	PFF	EGI	-0.99	-3.89	-2.11	-0.05	-1.29	0.96	36.83	*
ETF	iShares REIT	IYR	ERE	1.16	-6.64	-3.25	-0.19	0.90	3.09	63.08	**
ETF	iShares Russel 2000	IWM	ESC	38.69	23.49	20.22	8.62	2.02	3.25	115.36	***
ETF	iShares Russel Micro	IWC	ESC	45.21	29.26	22.83	10.11	2.11	3.42	75.12	****
ETF	iShares Russel MidVal	IWS	EV	33.23	17.00	15.14	8.54	2.80	2.88	65.71	***
ETF	iShares Silver	SLV	EG	-36.30	-31.79	-1.37	-10.48	-2.75	7.10	18.71	**
ETF	iShares Slct Div	IDV	ELC	18.50	15.92	21.13	5.16	1.82	3.42	37.94	**
Fn So Tn	Janus	JANSX	ELC	29.64	21.11	18.92	9.93	2.68	2.57	41.09	****
Fn So Tn	Janus Contrarian	JSVAX	EMC	38.51	23.69	20.84	13.01	2.04	3.43	20.90	***
Fn So Tn	Janus Enterprise	JAENX	EMC	30.63	19.37	16.40	8.08	3.01	2.60	81.57	***
Fn So Tn	Janus Gbl Life Science	JAGLX	EWR	55.74	35.78	28.23	10.09	3.54	3.69	43.01	*****
Fn So Tn	Janus Gbl Select	JORNX	EW	26.98	17.91	19.13	8.73	1.61	3.21	12.66	**
Fn So Tn	Janus Gbl Tech	JAGTX	EWR	35.22	26.87	24.09	10.87	4.67	2.90	23.61	****
Fn So Tn	Janus Growth & Income	JAGIX	EGI	32.25	19.14	14.73	9.28	2.62	2.64	44.47	***
Fn So Tn	Janus Overseas	JAOSX	EW	12.10	14.24	16.21	7.81	-0.14	3.74	36.85	**
Fn So Tn R2<90d	Janus Perkins Gbl Value	JGVAX	EW	21.06	12.01	8.89	5.40	1.02	1.95	14.03	***
Fn So Tn	Janus Research	JAMRX	ELC	35.12	24.07	20.34	11.86	3.54	2.98	43.68	****
Fn So Tn C	Janus Twenty	JAVLX	EMC	33.10	26.69	23.51	11.39	3.22	2.68	63.48	*****
Fn So Tn	Janus Venture	JAVTX	ESC	41.74	27.56	21.39	8.48	3.53	2.78	65.56	*****
Fn So Tn	Janus Worldwide	JAWWX	EW	27.52	17.45	17.91	8.31	2.04	2.81	59.96	**
Fn So Tn	Jensen Qlty Grth	JENSX	ELC	32.33	19.32	16.86	10.80	2.25	2.74	37.78	***
F So T R2<90d	Kalmar ValueSmCap	KGSCX	ESC	43.14	29.83	23.01	8.66	2.24	3.19	22.81	****
Fn So T R2<30d	Kinetics Internet	WWWFX	EA	44.28	30.50	24.78	12.72	4.27	2.94	59.27	*****
Fn So T R2<30d	Kinetics Intrntl	WWWEX	EW	28.59	18.98	17.59	7.00	0.10	3.03	6.05	***
Fn So T R2<30d	Kinetics Paradigm	WWNPX	EA	44.07	28.39	19.51	9.44	1.53	3.18	34.35	****
Fn So T R2<30d	Kinetics SmCap Opp	KSCOX	ESC	59.40	35.54	24.21	12.10	1.47	3.76	40.12	*****
F So Tn R2<30d	Laudus Intrntl	SWOIX	EW	22.66	16.22	17.62	6.09	2.25	2.77	24.00	**

Equity Funds Alphabetically

Legend	Fund Name	Symbol	Style	12m	9m	6m	3m	1m	V	NAV	Rank
Fn So Tn R1<30d C	Lazard Emrg Mkt Eqty	LZOEX	EWR	-1.14	0.11	8.15	1.65	-0.69	2.86	19.14	**
Fn So Tn R1<30d	Lazard Intl Eqty	LZIOX	EW	20.55	15.75	17.40	7.46	2.45	2.80	18.00	***
Fn So Tn R1<30d	Lazard US Mid Cap	LZMOX	EW	32.60	18.67	15.89	9.75	3.49	2.93	16.32	***
Fn So Tn R1<30d	Lazard US Realty	LRIOX	ERE	1.99	-9.01	-5.67	-0.67	-0.91	2.42	7.43	**
Fn So Tn R1<30d	Lazard US Small Cap Open	LZCOX	ESC	35.47	21.12	18.33	8.23	3.88	3.00	15.41	***
T	Legg Mason Emrg Mrkt	LMEMX	EW	-8.03	-4.64	4.47	0.46	-1.66	2.80	19.01	**
T	Legg Mason Intl Eqty	LMGEX	EW	19.94	14.46	16.37	6.38	1.83	2.96	14.50	**
T	Legg Mason Opp	LMOPX	EMC	66.82	38.00	27.18	14.16	3.68	5.28	16.61	***
T	Legg Mason Spcl Invest	LMASX	ELC	35.08	20.21	17.05	10.91	4.08	3.14	38.41	***
T	Legg Mason Value Trust	LMVTX	EV	37.15	23.12	19.26	9.77	2.20	3.22	58.36	***
Fn So Tn	Leuthold Grizzly Short	GRZZX	EC	-26.61	-16.28	-14.67	-7.22	-4.32	2.77	7.97	*
F So T R1<30d	LKCM Aquinas Grth	AQEGX	ELC	26.74	17.89	18.79	7.63	3.00	2.63	21.44	***
F So T R1<30d	LKCM Aquinas Small Cap	AQBLX	ESC	32.40	22.55	20.28	8.59	1.34	3.23	9.39	***
F So T R1<30d	LKCM Aquinas Value	AQEIX	EV	33.61	19.98	16.58	7.82	3.52	2.66	17.99	***
F S T R1<30d	LKCM SmCap	LKSCX	ESC	35.11	23.96	20.65	8.56	1.37	3.27	28.33	***
F S T	Longleaf Intl	LLINX	EW	28.13	19.54	20.73	6.89	2.51	2.87	17.94	***
F S T	Longleaf Partners	LLPFX	EV	32.12	18.35	20.52	9.75	2.42	3.12	33.75	***
F S T C	Longleaf Small Cap	LLSCX	ESC	30.45	16.39	13.51	5.65	4.34	2.41	32.46	***
Fn So Tn	Madison Dividend Incm	BHBFX	EGI	30.59	16.11	13.18	8.74	2.14	2.39	22.33	***
Fn So Tn	Madison Investors	MINVX	EV	29.09	16.53	13.98	9.80	2.80	2.35	23.14	***
Fn So Tn	Madison MidCap	GTSGX	EMC	31.67	18.06	16.03	10.10	2.60	2.68	9.48	***
F S T	Mairs & Power Growth	MPGFY	EGI	35.64	21.16	19.05	10.11	2.47	3.14	111.09	***
Fn So Tn	Managers Brandywine Mid	BWAFX	EMC	32.15	18.00	17.29	10.23	4.86	3.12	9.70	**
Fn So Tn	Managers Micro Cap	MMCFX	ESC	56.00	35.73	24.77	9.57	2.13	3.73	47.91	****
Fn So Tn	Managers Special Equity	MGSEX	ESC	45.06	28.75	22.68	7.25	0.86	3.32	87.24	***
Fn So Tn	ManningNap Emrg Mrkt	MNEMX	EW	9.65	10.39	14.61	4.62	-0.84	2.62	11.40	**
Fn So Tn	Marketfield	MFLDX	EC	16.93	11.18	8.76	2.79	1.71	1.38	18.52	**
Fn So Tn R2<30d	Marsico 21st Centr	MXXIX	ELC	41.96	28.46	23.12	10.03	2.32	3.05	19.86	****
Fn So Tn R2<30d	Marsico Focus	MFOCX	ELC	38.10	23.81	18.59	11.41	2.71	3.20	20.42	**
Fn So Tn R2<30d	Marsico Global	MGLBX	EW	41.99	29.96	22.76	11.35	1.75	3.15	14.21	****
Fn So Tn R2<30d	Marsico Growth	MGRIX	ELC	35.24	22.47	19.34	9.90	2.83	3.08	22.10	**
Fn So Tn R2<30d	Marsico Intrntl Opp	MIOFX	EW	19.91	14.73	15.64	3.93	1.47	2.26	15.80	***
Fn So Tn R1<60d	Matrix Ad Value	MAVFX	EV	40.93	24.99	16.61	11.16	2.51	3.29	57.15	***
Fn So Tn R2<90d	Matthews Asia Dividend	MAPIX	EW	11.27	3.60	5.88	0.18	-1.45	2.64	15.60	**
Fn So Tn R2<90d	Matthews Asia Grth	MPACX	EW	19.36	9.84	7.37	1.78	-0.06	2.94	21.17	**
Fn So Tn R2<90d	Matthews Asia GrthIncm	MACSX	EW	4.83	0.41	3.00	1.11	-0.26	2.25	18.91	**
Fn So Tn R2<90d	Matthews China	MCHFV	EWR	6.83	10.17	17.83	5.44	-1.56	3.11	22.84	**
Fn So Tn R2<90d	Matthews India	MINDX	EWR	-5.90	-3.75	4.35	10.66	3.31	5.14	16.28	**
Fn So Tn R2<90d	Matthews Japan	MJFOX	EWR	34.03	17.22	10.60	0.28	0.28	3.80	16.20	**
Fn So Tn R2<90d	Matthews Korea	MAKOX	EWR	10.10	15.00	21.06	7.07	1.64	3.08	5.95	**
Fn So Tn R2<90d	Matthews Pacific Tiger	MAPTX	EWR	3.63	0.83	5.45	3.04	-0.25	2.73	24.99	**
Fn So Tn	Merger Fund	MERFX	EC	3.60	3.34	3.28	1.37	0.68	0.59	16.01	**
F S T R2<60d	Meridian Growth	MERDX	EMC	28.53	16.71	15.39	7.89	3.13	2.48	37.24	***
F S T R2<60d	Meridian Value	MVALX	EV	34.78	21.31	19.06	8.26	3.16	3.00	43.95	***
Fn So Tn R1<30d	Midas	MIDSX	EG	-46.72	-34.60	2.99	-9.21	-0.72	8.09	1.38	*
F So C	Monetta	MONTX	EMC	34.89	22.83	18.33	8.71	2.23	2.89	18.45	***
Fn So Tn	Muhlenkamp	MUHLX	EGI	34.43	20.16	14.93	9.12	2.06	2.89	68.03	**
Fn So Tn R2<60d	Needham Aggrsv Grwth	NEAGX	ESC	36.26	32.05	17.29	6.14	2.86	3.41	22.66	**
Fn So Tn R2<60d	Needham Grwth	NEEGX	ESC	34.68	23.19	15.09	7.71	2.62	2.99	45.06	**
F So T	Neubrgr Bermn Focus	NBSSX	ESC	35.44	21.35	18.38	9.79	2.84	2.48	27.56	****
F So T	Neubrgr Bermn Genesis	NBGNX	EMC	36.99	23.09	21.33	9.17	2.65	2.80	41.73	****
F So T C	Neubrgr Bermn Guardian	NGUAX	ELC	38.92	21.28	19.13	9.98	3.27	2.94	19.39	**
Fn So T	Neubrgr Bermn LrgCap Val	NPRTX	ELC	31.39	19.25	16.21	10.24	3.07	2.59	31.28	**
F So T C	Neubrgr Bermn MidCap Gr	NMANX	EMC	31.93	20.68	18.42	7.72	3.31	2.54	14.14	****
F So T C	Neubrgr Bermn MidCap Val	NBREX	EMC	36.45	19.23	15.85	7.60	1.96	2.73	18.44	**
F So T C	Neubrgr Bermn SmlCap Gr	NBMIX	ESC	47.14	31.53	24.75	9.15	4.43	3.37	28.28	****
F S T	Nicholas Equity Income	NSEIX	EGI	32.93	16.92	15.52	7.78	2.33	2.48	19.70	**
F So T	Nicholas Fund	NICSX	ELC	40.18	23.52	21.63	10.95	3.34	3.06	64.62	****
F S T	Nicholas II Income	NCTWX	EMC	32.74	20.82	18.51	8.17	2.61	2.46	26.38	****
F S T	Nicholas Limited Edition	NCLEX	ESC	36.13	22.31	18.37	7.90	1.81	2.83	27.05	**
Fn So Tn R2<30d	Northern Intrntl Eqty	NOIGX	EW	24.12	19.33	20.45	6.17	1.51	3.16	10.02	**
Fn So Tn	Northern LrgCap Eqty	NOGEX	ELC	29.53	20.57	17.16	10.84	3.26	2.52	20.02	****
Fn So Tn	Northern LrgCap Grth	NOEQX	ELC	31.78	22.61	20.99	10.35	2.53	2.77	32.19	****
Fn So Tn	Northern LrgCap Value	NOLVX	EV	35.60	21.45	15.08	10.73	2.62	2.76	12.91	**
Fn So Tn	Northern SmlCap Grth	NSGRX	ESC	38.78	23.53	20.07	8.90	1.74	3.16	20.95	**

Equity Funds Alphabetically

Legend	Fund Name	Symbol	Style	12m	9m	6m	3m	1m	V	NAV	Rank
Fn So Tn	Northern SmlCap Value	NOSGX	ESC	36.44	21.49	18.60	10.08	1.91	3.16	20.79	***
Fn So Tn	Oak Pin Oak Aggrsv Stk	POGSX	EA	36.49	25.86	17.87	10.96	3.07	2.85	45.93	****
Fn So Tn	Oak White Oak Grth Stk	WOGSX	ELC	30.88	18.40	15.91	11.37	2.69	3.00	56.85	***
Fn So Tn	Oakmark	OAKMX	EV	37.29	25.28	18.91	11.55	3.02	2.86	63.63	****
Fn So Tn	Oakmark Global	OAKGX	EW	34.12	23.69	18.08	6.03	2.04	3.32	30.15	**
Fn So Tn	Oakmark International	OAKIX	EW	29.34	22.77	18.32	4.56	0.71	3.62	26.32	***
Fn So Tn R2<90d	Oakmark Intrntl Small Cap	OAKEX	EW	27.68	20.60	19.07	3.24	0.73	2.56	17.28	***
Fn So Tn R1<90d	Oberweiss Emerging Growth	OBEGX	ESC	56.71	39.74	30.29	11.46	6.09	3.70	30.84	*****
Fn So Tn R1<90d	Oberweiss Micro Cap	OBMCX	ESC	64.75	44.35	34.93	12.83	5.30	4.12	20.05	*****
Fn So Tn	Parnassus Eqty Incm	PRBLX	EGI	34.06	18.96	17.32	9.91	2.70	2.71	36.68	**
Fn So Tn	Parnassus Fund	PARNX	ELC	34.22	26.88	19.01	8.93	4.45	3.42	45.86	***
Fn So Tn	Permanent Aggrsv Grwth	PAGRX	EA	42.86	27.95	28.38	13.48	5.22	3.58	67.67	****
Fn So Tn R2<90d	Perritt Micro Cap Opp	PRCGX	ESC	46.26	28.13	22.36	11.98	2.72	3.86	36.67	**
Fn So Tn	Pimco Stk Plus	PTDX	ELC	29.90	17.41	16.62	10.49	2.02	2.89	10.00	**
F S T R1<180d	Polaris Global Value	PGVFX	EW	35.52	22.49	18.55	11.03	1.72	2.79	20.64	****
F S Tn	Price Blue Chip Growth	TRBCX	ELC	41.57	30.90	26.25	12.78	3.34	3.22	64.60	*****
F S Tn	Price Capital Opportunity	PRCOX	ELC	32.73	20.28	17.01	10.57	2.51	2.70	21.72	***
F S Tn R1<90d C	Price Diversfd SmlCap Grth	PRDSX	ESC	44.18	28.10	24.06	9.28	2.30	3.17	24.99	****
F S Tn	Price Dividend Growth	PRDGX	EGI	30.36	17.99	14.82	9.31	2.30	2.48	33.65	**
F S Tn R2<90d C	Price Emrg Mkt Stk	PRMSX	EW	-4.69	-2.46	4.92	1.41	-1.45	2.59	32.22	**
F S Tn	Price Equity Income	PRFDX	EGI	29.75	16.69	13.70	8.72	2.13	2.50	32.84	**
F S Tn R2<90d	Price European Stock	PRESX	EWR	35.43	29.69	25.72	10.44	3.30	3.13	21.45	****
F S Tn R2<90d	Price Gbl LrgCap	RPSEX	EW	20.11	13.42	15.70	7.53	1.00	2.58	20.50	**
F S Tn R2<90d	Price Gbl Stk	PRGSX	EW	32.55	24.01	23.56	9.10	3.11	3.05	24.17	**
F S Tn	Price Growth & Income	PRGIX	EGI	32.95	21.29	17.99	10.77	2.88	2.67	29.68	****
F S Tn	Price Growth Stock	PRGFX	ELC	39.20	29.22	25.25	11.97	3.59	3.03	52.57	*****
F S Tn R2<90d C	Price Intrntl Discovery	PRIDX	EW	24.38	17.30	17.86	6.73	2.26	2.45	55.74	**
F S Tn R2<90d	Price Intrntl Stock	PRITX	EW	14.27	11.48	14.60	4.41	1.70	2.38	16.30	**
F S Tn R2<90d	Price Japan	PRJPX	EWR	29.97	15.40	9.77	2.21	1.02	3.64	10.20	**
F S Tn R2<90d	Price Latin America	PRLAX	EWR	-15.95	-15.77	0.07	-3.96	-1.86	3.86	30.01	*
F S Tn C	Price Mid Cap Growth	RPMGX	EMC	36.89	22.33	19.09	7.86	3.47	2.88	72.78	**
F S Tn C	Price Mid Value	TRMCX	EV	31.53	17.38	16.00	9.15	3.47	2.74	30.05	**
F S Tn	Price New America Growth	PRWAX	EMC	37.73	27.14	24.77	11.27	3.30	2.75	44.17	****
F S Tn R2<90d C	Price New Asia	PRASX	EWR	-0.53	-0.24	5.49	2.95	-0.30	2.07	16.01	**
F S Tn C	Price New Era	PRNEX	EA	15.72	8.54	14.76	5.43	3.16	2.51	44.42	**
F S Tn C	Price New Horizons	PRNHX	ESC	49.11	31.47	24.27	8.70	3.06	3.19	46.27	*****
F S Tn R1<90d	Price REIT	TRREX	ERE	3.28	-2.48	-1.64	0.72	0.53	3.03	21.21	**
F S Tn C	Price Science & Technology	PRSCX	EA	43.70	33.77	26.41	13.53	6.19	3.47	39.10	*****
F S Tn C	Price Small Cap Stock	OTCFX	ESC	37.65	22.33	18.95	8.58	2.21	2.99	44.56	**
F S Tn R1<90d C	Price Small Cap Value	PRSVX	ESC	32.74	19.66	18.44	9.74	1.79	2.92	50.37	**
F S Tn	Price Spectrum Growth	PRSGX	EMC	28.59	19.59	18.34	8.70	2.45	2.60	23.98	**
F S Tn	Price Value	TRVLX	EV	37.30	21.55	16.69	10.57	2.49	2.89	33.77	**
Fn S T C	Primary Trend	PTFDX	EGI	19.14	11.07	8.94	4.96	1.74	1.85	13.18	**
F S T	Primecap Odys Agg Grth	POAGX	EMC	54.80	33.55	22.14	6.90	1.67	3.45	29.65	****
F S T	Primecap Odys Grth	POGRX	ELC	39.30	20.41	15.35	6.83	1.66	2.96	23.61	**
Fn So Tn	Profunds Bear	BRPIX	EC	-26.65	-18.39	-15.18	-10.16	-2.69	2.76	11.23	*
Fn So Tn	Profunds Nasdaq 100	OTPIX	ELC	33.91	26.77	23.12	11.41	2.83	2.89	112.61	****
Fn So Tn	Profunds Rising Rates	RRPIX	EC	17.52	14.04	6.83	3.68	2.30	2.97	8.45	**
Fn So Tn	Profunds Shrt SmCap	SHPIX	EC	-31.57	-22.59	-18.67	-9.51	-2.31	3.34	4.66	*
Fn So Tn	Profunds Ultra Bear	URPIX	EC	-45.95	-33.28	-28.04	-19.10	-5.29	5.35	7.88	*
Fn So Tn	Profunds Ultra Bull	ULPIX	EA	68.23	39.05	32.98	20.94	4.82	5.29	82.82	**
Fn So Tn	Profunds Ultra Nas 100	UOPIX	EA	79.94	60.97	51.68	24.21	5.77	5.87	64.13	****
ETF	PS Agrcltr	DBA	EA	-13.24	-6.37	-2.61	-4.11	-2.38	1.78	24.25	*
ETF	PS Commodity	DBC	EC	-7.63	-6.04	2.11	-0.39	0.59	2.27	25.66	**
ETF	PS Dynmc Mrkt	PWC	ELC	41.18	22.90	22.24	12.83	1.27	3.67	68.26	**
ETF	PS Dynmc OTC	PWO	ESC	44.70	28.63	20.96	10.87	2.37	3.82	69.30	**
ETF	PS Energy	DBE	EA	4.33	0.14	7.29	3.52	1.60	2.81	29.15	**
ETF	PS Gold	DGL	EG	-29.63	-25.92	-3.17	-9.85	-3.97	4.43	40.36	*
ETF	PS High Yield Eqty	PEY	EMC	30.54	15.18	12.44	8.20	1.32	2.77	11.85	**
ETF	PS Oil	DBO	EA	6.78	2.59	6.87	0.95	3.63	3.21	27.70	**
ETF	PS QQQ	QQQ	ELC	36.63	28.73	24.18	11.86	2.92	2.97	87.96	*****
ETF	PS Short Dow 30	DOG	EC	-24.10	-14.84	-11.88	-9.62	-3.19	2.74	26.11	*
ETF	PS Silver	DBS	EG	-38.32	-33.45	-1.34	-11.41	-3.53	7.52	32.29	*
Fn So Tn	Rainier Large Cap Eqty	RIMEX	ELC	31.77	20.79	19.42	10.75	3.52	2.87	29.70	**
Fn So Tn	Rainier Mid Cap Eqty	RIMMX	EMC	30.20	17.50	17.41	7.79	2.92	2.73	52.01	**

Equity Funds Alphabetically

Legend	Fund Name	Symbol	Style	12m	9m	6m	3m	1m	V	NAV	Rank
Fn So Tn C	Rainier Small/Mid Cap Eqty	RIMSX	ESC	33.29	19.25	17.63	7.67	2.62	2.87	47.86	***
Fn So Tn C	RBB Lng/Shrt Eqty	BPLEX	EC	7.59	1.60	1.60	3.69	-0.18	1.22	19.36	**
Fn So Tn R1<60d	RBB SmCap II	BPSCX	ESC	34.40	21.98	19.90	8.07	1.52	3.00	21.08	***
Fn So Tn	RBB Value	BPAVX	EV	38.92	23.88	16.57	9.63	3.33	2.97	20.95	***
Fn So T	Reynolds Blue Chip Growth	RBCGX	ELC	34.88	22.63	19.95	9.00	2.88	2.93	74.49	***
Fn So Tn R2<90d	Rice Hall James Micro	RHJSX	ESC	47.34	31.87	26.81	11.04	2.90	3.34	28.76	*****
Fn So Tn	Rice Hall James Mid Cap	RHJVX	EMC	34.28	19.32	18.03	9.71	2.72	3.42	18.53	***
Fn So Tn	Rice Hall James Small Cap	RHJMX	ESC	34.90	22.76	18.03	7.88	1.28	2.94	16.97	***
F So T	RidgeWorth Intrntl Eqty	STITX	EW	20.91	17.79	18.76	6.86	1.84	3.10	12.27	***
F So T	RidgeWorth MidCap Value	SMVTX	EMC	31.21	18.05	16.54	8.27	2.78	3.03	13.63	***
Fn So Tn R1<180d	Royce Div Value	RYDVX	EV	30.73	19.37	17.91	8.59	1.87	2.89	8.98	***
Fn So Tn R1<180d	Royce Low Priced	RYLPX	ESC	12.91	11.38	14.31	3.97	1.41	2.45	13.62	**
F S Tn R1<180d	Royce Micro Cap	RYOTX	ESC	21.29	18.41	17.71	6.96	0.15	2.85	16.68	***
F S Tn R1<180d	Royce Opportunity	RYPNX	ESC	43.49	26.65	21.10	10.70	2.87	3.63	15.54	***
F S Tn R1<180d	Royce Pennsylvania	PENNX	EA	35.25	22.76	21.23	9.53	2.33	3.21	14.73	***
F S Tn R1<180d C	Royce Premier Invst	RYPRX	EA	27.73	19.73	18.40	7.86	3.35	3.01	22.11	***
F S Tn R1<180d C	Royce Special Eq	RYSEX	ESC	29.36	19.05	15.09	6.31	1.80	2.89	25.02	***
Fn So Tn R1<180d	Royce Total Rtrn	RYTFX	EMC	32.38	19.61	17.36	8.55	1.71	2.79	16.61	***
Fn So Tn R1<180d	Royce Value Ser	RYVFX	ESC	27.76	23.93	17.79	8.44	2.25	2.98	13.48	***
Fn So T	Rydex Invrns Gov Bond	RYJUX	EC	17.51	13.77	6.50	3.09	1.94	2.54	10.00	**
Fn So T	Rydex Invrns Nasdaq 100	RYAIX	EC	-28.53	-23.80	-20.73	-11.27	-3.04	2.97	6.69	*
Fn So T	Rydex Invrns S&P 500	RYURX	EC	-26.35	-18.12	-15.05	-9.98	-2.66	2.76	17.22	*
Fn So T	Rydex Nasdaq 100	RYOCX	ELC	35.06	27.56	23.53	11.59	2.93	2.92	21.35	****
Fn So T	Rydex Nova	RYNVX	EA	49.08	28.71	24.25	15.51	3.62	4.00	41.25	***
Fn So T	Rydex Precious Metals	RYPMX	EG	-46.44	-36.02	-5.01	-9.01	-1.67	6.68	32.88	**
Fn So Tn	Schwartz Value	RCMFX	ESC	24.70	11.76	14.80	7.50	1.63	2.62	28.54	***
ETF	Select SPDR Cnsmr Disc	XLY	EA	42.74	27.38	19.32	10.67	2.28	3.15	66.83	****
ETF	Select SPDR Cnsmr Stpl	XLP	EA	26.30	10.29	9.86	8.81	0.69	2.89	42.98	**
ETF	Select SPDR Dividend	SDY	EGI	30.07	14.02	12.77	7.83	1.77	2.68	72.62	***
ETF	Select SPDR Enrgy	XLE	EA	26.25	13.18	14.10	7.25	2.87	2.50	88.51	***
ETF	Select SPDR Financs	XLF	EA	35.52	21.57	13.36	10.31	2.25	3.49	21.86	***
ETF	Select SPDR Health	XLV	EA	41.40	22.03	17.41	10.03	0.74	3.01	55.44	***
ETF	Select SPDR Indl	XLI	EA	40.55	27.01	23.75	13.17	4.21	3.28	52.26	****
ETF	Select SPDR Matrils	XLB	EA	25.99	20.23	21.89	10.71	4.90	2.81	46.22	***
ETF	Select SPDR Technlgy	XLK	EA	26.25	19.83	17.98	12.09	3.53	2.62	35.74	***
ETF	Select SPDR Utilities	XLU	EA	13.05	0.10	2.96	2.68	0.90	3.41	37.97	**
So Tn C	Selected American Shares	SLASX	ELC	33.16	20.61	16.63	10.20	2.78	2.66	50.29	***
So Tn C	Selected Special Shares	SLSSX	EMC	21.78	17.95	20.73	4.86	1.92	2.47	11.21	***
Fn So Tn R2<30d	SIT Dvlping Mkrts Grth	SDMGX	EWR	0.59	1.90	10.53	2.35	-0.18	2.46	17.13	**
Fn So Tn R2<30d	SIT International Growth	SNGRX	EW	17.55	13.99	14.98	4.81	2.03	2.57	17.13	***
Fn So Tn R2<30d	SIT Large Cap Grth	SNIGX	ELC	29.21	18.80	18.12	10.80	2.90	2.77	50.46	***
Fn So Tn R2<30d	SIT Mid Cap Grth	NBNGX	EMC	33.42	23.60	22.48	9.93	3.33	3.02	20.56	***
Fn So Tn R2<30d	SIT Small Cap Grth	SSMGX	ESC	35.66	25.60	23.06	8.03	2.97	2.98	61.63	****
Fn So Tn R2<30d	Skyline Special Equity	SKSEX	ESC	51.58	29.98	26.31	12.57	2.77	4.09	39.75	***
Fn So Tn	Sound Shore	SSHFX	EV	41.53	26.81	19.19	10.91	3.19	3.00	49.05	****
ETF	SPDR DJ Gbl Titans	DGT	EW	26.20	19.75	18.86	8.20	1.45	2.88	69.19	***
ETF	SPDR DJ Industrials	DIA	ELC	29.64	15.83	12.65	10.18	3.21	2.76	165.47	***
ETF	SPDR Euro Stoxx 50	FEZ	EW	25.83	31.74	28.27	10.37	2.97	4.49	42.20	***
ETF	SPDR Gold	GLD	EG	-28.33	-24.83	-2.51	-9.41	-3.79	4.29	116.12	**
ETF	SPDR S&P 500	SPY	ELC	32.31	19.73	16.32	10.52	2.59	2.71	184.69	***
ETF	SPDR Wish REIT	RWR	ERE	0.93	-5.64	-4.38	-1.24	0.46	3.15	71.27	**
Fn So Tn	SSgA Emrg Mrkt	SSEMXX	EWR	-5.04	-2.89	6.91	-0.03	-2.35	2.83	17.75	**
Fn So Tn	SSgA Intl Stock	SSAIX	EW	23.55	20.55	19.17	7.40	2.18	3.29	11.08	***
Fn So Tn	SSgA REIT	SSREX	ERE	1.55	-4.39	-3.20	-0.05	0.89	3.11	12.87	**
Fn So Tn	SSgA Small Cap	SVSCX	ESC	44.65	27.35	22.86	10.12	1.32	3.30	37.18	****
F S T R1.5<120d	Stratton Multicap	STRGX	ELC	37.79	22.14	19.54	12.02	3.93	3.07	51.63	***
F S T R1.5<120d	Stratton REIT	STMDX	ERE	2.35	-6.39	-3.27	-0.39	-0.20	3.24	29.86	**
F S T R1.5<120d	Stratton Small Cap Value	STSCX	ESC	39.24	21.40	18.63	10.44	3.25	3.22	73.31	***
Fn So Tn	TCW Concntrtd Value	TGFVX	EV	36.33	21.56	17.00	10.55	2.53	3.00	16.76	***
Fn So Tn	TCW Dividend Fcscd	TGIGX	EGI	34.96	17.99	14.92	10.91	2.81	3.00	16.14	***
Fn So Tn	TCW Growth Eqty	TGDNX	ELC	41.00	27.79	22.68	7.98	3.44	3.06	12.89	****
Fn So Tn	TCW Slct Eqty	TGCNX	ELC	28.66	19.65	21.82	8.91	2.42	2.59	23.95	***
Fn So Tn C	TCW SmallCap Grth	TGSNX	ESC	45.07	31.90	28.84	13.59	4.17	3.54	32.03	****
Fn So Tn	TCW Val Opp	TGVNX	EMC	35.51	20.21	17.93	11.47	3.83	3.36	25.18	***
Fn So Tn	Teton Westwood Eqty	WESWX	EV	29.33	17.58	13.05	8.87	2.79	2.53	12.89	***

Equity Funds Alphabetically

Legend	Fund Name	Symbol	Style	12m	9m	6m	3m	1m	V	NAV	Rank
Fn So Tn R1 C	Teton Westwood Mmites	WMMCX	ESC	39.48	24.27	17.32	8.35	1.16	3.12	21.84	***
Fn So Tn	Teton Westwood Small Cap	WESCX	ESC	35.59	21.35	21.90	8.93	2.61	3.68	21.60	***
Fn So Tn R2<30d	The Arbitrage	ARBFX	EC	0.86	1.34	1.10	0.53	0.29	0.65	12.60	**
F S T R1<60d	Third Ave REIT	TAREX	ERE	16.42	11.67	9.80	3.86	0.84	2.06	28.82	***
F S T R1<60d	Third Ave Value	TAVFX	EV	18.84	12.44	11.04	3.93	0.85	2.14	57.27	***
Fn Tn R2<60d	Thomas White Amrcn	TWAOX	EMC	30.70	17.17	17.17	8.63	2.86	2.69	15.84	***
Fn So Tn R2<60d	Thomas White Intrntl	TWWDX	EW	13.04	8.75	12.53	6.01	1.61	2.53	19.52	**
Fn So Tn	Thompson LargeCap	THPGX	EGI	36.52	21.48	16.93	8.89	2.24	3.13	47.33	***
Fn So Tn R2<90d	Tocqueville Delafield	DEFIX	ESC	29.06	19.55	18.58	8.22	4.03	3.36	38.04	***
Fn So Tn R2<90d	Tocqueville Fund	TOCQX	EMC	33.59	21.88	17.77	9.16	2.11	2.64	31.54	****
Fn So Tn R2<90d	Tocqueville Gold	TGLDX	EG	-48.26	-37.57	-6.35	-13.72	-3.29	7.50	32.90	**
Fn So Tn R2<90d	Tocqueville Intl Value	TIVFX	EW	22.06	20.51	18.92	7.81	2.30	2.75	15.00	***
F So T	Torray	TORYX	EGI	32.84	18.07	13.55	7.83	2.83	2.75	43.40	***
Fn So Tn	Turner Emrg Grth	TMCGX	ESC	46.35	31.12	24.25	7.63	2.14	3.00	58.44	*****
Fn So Tn	Turner Midcap Gr	TMGFX	EMC	37.07	23.69	21.87	7.67	2.71	2.68	36.37	****
Fn So Tn	Turner Small Cap Growth	TSCEX	ESC	40.93	25.66	23.60	5.95	1.38	3.05	39.06	****
F S T R2<60d	Tweedy Browne Global Value	TBGVX	EW	19.62	10.71	11.47	4.75	1.02	2.06	26.62	**
F S T	Tweedy Browne Value	TWEBX	EV	22.68	11.82	11.61	6.00	1.26	2.30	22.69	***
Fn So Tn	UMB Scout Interntl	UMBWX	EGI	13.15	9.72	11.49	4.13	1.25	2.42	37.26	**
Fn So Tn R.05<7d	US Gbl Invst Amrcn Eqty	GBTFX	EGI	35.55	23.49	19.01	10.07	2.83	2.43	32.18	*****
Fn So Tn R.05<7d	US Gbl Invst Gbl Gold	USERX	EG	-49.07	-39.70	-9.50	-15.97	-1.80	7.39	6.00	**
Fn So Tn R.05<7d	US Gbl Invst Holmes	ACBGX	ELC	39.83	26.69	23.78	8.93	2.96	2.80	24.24	*****
Fn So Tn R.05<7d	US Gbl Invst World PMtl	UNWPX	EG	-51.37	-40.11	-5.01	-14.56	-3.07	7.99	5.69	**
Fn So Tn R.05<7d	US Gbl Invstrs China Rgn	USCOX	EWR	9.08	8.50	12.93	10.24	2.60	3.17	8.28	**
Fn So Tn R.05<7d	US Gbl Invstrs Global Rsrcls	PSPFX	EWR	-0.72	-4.25	8.23	0.30	0.82	2.42	9.36	**
Fn So Tn	Value Line Emrg Opp	VLEOX	ESC	36.10	21.54	18.33	7.23	2.00	2.50	47.22	****
Fn So Tn	Value Line Fund	VLIFX	EGI	30.86	19.13	18.10	9.68	2.86	2.61	13.50	***
Fn So Tn	Value Line Incm Grth	VALIX	EGI	19.54	11.22	10.64	6.53	1.58	1.73	9.82	***
Fn So Tn	Value Line Larger Cos	VALLX	EA	30.05	20.37	19.20	10.59	3.02	2.58	25.57	****
Fn So Tn	Value Line Premier Grth	VALSX	EMC	26.56	16.21	16.02	8.50	2.65	2.45	33.99	**
F S T	Vanguard 500 Index	VFINX	EGI	32.18	19.54	16.20	10.46	2.51	2.69	170.36	**
F S T	Vanguard Cap Opprtn	VHCOX	ELC	42.69	22.82	17.81	7.63	2.05	3.46	46.18	***
F S T	Vanguard Cap Value	VCVLX	EGI	43.86	27.33	18.09	9.50	2.53	3.55	14.40	***
F S T C	Vanguard Convertible Securities	VCVSX	EGI	19.17	11.90	9.57	3.58	1.53	1.80	13.67	***
F S T	Vanguard Dev Mrkt	VDMIX	EW	21.84	16.57	17.84	5.59	1.62	3.02	11.57	**
F S T	Vanguard Div Grth	VDIGX	ELC	31.53	18.50	14.15	9.15	1.91	2.43	21.36	***
F S T	Vanguard Equity Income	VEIPX	EGI	30.07	16.91	12.88	8.98	2.29	2.43	29.76	***
F S T	Vanguard European Index	VEURX	EWR	24.70	22.23	22.36	8.01	2.60	3.20	31.44	***
F S T	Vanguard Explorer	VEXPX	ESC	44.36	28.23	22.24	9.44	3.29	3.32	103.40	****
F S T	Vanguard Extended Mrkt Index	VEXMX	EMC	38.16	22.40	19.56	8.50	2.98	3.11	62.76	**
F S T	Vanguard Global Eqty	VHGEX	EW	27.64	17.86	17.11	8.62	2.54	2.64	23.47	**
F S T C	Vanguard Grth Eqty	VGEQX	ELC	32.31	21.80	19.39	9.35	2.25	2.70	16.19	***
F S T	Vanguard Grwth & Incm	VQNPX	EGI	32.59	19.96	16.32	10.70	2.56	2.74	39.54	***
F S T	Vanguard High Yld Dividend	VHDYX	EV	30.13	16.31	12.17	9.40	2.13	2.42	24.69	***
F S T	Vanguard Intl Expl	VINEX	EW	30.23	22.03	21.10	7.69	2.72	2.61	18.42	****
F S T	Vanguard Intl Growth	VWIGX	EW	22.95	19.29	21.94	7.30	2.34	2.96	23.34	***
F S T	Vanguard Intl Value	VTRIX	EW	22.14	19.35	19.61	6.98	1.99	2.97	37.38	***
F S T	Vanguard MidCap Index	VIMSX	EMC	34.99	19.59	16.87	8.59	2.98	2.89	30.02	***
F S T	Vanguard Morgan Growth	VMRGX	ELC	34.77	23.64	20.10	10.55	3.15	2.97	25.61	***
F S T	Vanguard Pacific Index	VPACX	EWR	17.37	7.49	11.06	1.74	0.09	2.93	11.61	**
S T	Vanguard PRIMECAP	VPMCX	ELC	39.73	22.40	18.62	10.55	1.70	3.00	92.33	***
F S T	Vanguard REIT	VGSIX	ERE	2.31	-5.29	-3.73	-0.74	0.26	3.22	21.47	**
F S T	Vanguard Slctd Value	VASVX	EV	42.04	26.22	20.50	9.96	2.90	2.80	28.20	****
F S T	Vanguard SmlCap Grwth	VISGX	ESC	37.98	22.86	19.33	7.48	2.44	3.07	34.37	***
F S T	Vanguard SmlCap Index	NAESX	ESC	37.62	21.98	18.75	8.79	2.57	3.13	52.69	**
F S T	Vanguard Strtg Eqty	VSEQX	EMC	41.54	24.43	20.77	11.05	3.13	3.40	30.00	***
F S T	Vanguard US Growth	VWUSX	ELC	35.49	23.58	22.16	11.00	3.43	2.85	28.69	****
F S T	Vanguard US Value	VUVLX	EV	33.98	17.79	14.81	10.27	2.45	3.01	15.59	***
F S T	Vanguard Value Index	VIVAX	EV	32.85	18.37	14.03	10.12	2.05	2.73	29.78	***
F S T	Vanguard Windsor	VWNDX	EV	36.08	21.73	15.93	9.54	2.36	2.91	20.34	**
F S T	Vanguard Windsor II	VWNFX	ELC	30.69	18.47	13.88	9.51	1.91	2.54	36.77	***
ETF	Vngrd Emrg Mrkt	VVO	EW	-4.92	-1.44	7.49	3.05	-0.28	2.79	41.14	**
ETF	Vngrd Large Cap	VV	ELC	32.69	19.98	16.68	10.22	2.66	2.72	84.80	***
ETF	Vngrd Small Cap	VB	ESC	37.70	22.19	18.85	8.67	2.54	3.15	109.95	***
ETF	Vngrd TTL Stock	VTI	ELC	33.45	20.25	17.20	10.01	2.73	2.82	95.92	**

Equity Funds Alphabetically

Legend	Fund Name	Symbol	Style	12m	9m	6m	3m	1m	V	NAV	Rank
Fn So Tn R2<90d	Walthausen SmlCap	WSCVX	ESC	35.23	22.31	19.40	7.78	1.30	3.20	24.40	***
Fn So Tn R2<60d	Wasatch Core Growth	WGROX	ELC	30.18	21.00	15.21	6.89	2.26	2.61	55.34	***
Fn So Tn R2<60d C	Wasatch Emrg Mrkt SC	WAEMX	EW	-3.60	-7.86	-1.12	1.45	-2.21	3.10	2.65	**
Fn So Tn R2<60d	Wasatch Micro Cap	WMICX	ESC	44.70	30.21	22.12	8.63	2.15	3.46	8.06	***
Fn So Tn R2<60d C	Wasatch SmCap Grth	WAAEX	ESC	31.17	20.23	15.68	5.56	2.71	2.41	52.47	***
Fn So Tn R2<60d	Wasatch SmCap Val	WMCVX	ESC	37.81	25.06	17.37	8.20	1.47	3.05	5.54	***
Fn So Tn R2<60d	Wasatch Ultra Grth	WAMCX	ESC	35.67	24.91	18.65	8.94	3.63	2.97	25.12	***
Fn So Tn R2<60d	Wasatch World Innvtrs	WAGTX	EW	33.70	23.31	16.63	6.96	1.82	2.62	23.56	***
F So Tn	Weitz Hickory	WEHIX	ESC	27.83	16.79	13.55	6.71	1.59	1.98	58.65	****
Fn So Tn	Weitz Partners Val	WPVLX	EV	30.87	17.01	12.74	7.77	1.88	2.33	32.47	***
Fn So Tn	Weitz Value Fund	WVALX	EV	31.75	16.19	11.76	8.78	2.37	2.50	44.86	***
Fn So Tn C	Wells Fargo Common Stock	STCSX	EMC	29.26	17.91	17.10	8.01	2.40	3.12	24.88	***
Fn So Tn	Wells Fargo Discovery	STDIX	EA	42.40	26.34	20.70	7.94	3.00	2.82	33.66	*****
Fn So Tn	Wells Fargo Entrprts	SENTX	EMC	42.16	26.97	22.23	7.93	2.48	2.93	48.44	*****
Fn So Tn C	Wells Fargo Growth	SGROX	ELC	33.04	24.64	22.11	7.69	2.48	2.80	51.07	*****
Fn So Tn	Wells Fargo Large Co	SDVIX	EGI	34.37	21.29	17.50	9.40	2.48	2.77	16.79	***
Fn So Tn	Wells Fargo LargeCap Gr	STRFX	ELC	34.29	25.53	22.63	9.33	2.66	2.89	44.17	****
Fn So Tn	Wells Fargo MidCap Dis	SMCDX	EMC	38.50	20.91	18.41	10.08	3.09	3.17	31.52	***
Fn So Tn	Wells Fargo Opportunity	SOPFX	ELC	29.94	17.45	15.81	9.23	2.99	2.70	48.39	***
Fn So Tn	Westcore Blue Chip	WTMVX	ELC	24.53	10.77	12.19	7.46	0.97	2.34	10.91	***
Fn So Tn	Westcore Growth	WTEIX	EGI	32.93	23.54	22.32	10.47	3.34	2.72	15.98	****
Fn So Tn R2<90d C	Westcore Intrntl	WTIFX	EW	22.36	17.08	23.88	10.37	5.49	2.87	21.26	***
Fn So Tn	Westcore Midco Growth	WTMGX	EMC	44.66	28.11	25.19	6.88	2.89	3.04	6.65	*****
Fn So Tn	Westcore Select	WTS LX	EMC	45.84	28.37	25.12	6.18	1.51	3.20	24.21	****
Fn So Tn C	Westcore Small Cap Value	WTSVX	ESC	36.50	21.85	16.43	6.98	2.29	2.93	14.38	***
Fn So Tn	Westport Growth	WPFRX	EMC	24.57	15.33	11.95	3.70	-1.04	2.51	32.50	***
Fn So Tn R1<60d	William Blair Growth Shares	WBG SX	EMC	34.99	22.59	21.03	11.65	3.41	3.03	14.79	**
Fn So Tn R2<60d C	William Blair Intrntl Grth	W BIGX	EW	18.57	13.90	16.29	7.24	2.41	2.73	26.30	***
Fn So Tn	Wilshire Target Small Co Grth	DTSGX	ESC	41.25	24.74	19.87	6.56	0.31	3.17	24.95	***
Fn So Tn	Wilshire Target Small Co Value	DTSVX	ESC	43.79	27.20	21.52	11.54	2.62	3.35	24.33	****
Fn So Tn R2<60d	Wintergreen Fund	WGRNX	EW	16.81	7.23	9.55	5.12	2.37	2.36	17.60	**
Fn So Tn R2<90d	Wright Intl Blue	WIBCX	EW	20.66	17.85	18.27	7.13	1.57	3.03	16.28	***
Fn So Tn	Wright Major Blue Eqty	WQCEX	ELC	35.03	22.81	18.15	11.46	2.46	2.98	17.03	***
Fn So Tn	Wright Selected Blue Chip	WSBEX	ELC	39.82	20.51	20.60	12.64	3.18	3.42	14.16	***
ETF	Wtree DEFA	DWM	EW	21.64	17.14	19.84	5.98	1.97	3.20	54.46	***
ETF	Wtree Emrg Mrkt EI	DEM	EW	-6.96	-3.59	7.67	-0.79	-0.89	3.09	51.03	**
ETF	Wtree Eqty Income	DHS	EGI	24.49	10.41	8.44	7.06	1.07	2.39	55.12	***
ETF	Wtree India	EPI	EWR	-9.20	-2.13	8.09	13.84	4.68	5.80	17.44	**
ETF	Wtree Intrntl SC Div	DLS	EW	26.37	18.34	22.20	5.66	2.55	3.35	63.01	***
ETF	Wtree LrgCap Div	DLN	ELC	27.34	15.22	12.74	9.47	1.98	2.36	66.54	***
ETF	Wtree Sml Cap Div	DES	ESC	36.73	21.36	17.90	9.16	1.40	3.09	67.79	***
ETF	Wtree Ttl Div	DTD	ELC	28.07	15.48	12.68	9.39	2.26	2.40	67.12	***
F S T R2<60d	Yacktman	YACKX	EV	27.74	14.08	9.52	6.98	1.60	2.20	23.54	***
Fn So Tn R2<60d	Yacktman Focused	YAFFX	EV	27.01	13.31	8.91	6.94	1.41	2.16	25.15	***

Bond Funds Alphabetically

Legend	Fund Name	Symbol	Style	12m	9m	6m	3m	1m	V	NAV	Rank
Fn So Tn R2<90d	AmBcn HiYld	AHYPX	BH	7.00	3.65	5.42	2.85	0.02	1.22	9.26	****
Fn So Tn	AmBcn Intrmtd Bond	ABIPX	BI	-2.29	-1.98	0.53	-0.14	-0.68	0.61	10.53	***
Fn So Tn	AmBcn ShrtTrm Bond	AALPX	BS	-0.03	-0.08	0.23	0.13	-0.11	0.11	8.70	***
Fn So Tn	AmCent Divrs Bond	ADFIX	BI	-2.69	-2.59	0.19	-0.20	-0.79	0.66	10.54	***
Fn So Tn	AmCent GNMA Income	BGNMX	BU	-2.54	-2.64	0.08	-0.67	-0.75	0.67	10.62	***
Fn So Tn	AmCent High Yld	ABHIX	BH	5.59	3.09	4.59	2.56	-0.21	1.15	6.18	****
Fn So Tn	AmCent Inf Adj B	ACITX	BU	-8.80	-8.46	-1.36	-2.09	-1.44	1.25	11.53	**
Fn So Tn	AmCent Intl Bond	BEGBX	BW	-5.19	-0.99	2.61	-1.06	-0.78	1.27	13.82	***
Fn So Tn	AmCent US Govt Short	TWUSX	BS	-0.42	-0.43	0.10	0.04	-0.10	0.10	9.65	***
Fn So Tn	Artio Gbl Hlncm	BJBHx	BW	8.86	5.28	5.49	3.09	0.36	1.16	10.57	*****
Fn So Tn	Artio Gbl Ttl Rtrn	BJBGX	BW	-3.17	-3.21	0.11	-0.19	-0.68	0.78	13.13	***
Fn So T	Aston Bond	CHTBX	BI	-1.15	-1.57	1.51	0.95	-0.20	0.86	10.53	***
Fn So Tn R2<30d	BMO Core Plus Bond	MCYBX	BI	-1.72	-1.89	1.05	0.33	-0.37	0.84	11.40	***
Fn So Tn R2<30d	BMO Govt Income	MRGIX	BU	-2.52	-2.56	-0.19	-0.67	-0.87	0.61	9.16	**
Fn So Tn R2<30d	BMO Shrt Intrmtd Bond	MAIBX	BI	-0.30	-0.97	0.95	0.26	-0.58	0.52	10.37	***
Fn So Tn R2<180d	Buffalo High Yld	BUFHX	BH	9.40	5.92	5.21	2.18	0.79	0.89	11.79	*****
Fn S T	California Invest US Govt Secty	CAUSX	BU	-2.84	-2.62	-0.85	-0.85	-0.96	0.55	10.33	**
F S T	Dodge & Cox Income	DODIX	BF	0.64	0.10	1.97	1.15	-0.04	0.54	13.53	***
Fn So Tn R2<30d	Domini Social Bond	DSBFX	BI	-2.10	-2.08	0.16	-0.51	-0.74	0.51	11.07	***
Fn So Tn	DoubleLine Core FI	DLFNX	BI	-1.77	-2.16	0.26	0.21	-0.70	0.78	10.70	***
Fn So Tn	DoubleLine Emrg Mrkt	DLENX	BW	-3.21	-3.51	1.47	2.01	-0.03	1.16	10.21	***
Fn So Tn	DoubleLine Ttl Rtrn Bond	DLTNX	BF	-0.71	-1.80	-0.15	-0.73	-1.10	0.64	10.78	***
Fn Tn	Dreyfus Bond Mkt	DBMIX	BI	-2.81	-2.54	0.03	-0.53	-0.84	0.65	10.32	***
Fn So Tn	Dreyfus GNMA	DRGMX	BU	-2.38	-2.14	0.30	-0.69	-0.70	0.63	14.94	***
Fn So Tn	Dreyfus Inflation Adj	DIAVX	BI	-9.17	-8.54	-1.74	-2.28	-1.58	1.19	12.45	**
Fn So Tn	Dreyfus Short Term Incm	DSTIX	BS	0.68	0.29	1.09	0.42	-0.20	0.31	10.64	***
Fn So Tn	Dreyfus Short-Intrmtd Govt	DSIGX	BI	-0.14	-0.10	0.33	0.34	0.29	0.11	10.53	***
Fn So Tn	Dreyfus US Intrmtd	DRGIX	BI	-2.18	-2.19	-0.48	-0.78	-1.05	0.50	13.22	**
Fn So Tn	Dreyfus US Long	DRGBX	BL	-13.44	-11.22	-5.77	-3.37	-2.28	2.03	16.75	*
Fn So Tn R2<90d	Federated High Yld	FHYTX	BH	11.68	6.66	7.26	3.75	0.30	1.34	6.77	*****
Fn So T	Federated Intrmtd Incm	FIIFX	BI	0.83	-0.26	2.51	0.99	-0.51	0.82	9.48	***
Fn S T R1<90d	Fidelity Cap/Incm	FAGIX	BH	8.88	5.07	6.64	4.46	0.38	1.41	9.86	*****
Fn S T	Fidelity GNMA	FGMNX	BU	-2.34	-2.51	0.44	-0.88	-0.97	0.67	11.21	***
Fn S T	Fidelity Govt Securities	FGOVX	BU	-2.73	-2.65	-0.50	-0.74	-1.10	0.60	10.16	**
Fn S T R1<90d	Fidelity High Incm	SPHIX	BH	6.20	3.23	5.39	3.03	0.15	1.18	9.37	*****
Fn S T	Fidelity Intermediate Bond	FTHRXX	BI	-0.84	-1.20	0.74	0.01	-0.82	0.57	10.83	***
Fn S T	Fidelity Intrm Gov	FSTGX	BU	-1.37	-1.53	0.05	-0.41	-0.88	0.45	10.54	***
Fn S T	Fidelity Invst Grade Bond	FBNDX	BI	-1.97	-1.94	0.71	0.05	-0.65	0.69	7.68	***
Fn S T	Fidelity Mortgage Security	FMSFX	BU	-2.00	-2.07	0.36	-0.82	-0.99	0.61	10.95	***
Fn S T R1<90d	Fidelity New Markets Income	FNMIX	BW	-6.79	-5.11	1.17	0.10	0.21	1.77	15.59	***
Fn S T	Fidelity Short Term Bond	FSHBX	BS	0.49	0.30	0.70	0.15	-0.23	0.16	8.58	***
Fn S T	Fidelity Total Bond	FTFBX	BI	-1.17	-1.44	1.07	0.22	-0.67	0.74	10.44	***
F So Tn	Forward High Yld	AHBIX	BH	6.20	3.18	4.73	3.02	0.56	1.05	10.35	*****
F So Tn	Forward Income Bldr	AIAIX	BF	4.80	0.80	4.18	2.74	0.38	1.54	15.34	***
F So Tn	Forward Ivest Grade FI	AITIX	BI	-3.52	-4.04	-0.48	-0.97	-1.24	1.01	10.99	***
F So Tn	Forward Long/Sh Crdt	FLSRX	BF	-14.42	-15.53	-11.00	-2.78	-0.56	1.83	7.07	**
ETF	Guggnhm Blt 2015 HY	BSJF	BH	5.70	3.81	5.12	2.22	0.24	0.93	26.78	*****
F S T	Harbor Bond	HABDX	BF	-1.47	-2.12	1.25	0.22	-0.93	0.84	11.95	***
Fn So Tn	Hennessey Core Bond	HCBFX	BI	-0.20	-0.61	1.83	0.63	-0.39	0.64	7.63	***
F S Tn	Homestead Shrt Bond	HOSBX	BS	1.50	0.44	0.60	0.25	-0.19	0.26	5.22	***
Fn So Tn R2<30d	Intrepid Income	ICMYX	BH	3.23	2.26	2.29	1.41	0.27	0.36	9.68	*****
ETF	iShares 10-20yr Trsry	TLH	BI	-8.27	-7.83	-3.10	-2.63	-1.83	1.65	120.92	**
ETF	iShares 1-3yr Trsry	SHY	BS	0.21	0.11	0.27	-0.02	-0.18	0.09	84.38	***
ETF	iShares 20+ yr Trsry	TLT	BL	-13.37	-11.25	-5.99	-3.15	-1.87	2.28	101.86	**
ETF	iShares 3-7yr Trsry	IEI	BI	-1.84	-2.15	-0.08	-0.75	-1.26	0.64	120.03	***
ETF	iShares 7-10yr Trsry	IEF	BI	-6.09	-6.19	-2.15	-2.19	-2.09	1.30	99.24	**
ETF	iShares Agg Bond	AGG	BI	-1.97	-2.04	0.58	0.02	-0.56	0.68	106.43	***
ETF	iShares High Yld	HYG	BH	5.75	3.52	5.84	3.42	0.41	1.34	92.88	*****
ETF	iShares Inter Gov	GVI	BU	-0.94	-1.19	0.63	-0.05	-0.46	0.49	109.42	***
ETF	iShares Intrntl Tbond	IGOV	BW	-1.37	1.66	4.93	0.19	-0.08	1.51	100.19	***
ETF	iShares Long Corp Bond	LQD	BL	-2.00	-1.72	2.75	1.89	0.22	1.21	114.19	***
ETF	iShares MBS Bond	MBB	BU	-1.95	-2.08	0.07	-0.80	-0.83	0.59	104.57	***
ETF	iShares Trsry Inftn	TIP	BI	-8.49	-8.38	-1.37	-2.16	-1.45	1.27	109.90	**
Fn So Tn	Janus Flexible Bond	JAFIX	BF	-1.58	-1.99	0.12	-0.62	-1.61	0.69	10.37	***
Fn So Tn	Janus High Yield	JAHYX	BH	4.15	1.50	3.10	0.59	-2.24	1.31	9.18	***
Fn So Tn	Janus Short term Bond	JASBX	BS	0.95	0.26	1.22	0.23	-0.32	0.33	3.07	***
Fn So Tn R1<30d	Lazard High Yield	LZHOX	BH	5.16	2.84	4.25	2.34	-0.20	0.96	5.03	*****
F S T R1<30d	LKCM Fixed Incm	LKFIX	BF	0.07	-0.40	1.03	0.28	-0.27	0.42	10.91	***
Fn So Tn	Loomis Sayles Bond	LSBRX	BF	5.52	3.24	4.78	2.38	0.71	1.43	15.09	*****
Fn So Tn	Managers Bond	MGFIX	BF	1.06	-0.47	2.46	1.35	0.15	0.95	27.33	***

Bond Funds Alphabetically

Legend	Fund Name	Symbol	Style	12m	9m	6m	3m	1m	V	NAV	Rank
Fn So Tn R1<60d	Managers Gbl Bond	MGGBX	BW	-1.40	-1.59	1.87	0.31	-0.28	1.18	19.69	***
Fn So Tn	MetropItn High Yld	MWHYX	BH	6.38	3.20	4.86	2.64	-0.17	1.13	10.27	****
Fn So Tn	MetropItn Strtgc Incm	MWSTX	BF	3.54	1.35	1.58	1.08	0.00	0.57	8.25	****
Fn So Tn	MetropItn Ttl Rtrn Bond	MWTRX	BF	0.07	-0.82	1.56	0.39	-0.61	0.73	10.55	***
F S T	Nicholas High Incm	NCINX	BH	5.92	2.99	4.44	2.72	0.63	1.05	9.86	****
Fn So Tn	Northern Fixd Incm	NOFIX	BF	-1.49	-1.43	1.44	0.71	-0.40	0.79	10.09	***
Fn So Tn R2<30d	Northern HiYld	NHFIX	BH	7.69	4.36	5.64	3.45	0.52	1.21	7.49	****
Fn So Tn	Northern Shrt-Intr Gov Incm	NSIUX	BS	-2.08	-1.69	-0.10	-0.41	-0.59	0.36	9.77	**
Fn So Tn	Northern US Gov	NOUGX	BU	-3.29	-2.84	-0.48	-0.74	-0.79	0.56	9.51	**
F S T R1<30d	Osterweis Strtgc Incm	OUSTX	BF	6.58	3.61	3.79	1.89	0.61	0.76	11.84	****
Fn So Tn	Parnassus Fixed Incm	PRFIX	BI	-2.71	-2.30	-0.65	-0.76	-0.74	0.65	16.43	***
Fn So Tn R2<30d C	Payden Emrg Mrk Bond	PYEMX	BW	-7.17	-6.40	0.96	1.32	0.74	1.91	13.51	***
Fn S Tn	Payden Gbl Flncm	PYGFX	BW	-1.18	-1.68	1.57	1.33	-0.09	0.92	8.47	***
Fn S Tn	Payden Gbl Shrt Bond	PYGSX	BW	0.71	0.12	1.01	0.51	0.01	0.28	10.07	***
So Tn C	Payden GNMA	PYGNX	BU	-3.58	-3.36	-0.42	-1.15	-1.03	0.72	9.79	**
So Tn R2<30d C	Payden High Incm	PYHRX	BH	4.26	2.29	4.66	3.31	0.24	1.18	7.05	****
Fn So Tn	Permanent ST Treasury Bill	PRTBX	BS	-0.61	-0.47	-0.32	-0.17	-0.05	0.05	65.66	*
Fn So Tn	Permanent Versatile Bond	PRVBX	BF	3.44	0.64	1.80	1.02	-0.34	0.90	59.51	***
Fn So Tn	Pimco Commodity	PCRDY	BF	-15.09	-14.52	1.01	-2.31	0.00	2.54	5.42	**
Fn So Tn	Pimco Emrg Mrkt	PEMDX	BW	-7.34	-6.10	0.70	-0.21	0.25	1.80	10.70	***
Fn So Tn	Pimco Foreign Bond	PFBDX	BW	-6.16	-2.22	2.84	-0.71	-0.59	1.36	10.04	***
Fn So Tn	Pimco Income	PONDX	BF	4.10	1.31	2.75	1.01	-0.26	1.12	12.26	***
Fn So Tn	Pimco Low Duration	PLDDX	BS	-0.23	-0.58	1.36	0.55	-0.41	0.49	10.33	***
Fn So Tn	Pimco Real Return	PRRDY	BF	-9.47	-9.49	-1.19	-2.25	-1.68	1.44	10.97	**
Fn So Tn	Pimco Short Term Bond	PSHDX	BS	0.50	0.17	0.68	0.19	-0.24	0.20	9.85	***
Fn So Tn	Pimco Total Rtrn	PTTDY	BF	-2.31	-2.83	0.88	-0.21	-1.09	0.90	10.69	***
F S Tn	Price Corp Inc	PRPIX	BI	-1.73	-2.15	1.69	0.72	-0.62	1.08	9.45	***
F S Tn R2<90d	Price Emrg Mkt Bond	PREMX	BW	-7.62	-6.31	0.08	-0.11	0.32	1.85	12.48	***
F S Tn	Price GNMA	PRGMX	BU	-2.69	-2.72	-0.12	-0.79	-0.95	0.69	9.43	***
F S Tn R2<90d C	Price High Yield	PRHYX	BH	8.53	4.61	5.85	3.19	0.14	1.33	7.15	****
F S Tn R2<90d	Price Intrntl Bond	RPIBX	BW	-3.99	-0.69	2.89	-0.66	-0.52	1.33	9.50	***
F S Tn	Price New Income	PRCIX	BF	-2.49	-2.53	0.43	0.05	-0.53	0.71	9.30	***
F S Tn	Price Short term Bond	PRWBX	BS	0.19	0.00	0.63	0.25	-0.21	0.22	4.79	***
F S Tn	Price Spectrum Income	RPSIX	BF	2.68	1.03	3.26	1.49	-0.08	0.98	12.76	***
F S Tn	Price Strategic Income	PRSNX	BF	-0.02	-1.05	1.64	0.82	-0.41	1.02	11.36	***
F S Tn R.5<90d	Price US Bond Indx	PBDIX	BI	-2.43	-2.46	-0.01	-0.40	-0.91	0.64	10.87	***
F S Tn	Price US Treasury Bond Long	PRULX	BL	-13.45	-11.50	-5.97	-3.69	-2.54	2.11	11.24	**
F S Tn	Price US Treasury Intermediate	PRTIX	BI	-4.26	-4.41	-1.25	-1.60	-1.79	0.90	5.77	**
ETF	PS Build America	BAB	B	-5.19	-6.46	-0.64	1.30	-0.70	1.49	27.29	***
ETF	PS Emrg Mrkt Bnd	PCY	BW	-10.27	-6.29	1.15	-0.13	0.61	2.55	27.00	***
ETF	PS High Yield	PHB	BH	4.42	2.60	5.35	3.20	0.23	1.13	19.19	****
ETF	PS Laddr 1-30 T	PLW	BF	-7.93	-7.27	-3.06	-2.29	-1.60	1.49	29.33	**
ETF	PS Prfrd	PGX	BI	-2.40	-5.21	-2.67	-0.21	-1.93	1.03	13.44	**
ETF	PS Short Trsry 20yr	TBF	BL	11.95	9.96	4.81	2.68	1.76	2.26	32.89	****
Fn So Tn	Rainier Intrmtd FI	RIMFX	BI	-1.24	-1.71	0.00	-0.85	-1.53	0.52	12.88	***
F So T C	RidgeWorth Corp Bond	STICX	BL	-2.90	-2.75	1.35	1.07	-0.40	1.05	8.57	***
F So T	RidgeWorth High Incm	STHTX	BH	6.73	3.47	4.83	2.99	0.10	1.25	7.12	****
F So T	RidgeWorth Ttl Rtrn Bnd	SAMFX	BF	-3.24	-2.89	-0.40	-0.67	-0.85	0.60	10.25	**
Fn So T	Rydex US Govt Bond 1.2	RYGBX	BL	-16.12	-13.06	-7.63	-4.01	-2.72	2.85	13.94	**
Fn So Tn	SIT US Govt Securities	SNGVX	BU	-2.24	-1.98	-0.51	-0.15	-0.27	0.27	11.02	*
ETF	SPDR Hi Yield	JNK	BH	5.86	3.74	6.38	3.81	0.52	1.36	40.56	****
ETF	SPDR Intrntl TBond	BWX	BW	-3.58	0.10	3.70	-0.33	-0.23	1.49	57.74	***
Fn So Tn	SSgA HiYld	SSHIX	BH	6.96	4.07	5.88	3.77	0.63	1.30	8.21	****
Fn So Tn	TCW Core FI	TGFNX	BI	-1.89	-2.06	0.53	0.00	-0.52	0.59	10.85	***
Fn So Tn	TCW Emrg Mrkt Incm	TGINX	BW	-5.03	-5.15	0.36	1.64	0.39	1.77	10.83	***
Fn So Tn	TCW HiYld	TGHXX	BH	5.16	2.76	4.90	3.43	0.25	1.12	6.36	****
Fn So Tn	Teton Westwood Intrm Bond	WEIBX	BI	-2.14	-2.11	-0.09	-0.40	-0.60	0.39	11.61	**
Fn So Tn	Value Line Aggrsv Incm	VAGIX	BH	-3.25	-3.62	-0.45	-0.57	-1.02	0.81	4.85	***
F S T	Vanguard GNMA	VFIIX	BU	-2.44	-2.52	0.38	-0.82	-0.95	0.71	10.42	***
F S T C	Vanguard High Yld Corp	VWEHX	BH	4.04	2.20	4.51	2.66	-0.17	1.13	6.03	****
F S T	Vanguard IT InvstGrd	VFICX	BI	-1.65	-1.97	1.35	0.23	-0.82	0.87	9.67	***
F S T	Vanguard IT Trsry	VFITX	BI	-3.22	-3.46	-0.72	-1.28	-1.63	0.81	11.12	**
F S T	Vanguard LT InvGrd	VWESX	BL	-6.26	-5.68	0.52	0.83	-0.61	1.67	9.65	***
F S T	Vanguard LT Trsry	VUSTX	BL	-13.29	-11.50	-6.07	-3.83	-2.66	2.15	10.90	**
F S T	Vanguard Short Federal	VSGBX	BS	-0.44	-0.47	0.42	-0.08	-0.37	0.25	10.70	***
F S T	Vanguard ST InvstGrd	VFSTX	BS	0.81	0.35	1.34	0.41	-0.38	0.34	10.70	***
F S T	Vanguard ST Trsry	VFISX	BS	-0.15	-0.23	0.24	-0.13	-0.38	0.17	10.68	***
F S T	Vanguard TTL Bond Index	VBMFX	BF	-2.48	-2.38	0.07	-0.44	-0.86	0.66	10.56	***
ETF	Vngrd Intrmtd Bond	BND	BI	-2.10	-2.03	0.55	-0.08	-0.63	0.71	80.05	***
ETF	Vngrd ShrtTrm Bond	BSV	BS	0.16	-0.06	0.71	0.05	-0.45	0.27	79.93	***
Fn So Tn R2<60d	Wasatch Hsng Trsry	WHOSX	BL	-16.70	-13.38	-7.01	-3.92	-2.20	2.49	14.64	**
F S T	Weitz Shr Intrmtd Incm	WEFIX	BS	1.11	0.00	1.27	0.23	-0.01	0.32	12.50	***
Fn So Tn	Wells Fargo Govt Securities	STVSX	BU	-2.75	-2.58	-0.43	-0.89	-1.01	0.61	10.78	**
Fn So Tn	Wells Fargo High Income	STHYX	BH	4.53	2.36	4.60	3.17	0.15	1.17	7.41	****
Fn So Tn	Wells Fargo Shrt HiYld	STHBX	BH	3.16	2.22	3.16	1.26	-0.02	0.51	8.27	****
Fn So Tn	Wells Fargo UltrShrt FI	STADX	BS	0.51	0.33	0.51	0.35	0.12	0.08	8.55	****
Fn So Tn R2<90d	Westcore Flex Incm	WTLTX	BF	4.31	2.77	3.99	2.47	0.34	0.92	8.83	****
Fn So Tn	Westcore Plus Bond	WTIBX	BI	-1.24	-1.46	1.02	0.26	-0.39	0.68	10.71	***
Fn So Tn	William Blair Incm Shares	WBRRX	BF	-1.81	-1.92	0.61	-0.12	-0.87	0.62	9.11	***
Fn So Tn	Wright Total Return Bond	WTRBX	BF	-2.55	-2.35	0.01	-0.32	-0.79	0.62	12.52	***
ETF	Wtree Dryfs Emrg Crncy	CEW	B	-4.88	-4.75	0.05	-0.35	-0.25	1.42	20.06	***

Fidelity Select Funds

<i>Fund Name</i>	<i>Symbol</i>	<i>Style</i>	<i>12m</i>	<i>9m</i>	<i>6m</i>	<i>3m</i>	<i>1m</i>	<i>V</i>	<i>NAV</i>	<i>Rank</i>
Fidelity Air Transport	FSAIX	EFS	50.65	28.11	26.60	14.65	0.85	4.21	59.30	***
Fidelity American Gold	FSAGX	EFS	-51.41	-41.41	-6.45	-15.83	-3.28	8.19	17.97	*
Fidelity Automotive	FSAVX	EFS	46.67	36.26	19.10	5.39	0.79	3.78	56.33	***
Fidelity Banking	FSRBX	EFS	39.38	26.30	17.68	12.03	2.39	3.25	26.17	***
Fidelity Biotechnology	FBIOX	EFS	65.66	37.63	28.50	3.80	1.39	5.46	181.73	***
Fidelity Broker & Inv.	FSLBX	EFS	48.88	32.97	23.43	16.06	4.27	4.24	74.25	***
Fidelity Bus Srvc	FBSOX	EFS	53.13	33.46	28.39	13.85	5.93	3.53	37.43	*****
Fidelity Chemicals	FSCHX	EFS	29.86	23.59	22.18	10.43	4.10	2.97	145.87	***
Fidelity Computers	FDCPX	EFS	31.09	18.32	17.54	10.89	3.28	3.74	74.12	***
Fidelity Constrctn & Housing	FSHOX	EFS	21.25	10.34	8.14	5.98	3.83	3.11	54.52	**
Fidelity Consumer Prdcts	FSCPX	EFS	41.03	26.42	18.16	9.13	2.56	3.04	33.12	***
Fidelity Consumer Staples	FDFAX	EFS	21.63	8.58	9.37	6.55	0.95	2.72	90.21	**
Fidelity Cyclical	FCYIX	EFS	39.90	24.27	22.41	11.75	4.36	3.53	33.67	***
Fidelity Defense & Aero	FSDAX	EFS	48.14	33.16	25.86	12.97	3.79	3.50	122.36	*****
Fidelity Devlp Communications	FSDCX	EFS	28.16	21.80	17.79	7.25	4.13	3.82	29.50	***
Fidelity Electronics	FSELX	EFS	39.18	24.09	18.22	8.86	6.56	3.74	63.13	***
Fidelity Energy	FSENX	EFS	24.21	12.03	13.15	3.28	1.68	2.55	56.11	***
Fidelity Energy Services	FSESX	EFS	27.48	13.92	12.83	2.26	0.34	2.79	84.85	**
Fidelity Environmental	FSLEX	EFS	34.98	23.74	20.43	9.27	3.32	3.32	22.83	***
Fidelity Financial Svcs	FIDSX	EFS	33.67	24.51	17.21	11.32	3.24	3.29	81.78	***
Fidelity Health Care	FSPHX	EFS	56.27	36.39	29.22	13.16	2.27	3.85	188.51	*****
Fidelity Home Finance	FSVLX	EFS	32.58	19.77	14.40	7.57	2.85	2.70	16.36	***
Fidelity Industrial Equipment	FSCGX	EFS	32.75	22.23	21.95	11.45	4.39	3.42	45.82	***
Fidelity Industrial Materials	FSDPX	EFS	21.90	15.25	18.44	8.46	3.85	2.52	84.89	***
Fidelity Insurance	FSPCX	EFS	43.80	25.38	17.33	10.84	1.84	3.20	68.58	***
Fidelity Leisure	FDLSX	EFS	41.72	25.40	21.15	11.78	1.91	3.30	133.18	***
Fidelity Med Delivery	FSHCX	EFS	35.31	25.84	16.68	10.44	1.00	2.55	72.95	*****
Fidelity Multimedia	FBMPX	EFS	45.65	27.80	20.63	10.82	4.91	3.24	80.97	*****
Fidelity Natural Gas	FSNGX	EFS	24.66	12.85	16.91	4.25	0.84	2.82	37.79	***
Fidelity Natural Rsrcs	FNARX	EFS	17.49	8.07	12.40	0.88	0.64	2.77	36.90	**
Fidelity Pharma	FPHAX	EFS	41.36	25.43	20.67	12.31	2.06	2.96	19.21	*****
Fidelity Retailing	FSRPX	EFS	43.93	33.32	22.32	9.92	0.94	3.48	87.49	***
Fidelity Software & Comptr	FSCSX	EFS	51.12	37.20	28.60	14.05	6.53	3.37	118.66	*****
Fidelity Technology	FSPTX	EFS	31.76	25.67	22.22	9.07	5.51	2.73	123.04	*****
Fidelity Telecommunications	FSTCX	EFS	21.52	15.42	9.90	6.42	2.89	2.98	60.49	**
Fidelity Transportation	FSRFX	EFS	48.35	25.08	22.85	13.61	1.94	3.82	73.85	***
Fidelity Utilities	FSUTX	EFS	20.61	5.52	9.01	5.26	2.71	3.51	66.61	*
Fidelity Wireless	FWRLX	EFS	28.26	20.41	20.27	9.62	3.84	2.50	10.53	***

Fidelity Select Funds have a 30-day holding period to avoid a short-term redemption charge of 0.75%.

ETFs sorted by Bond or Equity Class then Rank

Fund Name	Symbol	Style	12m	9m	6m	3m	1m	V	NAV	Rank
Guggnmh Blt 2015 HY	BSJF	BH	5.70	3.81	5.12	2.22	0.24	0.93	26.78	*****
iShares High Yld	HYG	BH	5.75	3.52	5.84	3.42	0.41	1.34	92.88	*****
PS High Yield	PHB	BH	4.42	2.60	5.35	3.20	0.23	1.13	19.19	*****
PS Short Trsry 20yr	TBF	BL	11.95	9.96	4.81	2.68	1.76	2.26	32.89	****
SPDR Hi Yield	JNK	BH	5.86	3.74	6.38	3.81	0.52	1.36	40.56	*****
iShares 1-3yr Trsry	SHY	BS	0.21	0.11	0.27	-0.02	-0.18	0.09	84.38	***
iShares 3-7yr Trsry	IEI	BI	-1.84	-2.15	-0.08	-0.75	-1.26	0.64	120.03	**
iShares Agg Bond	AGG	BI	-1.97	-2.04	0.58	0.02	-0.56	0.68	106.43	**
iShares Inter Gov	GVI	BU	-0.94	-1.19	0.63	-0.05	-0.46	0.49	109.42	**
iShares Intrntl Tbond	IGOV	BW	-1.37	1.66	4.93	0.19	-0.08	1.51	100.19	**
iShares Long Corp Bond	LQD	BL	-2.00	-1.72	2.75	1.89	0.22	1.21	114.19	**
iShares MBS Bond	MBB	BU	-1.95	-2.08	0.07	-0.80	-0.83	0.59	104.57	**
PS Build America	BAB	B	-5.19	-6.46	-0.64	1.30	-0.70	1.49	27.29	**
PS Emrg Mrkt Bnd	PCY	BW	-10.27	-6.29	1.15	-0.13	0.61	2.55	27.00	**
SPDR Intrntl TBond	BWX	BW	-3.58	0.10	3.70	-0.33	-0.23	1.49	57.74	**
Vngrd Intrm dt Bond	BND	BI	-2.10	-2.03	0.55	-0.08	-0.63	0.71	80.05	**
Vngrd ShrtTrm Bond	BSV	BS	0.16	-0.06	0.71	0.05	-0.45	0.27	79.93	**
W tree Dryfs Emrg Crrncy	CEW	B	-4.88	-4.75	0.05	-0.35	-0.25	1.42	20.06	**
iShares 10-20yr Trsry	TLH	BI	-8.27	-7.83	-3.10	-2.63	-1.83	1.65	120.92	**
iShares 20+ yr Trsry	TLT	BL	-13.37	-11.25	-5.99	-3.15	-1.87	2.28	101.86	**
iShares 7-10yr Trsry	IEF	BI	-6.09	-6.19	-2.15	-2.19	-2.09	1.30	99.24	**
iShares Trsry Infltn	TIP	BI	-8.49	-8.38	-1.37	-2.16	-1.45	1.27	109.90	**
PS Laddrd 1-30 T	PLW	BF	-7.93	-7.27	-3.06	-2.29	-1.60	1.49	29.33	**
PS Prfrd	PGX	BI	-2.40	-5.21	-2.67	-0.21	-1.93	1.03	13.44	**
PS QQQ	QQQ	ELC	36.63	28.73	24.18	11.86	2.92	2.97	87.96	*****
iShares Russel Micro	IWC	ESC	45.21	29.26	22.83	10.11	2.11	3.42	75.12	*****
Select SPDR Cnsmr Disc	XLY	EA	42.74	27.38	19.32	10.67	2.28	3.15	66.83	*****
Select SPDR Indl	XLI	EA	40.55	27.01	23.75	13.17	4.21	3.28	52.26	*****
Guggnmh Multi Ast In	CVY	EV	19.50	8.35	9.67	5.79	0.73	2.11	24.77	**
iShares DJ Slct Div	DVY	EGI	28.85	15.29	13.24	8.39	2.47	2.54	71.35	**
iShares EAFE Indx	EFA	EW	21.40	17.04	18.10	6.07	2.16	3.09	67.10	**
iShares Europe 350	IEV	EW	24.12	22.84	23.04	8.06	2.89	3.33	47.45	**
iShares Russel 2000	IWM	ESC	38.69	23.49	20.22	8.62	2.02	3.25	115.36	**
iShares Russel MidVal	IWS	EV	33.23	17.00	15.14	8.54	2.80	2.88	65.71	**
PS Dymc Mrkt	PWC	ELC	41.18	22.90	22.24	12.83	1.27	3.67	68.26	**
PS Dymc OTC	PWO	ESC	44.70	28.63	20.96	10.87	2.37	3.82	69.30	**
PS High Yield Eqty	PEY	EMC	30.54	15.18	12.44	8.20	1.32	2.77	11.85	**
Select SPDR Dividend	SDY	EGI	30.07	14.02	12.77	7.83	1.77	2.68	72.62	**
Select SPDR Emrgy	XLE	EA	26.25	13.18	14.10	7.25	2.87	2.50	88.51	**
Select SPDR Financs	XLF	EA	35.52	21.57	13.36	10.31	2.25	3.49	21.86	**
Select SPDR Health	XLV	EA	41.40	22.03	17.41	10.03	0.74	3.01	55.44	**
Select SPDR Matrls	XLB	EA	25.99	20.23	21.89	10.71	4.90	2.81	46.22	**
Select SPDR Technlgy	XLK	EA	26.25	19.83	17.98	12.09	3.53	2.62	35.74	**
SPDR DJ Gbl Titans	DGT	EW	26.20	19.75	18.86	8.20	1.45	2.88	69.19	**
SPDR DJ Industrials	DIA	ELC	29.64	15.83	12.65	10.18	3.21	2.76	165.47	**
SPDR Euro Stoxx 50	FEZ	EW	25.83	31.74	28.27	10.37	2.97	4.49	42.20	**
SPDR S&P 500	SPY	ELC	32.31	19.73	16.32	10.52	2.59	2.71	184.69	**
Vngrd Large Cap	VV	ELC	32.69	19.98	16.68	10.22	2.66	2.72	84.80	**
Vngrd Small Cap	VB	ESC	37.70	22.19	18.85	8.67	2.54	3.15	109.95	**
Vngrd TTL Stock	VTI	ELC	33.45	20.25	17.20	10.01	2.73	2.82	95.92	**
W tree DEFA	DWM	EW	21.64	17.14	19.84	5.98	1.97	3.20	54.46	**
W tree Eqty Income	DHS	EGI	24.49	10.41	8.44	7.06	1.07	2.39	55.12	**
W tree Intrntl SC Div	DLS	EW	26.37	18.34	22.20	5.66	2.55	3.35	63.01	**
W tree LrgCap Div	DLN	ELC	27.34	15.22	12.74	9.47	1.98	2.36	66.54	**
W tree Sml Cap Div	DES	ESC	36.73	21.36	17.90	9.16	1.40	3.09	67.79	**
W tree Ttl Div	DTD	ELC	28.07	15.48	12.68	9.39	2.26	2.40	67.12	**
Currency Euro	FXE	EC	3.84	7.00	5.48	1.60	1.24	1.47	135.99	**
iShares Canada	EW C	EW	5.29	4.89	13.04	4.42	1.61	2.14	29.16	**
iShares China	FXI	EW	-2.18	7.14	18.54	3.96	-3.94	4.65	38.37	**
iShares Cohen&Str REIT	ICF	ERE	-1.73	-7.06	-5.65	-1.85	0.38	3.05	74.72	**
iShares Emrg Mrkt Stk	EEM	EW	-3.69	-0.13	9.53	3.46	-0.42	2.65	41.80	**
iShares Mexico	EW W	EW	-1.62	-6.98	5.57	7.82	2.48	3.46	68.00	**
iShares REIT	IYR	ERE	1.16	-6.64	-3.25	-0.19	0.90	3.09	63.08	**
iShares Slct Div	IDV	ELC	18.50	15.92	21.13	5.16	1.82	3.42	37.94	**
PS Commodity	DBC	EC	-7.63	-6.04	2.11	-0.39	0.59	2.27	25.66	**
PS Energy	DBE	EA	4.33	0.14	7.29	3.52	1.60	2.81	29.15	**
PS Oil	DBO	EA	6.78	2.59	6.87	0.95	3.63	3.21	27.70	**
Select SPDR Cnsmr Stpl	XLP	EA	26.30	10.29	9.86	8.81	0.69	2.89	42.98	**
Select SPDR Utilities	XLU	EA	13.05	0.10	2.96	2.68	0.90	3.41	37.97	**
SPDR W Ish REIT	RWR	ERE	0.93	-5.64	-4.38	-1.24	0.46	3.15	71.27	**
Vngrd Emrg Mrkt	VWO	EW	-4.92	-1.44	7.49	3.05	-0.28	2.79	41.14	**
W tree Emrg Mrkt EI	DEM	EW	-6.96	-3.59	7.67	-0.79	-0.89	3.09	51.03	**
W tree India	EPI	EW R	-9.20	-2.13	8.09	13.84	4.68	5.80	17.44	**
iShares Gold	IAU	EG	-28.26	-24.74	-2.59	-9.39	-3.71	4.26	11.68	**
iShares Latin Am r	ILF	EW	-12.57	-12.19	2.44	-1.60	-1.53	3.75	37.04	**
iShares Prfrd	PFF	EGI	-0.99	-3.89	-2.11	-0.05	-1.29	0.96	36.83	**
iShares Silver	SLV	EG	-36.30	-31.79	-1.37	-10.48	-2.75	7.10	18.71	**
PS Agrcltr	DBA	EA	-13.24	-6.37	-2.61	-4.11	-2.38	1.78	24.25	**
PS Gold	DGL	EG	-29.63	-25.92	-3.17	-9.85	-3.97	4.43	40.36	**
PS Short Dow 30	DOG	EC	-24.10	-14.84	-11.88	-9.62	-3.19	2.74	26.11	**
PS Silver	DBS	EG	-38.32	-33.45	-1.34	-11.41	-3.53	7.52	32.29	**
SPDR Gold	GLD	EG	-28.33	-24.83	-2.51	-9.41	-3.79	4.29	116.12	**

American Century Funds Alphabetically

Legend	Fund Name	Symbol	Style	12m	9m	6m	3m	1m	V	NAV	Rank
Fn So Tn	AmCent Blncd Investors	TWBIX	HB	17.35	10.65	9.77	6.45	1.17	1.73	18.21	***
Fn So Tn	AmCent Cap Value	ACTIX	EV	31.32	18.81	13.27	9.68	2.07	2.64	8.86	***
Fn So Tn	AmCent Divrs Bond	ADFIX	BI	-2.69	-2.59	0.19	-0.20	-0.79	0.66	10.54	***
Fn So Tn R2<60d	AmCent Emrg Mrkt	TWMIX	EW	0.25	0.92	8.66	5.02	-1.01	2.73	8.78	**
Fn So Tn	AmCent Equity Growth	BEQGX	ELC	32.94	20.35	16.64	11.04	2.33	2.80	30.76	***
Fn So Tn C	AmCent Equity Income	TWEIX	EGI	19.46	9.82	6.88	5.41	1.12	1.78	8.57	***
Fn So Tn R1<60d	AmCent Global Gold	BGEIX	EG	-51.31	-41.04	-9.98	-14.63	-2.99	7.67	8.75	*
Fn So Tn R2<60d	AmCent Global Grth	TWGGX	EW	30.89	22.72	20.74	9.44	2.82	2.61	12.45	****
Fn So Tn	AmCent GNMA Income	BGNMX	BU	-2.54	-2.64	0.08	-0.67	-0.75	0.67	10.62	***
Fn So Tn C	AmCent Grwth Investors	TWCGX	ELC	29.37	19.79	18.04	9.38	3.25	2.60	32.66	***
Fn So Tn	AmCent Hertg Investors	TWHIX	EMC	31.02	19.64	17.90	6.27	2.18	2.41	25.48	****
Fn So Tn	AmCent High Yld	ABHIX	BH	5.59	3.09	4.59	2.56	-0.21	1.15	6.18	****
So Tn	AmCent Income & Growth	BIGRX	EGI	35.73	21.83	16.23	11.21	2.37	2.79	36.24	***
Fn So Tn	AmCent Inf Adj B	ACITX	BU	-8.80	-8.46	-1.36	-2.09	-1.44	1.25	11.53	*
Fn So Tn	AmCent Intl Bond	BEGBX	BW	-5.19	-0.99	2.61	-1.06	-0.78	1.27	13.82	***
Fn So Tn R2<60d	AmCent Intl Discv	TWEGX	EW	29.32	23.25	21.86	8.88	2.96	2.82	13.01	***
Fn So Tn R2<60d	AmCent Intl Grth	TWIEX	EW	22.95	17.83	17.73	7.34	2.35	2.86	13.66	***
Fn So Tn	AmCent Lrg Co Value	ALVIX	ELC	31.43	18.92	13.31	9.63	2.09	2.65	8.12	***
Fn So Tn	AmCent Midcap Value	ACMVX	EMC	29.92	16.42	12.82	7.91	2.01	2.51	15.73	***
Fn So Tn	AmCent One Ch Very Consvrt	AONIX	HB	4.27	2.25	3.81	1.89	0.16	0.86	11.58	**
Fn So Tn	AmCent Real Estate	REACX	ERE	1.29	-4.73	-2.75	0.10	0.75	3.14	23.37	**
Fn So Tn	AmCent Select Investors	TWCIX	ELC	30.21	22.53	21.22	11.58	3.38	2.83	56.22	***
Fn So Tn	AmCent Small Co	ASQIX	ESC	43.71	26.46	21.09	10.60	2.29	3.63	12.52	***
Fn So Tn R2<60d	AmCent SmlCap Grth	ANOIX	ESC	40.78	24.22	20.78	7.10	2.43	3.06	12.67	***
Fn So Tn	AmCent Strtgc Agg	TWSAX	HB	19.84	12.79	12.38	6.41	1.57	2.07	8.53	***
Fn So Tn	AmCent Strtgc Consvrtv	TWSCX	HB	9.84	5.98	6.63	3.38	0.57	1.25	5.87	***
Fn So Tn	AmCent Ultra Investors	TWCUX	EMC	36.92	28.02	24.57	10.31	3.19	2.90	34.17	*****
Fn So Tn	AmCent US Govt Short	TWUSX	BS	-0.42	-0.43	0.10	0.04	-0.10	0.10	9.65	***
Fn So Tn	AmCent Utilities Income	BULIX	EGI	18.20	5.38	3.81	4.34	0.71	3.13	16.17	**
Fn So Tn	AmCent Value	TWVLX	EV	31.10	17.24	12.70	8.87	2.14	2.57	8.22	***
Fn So Tn R2<60d	AmCent Veedot	AMVIX	ESC	38.99	24.34	16.74	10.40	1.48	2.87	9.45	****
Fn So Tn	AmCent Vista Investors	TWCVX	ESC	27.28	16.16	14.10	3.64	-1.39	2.58	21.14	***

Fidelity Funds Alphabetically

Legend	Fund Name	Symbol	Style	12m	9m	6m	3m	1m	V	NAV	Rank
Fn S T R 1.5<90d	Fidelity Aggrsv Grth	FDEGX	EA	37.87	23.34	18.92	9.78	3.23	2.85	28.50	****
Fn S T R 1<30d	Fidelity Aggrsv Intl	FIVFX	EW	21.65	14.55	17.67	8.09	2.76	2.88	16.75	***
Fn S T	Fidelity AM Eqty 20%	FASIX	HA	5.16	3.27	4.31	1.83	0.37	0.77	13.32	***
Fn S T	Fidelity AM Eqty 50%	FASMX	HA	13.95	9.50	9.73	4.34	1.31	1.45	17.55	***
Fn S T	Fidelity AM Eqty 70%	FASGX	HA	20.13	13.76	13.33	5.95	1.91	1.95	20.52	***
Fn S T	Fidelity AM Eqty 85%	FAMRX	HA	25.16	17.22	16.06	7.28	2.38	2.28	17.11	****
Fn S T	Fidelity Balanced	FBALX	HB	20.50	13.79	12.74	7.30	1.91	1.87	22.75	****
Fn S T	Fidelity Blue Chip Growth	FBGRX	ELC	39.84	28.24	23.19	10.96	3.20	3.13	63.37	****
Fn S T R 1<90d	Fidelity Cap/Incm	FAGIX	BH	8.88	5.07	6.64	4.46	0.38	1.41	9.86	****
Fn S T	Fidelity Capital Appreciation	FDCAX	ELC	35.95	23.21	20.57	10.98	2.68	3.10	36.18	***
Fn S T	Fidelity Contra	FCNTX	ELC	34.15	22.87	20.40	10.52	2.48	2.81	96.14	****
Fn S T	Fidelity Convertible Securities	FCVSX	EGI	24.06	15.09	12.46	6.53	1.90	2.49	31.11	***
Fn S T	Fidelity Disciplined Equity	FDEQX	ELC	36.64	22.34	19.61	11.97	2.84	2.93	32.32	****
Fn S T R 1<30d	Fidelity Diversified Intl	FDIVX	EW	25.19	19.90	19.33	8.33	2.52	3.00	36.91	***
Fn S T	Fidelity Dividend Growth	FDGFX	ELC	31.61	20.34	18.24	9.65	2.17	2.78	35.39	***
Fn S T R 1.5<90d	Fidelity Emrg Asia	FSEAX	EWR	3.80	4.12	10.81	5.04	-0.17	2.49	30.64	**
Fn S T R 1.5<90d	Fidelity Emrg Mrkt	FEMKX	EW	3.88	1.81	8.60	3.83	-0.50	2.55	24.09	**
Fn S T	Fidelity Equity Income II	FEQTX	HGI	29.06	15.96	12.89	9.16	2.59	2.38	24.63	****
Fn S T R 1<30d	Fidelity Europe	FIEUX	EWR	26.31	21.37	20.56	8.40	2.89	3.10	38.89	***
Fn S T R 1<30d	Fidelity Europe Cap App	FECAX	EWR	25.83	21.42	20.69	8.49	2.89	3.22	23.55	***
Fn S T R .75<30d	Fidelity Export & Multintl	FEXPX	ELC	25.21	14.58	13.63	8.72	1.52	2.35	24.34	***
Fn S T C	Fidelity Fifty	FFTYX	EV	38.04	24.75	21.17	9.59	3.38	2.84	27.87	****
Fn S T	Fidelity Fund	FFIDX	ELC	29.00	17.61	16.16	10.20	2.16	2.66	42.65	***
Fn S T R 1<30d	Fidelity Global Balanced	FGBLX	HGI	15.51	11.51	12.62	4.56	1.35	1.72	24.74	***
Fn S T	Fidelity GNMA	FGMNX	BU	-2.34	-2.51	0.44	-0.88	-0.97	0.67	11.21	***
Fn S T	Fidelity Govt Securities	FGOVX	BU	-2.73	-2.65	-0.50	-0.74	-1.10	0.60	10.16	**
Fn S T	Fidelity Growth & Income	FGRIX	EGI	33.40	20.64	15.45	9.30	2.06	2.69	27.86	***
Fn S T C	Fidelity Growth Company	FDGRX	ELC	37.60	26.84	22.09	8.01	2.88	3.09	119.88	***
Fn S T R 1<90d	Fidelity High Incm	SPHIX	BH	6.20	3.23	5.39	3.03	0.15	1.18	9.37	****
Fn S T	Fidelity Independence	FDFFX	ELC	40.22	27.03	24.38	11.62	3.52	3.36	36.23	****
Fn S T	Fidelity Intermediate Bond	FTHRX	BI	-0.84	-1.20	0.74	0.01	-0.82	0.57	10.83	***
Fn S T	Fidelity Intrm Gov	FSTGX	BU	-1.37	-1.53	0.05	-0.41	-0.88	0.45	10.54	***
Fn S T R 1<30d	Fidelity Intrntl Discvry	FIGRX	EW	24.94	18.73	19.10	7.62	2.55	3.04	40.50	***
Fn S T	Fidelity Invst Grade Bond	FBNDX	BI	-1.97	-1.94	0.71	0.05	-0.65	0.69	7.68	***
Fn S T R 1.5<90d	Fidelity Japan	FJPNX	EWR	23.65	10.60	7.00	0.70	-0.12	3.58	12.04	**
Fn S T R 1.5<90d	Fidelity Latin America	FLATX	EWR	-17.23	-15.76	-1.49	-2.94	-1.72	3.61	31.25	**
Fn S T R 1.5<90d	Fidelity Levrg Co Stk	FLVCX	EMC	35.11	20.26	16.52	8.59	2.87	3.01	43.24	***
Fn S T R 1.5<90d	Fidelity Low Priced Stock	FLPSX	ESC	34.31	21.68	16.50	7.86	1.72	2.62	49.46	***
Fn S T	Fidelity LrgCap Stock	FLCSX	ELC	39.24	25.69	19.79	11.16	3.04	2.99	27.23	****
Fn S T	Fidelity Magellan	FMAGX	EMC	35.30	23.98	20.55	10.54	2.45	2.82	92.37	****
Fn S T	Fidelity Mega Cap	FGRTX	ELC	33.23	21.76	16.47	10.38	2.21	2.67	15.42	***
Fn S T R .75<30d	Fidelity Mid Cap Stock	FMCSX	EMC	38.97	22.84	19.46	8.30	3.74	2.95	39.51	****
Fn S T	Fidelity Mortgage Security	FMSFX	BU	-2.00	-2.07	0.36	-0.82	-0.99	0.61	10.95	***
Fn S T R 1<90d	Fidelity New Markets Income	FNMIX	BW	-6.79	-5.11	1.17	0.10	0.21	1.77	15.59	***
Fn S T	Fidelity New Millennium	FMILX	ELC	37.19	23.06	19.42	9.51	3.51	2.83	39.47	****
Fn S T	Fidelity OTC	FOCPX	ESC	46.50	36.75	25.87	7.99	4.16	3.33	77.39	*****
Fn S T R 1<30d	Fidelity Overseas	FOSFX	EW	26.79	20.03	19.75	8.32	2.91	2.92	40.26	***
Fn S T R 1.5<90d	Fidelity Pacific Basin	FPBFX	EWR	27.43	14.91	14.91	3.81	0.53	3.03	27.66	***
Fn S T	Fidelity Puritan	FPURX	HGI	20.34	13.77	13.12	7.03	1.57	1.86	21.23	****
Fn S T R .75<90d	Fidelity Real Estate	FRESX	ERE	1.53	-5.59	-4.04	-0.79	0.95	3.19	31.93	**
Fn S T	Fidelity Short Term Bond	FSHBX	BS	0.49	0.30	0.70	0.15	-0.23	0.16	8.58	***
Fn S T R 2<90d	Fidelity Small Cap Stock	FSLCX	ESC	29.79	18.64	18.22	7.59	2.99	2.81	20.94	***
Fn S T R 1.5<90d C	Fidelity Small Cap Value	FCPVX	ESC	37.08	17.66	17.91	9.37	1.56	3.43	20.04	***
Fn S T	Fidelity Stock Slctr AllCap	FDSSX	ELC	34.06	22.03	18.60	9.22	3.16	2.70	35.59	****
Fn S T R 1.5<90d	Fidelity Stock Slctr SmCap	FDSCX	ESC	36.75	22.11	19.20	8.60	2.99	3.01	26.18	***
Fn S T	Fidelity Total Bond	FTBFX	BI	-1.17	-1.44	1.07	0.22	-0.67	0.74	10.44	***
Fn S T	Fidelity Trend	FTRNX	ELC	34.93	25.50	22.75	11.02	3.02	2.77	86.62	*****
Fn S T	Fidelity Utilities	FIUIX	EGI	20.50	9.57	10.93	6.62	2.49	3.15	22.01	**
Fn S T	Fidelity Value	FDVLX	EV	37.07	20.90	17.18	9.27	3.33	2.98	103.58	***
Fn S T	Fidelity Value Strategies	FSLSX	EV	30.42	18.45	16.12	9.47	2.51	2.83	40.95	***
Fn S T R 1<30d	Fidelity Worldwide	FWWFX	EW	31.55	21.96	20.86	8.87	3.04	2.83	24.62	***

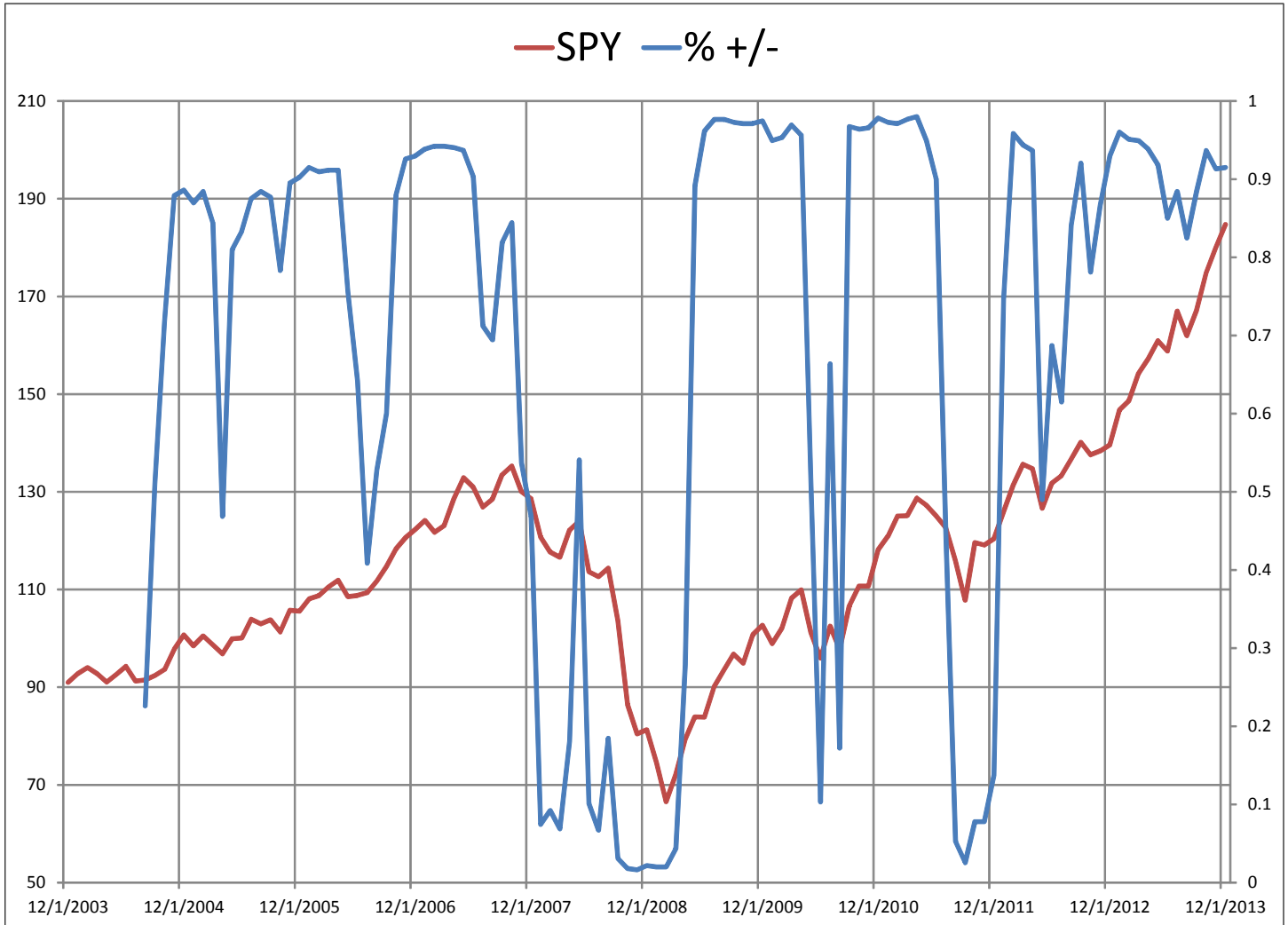
T. Rowe Price Funds Alphabetically

Legend	Fund Name	Symbol	Style	12m	9m	6m	3m	1m	V	NAV	Rank
F S Tn	Price Balanced	RPBAX	HB	19.25	13.22	12.80	6.40	1.50	1.85	23.22	****
F S Tn	Price Blue Chip Growth	TRBCX	ELC	41.57	30.90	26.25	12.78	3.34	3.22	64.60	*****
F S Tn	Price Capital Appreciation	PRWCX	HGI	22.43	13.74	11.05	6.28	1.87	1.85	25.66	****
F S Tn	Price Capital Opportunity	PRCOX	ELC	32.73	20.28	17.01	10.57	2.51	2.70	21.72	***
F S Tn	Price Corp Inc	PRPIX	BI	-1.73	-2.15	1.69	0.72	-0.62	1.08	9.45	***
F S Tn R1<90d C	Price Diversfd SmlCap Grth	PRDSX	ESC	44.18	28.10	24.06	9.28	2.30	3.17	24.99	****
F S Tn	Price Dividend Growth	PRDGX	EGI	30.36	17.99	14.82	9.31	2.30	2.48	33.65	***
F S Tn R2<90d	Price Emrg Mkt Bond	PREMX	BW	-7.62	-6.31	0.08	-0.11	0.32	1.85	12.48	***
F S Tn R2<90d C	Price Emrg Mkt Stk	PRMSX	EW	-4.69	-2.46	4.92	1.41	-1.45	2.59	32.22	**
F S Tn	Price Equity Income	PRFDX	EGI	29.75	16.69	13.70	8.72	2.13	2.50	32.84	***
F S Tn R2<90d	Price European Stock	PRESX	EWR	35.43	29.69	25.72	10.44	3.30	3.13	21.45	****
F S Tn R2<90d	Price Gbl LrgCap	RPGEX	EW	20.11	13.42	15.70	7.53	1.00	2.58	20.50	***
F S Tn R2<90d	Price Gbl Stk	PRGSX	EW	32.55	24.01	23.56	9.10	3.11	3.05	24.17	***
F S Tn	Price GNMA	PRGMX	BU	-2.69	-2.72	-0.12	-0.79	-0.95	0.69	9.43	***
F S Tn	Price Growth & Income	PRGIX	EGI	32.95	21.29	17.99	10.77	2.88	2.67	29.68	****
F S Tn	Price Growth Stock	PRGFX	ELC	39.20	29.22	25.25	11.97	3.59	3.03	52.57	*****
F S Tn R2<90d C	Price High Yield	PRHYX	BH	8.53	4.61	5.85	3.19	0.14	1.33	7.15	****
F S Tn R2<90d	Price Intrntl Bond	RPIBX	BW	-3.99	-0.69	2.89	-0.66	-0.52	1.33	9.50	***
F S Tn R2<90d C	Price Intrntl Discovery	PRIDX	EW	24.38	17.30	17.86	6.73	2.26	2.45	55.74	***
F S Tn R2<90d	Price Intrntl Grth Incm	TRIGX	HGI	22.97	17.87	18.31	6.89	2.03	2.82	15.57	***
F S Tn R2<90d	Price Intrntl Stock	PRITX	EW	14.27	11.48	14.60	4.41	1.70	2.38	16.30	**
F S Tn R2<90d	Price Japan	PRJPX	EWR	29.97	15.40	9.77	2.21	1.02	3.64	10.20	**
F S Tn R2<90d	Price Latin America	PRLAX	EWR	-15.95	-15.77	0.07	-3.96	-1.86	3.86	30.01	*
F S Tn C	Price Mid Cap Growth	RPMGX	EMC	36.89	22.33	19.09	7.86	3.47	2.88	72.78	***
F S Tn C	Price Mid Value	TRMCX	EV	31.53	17.38	16.00	9.15	3.47	2.74	30.05	***
F S Tn	Price New America Growth	PRWAX	EMC	37.73	27.14	24.77	11.27	3.30	2.75	44.17	*****
F S Tn R2<90d C	Price New Asia	PRASX	EWR	-0.53	-0.24	5.49	2.95	-0.30	2.07	16.01	**
F S Tn C	Price New Era	PRNEX	EA	15.72	8.54	14.76	5.43	3.16	2.51	44.42	**
F S Tn C	Price New Horizons	PRNHX	ESC	49.11	31.47	24.27	8.70	3.06	3.19	46.27	*****
F S Tn	Price New Income	PRCIX	BF	-2.49	-2.53	0.43	0.05	-0.53	0.71	9.30	***
F S Tn R1<90d	Price REIT	TRREX	ERE	3.28	-2.48	-1.64	0.72	0.53	3.03	21.21	**
F S Tn C	Price Science & Technology	PRSCX	EA	43.70	33.77	26.41	13.53	6.19	3.47	39.10	*****
F S Tn	Price Short term Bond	PRWBX	BS	0.19	0.00	0.63	0.25	-0.21	0.22	4.79	***
F S Tn C	Price Small Cap Stock	OTCFX	ESC	37.65	22.33	18.95	8.58	2.21	2.99	44.56	***
F S Tn R1<90d C	Price Small Cap Value	PRSVX	ESC	32.74	19.66	18.44	9.74	1.79	2.92	50.37	***
F S Tn	Price Spectrum Growth	PRSGX	EMC	28.59	19.59	18.34	8.70	2.45	2.60	23.98	***
F S Tn	Price Spectrum Income	RPSIX	BF	2.68	1.03	3.26	1.49	-0.08	0.98	12.76	***
F S Tn	Price Strategic Income	PRSNX	BF	-0.02	-1.05	1.64	0.82	-0.41	1.02	11.36	***
F S Tn R.5<90d	Price US Bond Indx	PBDIX	BI	-2.43	-2.46	-0.01	-0.40	-0.91	0.64	10.87	***
F S Tn	Price US Treasury Bond Long	PRULX	BL	-13.45	-11.50	-5.97	-3.69	-2.54	2.11	11.24	*
F S Tn	Price US Treasury Intermediate	PRTIX	BI	-4.26	-4.41	-1.25	-1.60	-1.79	0.90	5.77	**
F S Tn	Price Value	TRVLX	EV	37.30	21.55	16.69	10.57	2.49	2.89	33.77	***

Vanguard Funds Alphabetically

Legend	Fund Name	Symbol	Style	12m	9m	6m	3m	1m	V	NAV	Rank
F S T	Vanguard 500 Index	VFINX	EGI	32.18	19.54	16.20	10.46	2.51	2.69	170.36	***
F S T	Vanguard Balanced	VBINX	HB	17.96	10.76	9.99	5.86	1.32	1.71	27.53	***
F S T	Vanguard Cap Opprtn	VHCOX	ELC	42.69	22.82	17.81	7.63	2.05	3.46	46.18	***
F S T	Vanguard Cap Value	VCVLX	EGI	43.86	27.33	18.09	9.50	2.53	3.55	14.40	***
F S T C	Vanguard Convertible Securities	VCVSX	EGI	19.17	11.90	9.57	3.58	1.53	1.80	13.67	***
F S T	Vanguard Dev Mrkt	VDMIX	EW	21.84	16.57	17.84	5.59	1.62	3.02	11.57	***
F S T	Vanguard Div Grth	VDIGX	ELC	31.53	18.50	14.15	9.15	1.91	2.43	21.36	***
F S T	Vanguard Equity Income	VEIPX	EGI	30.07	16.91	12.88	8.98	2.29	2.43	29.76	***
F S T	Vanguard European Index	VEURX	EWR	24.70	22.23	22.36	8.01	2.60	3.20	31.44	***
F S T	Vanguard Explorer	VEXPX	ESC	44.36	28.23	22.24	9.44	3.29	3.32	103.40	****
F S T	Vanguard Extended Mrkt Index	VEXMX	EMC	38.16	22.40	19.56	8.50	2.98	3.11	62.76	***
F S T	Vanguard Global Eqty	VHGEX	EW	27.64	17.86	17.11	8.62	2.54	2.64	23.47	***
F S T	Vanguard GNMA	VFIIX	BU	-2.44	-2.52	0.38	-0.82	-0.95	0.71	10.42	***
F S T C	Vanguard Grth Eqty	VGEQX	ELC	32.31	21.80	19.39	9.35	2.25	2.70	16.19	***
F S T	Vanguard Grwth & Incm	VQNPX	EGI	32.59	19.96	16.32	10.70	2.56	2.74	39.54	***
F S T C	Vanguard High Yld Corp	VWEHX	BH	4.04	2.20	4.51	2.66	-0.17	1.13	6.03	****
F S T	Vanguard High Yld Dividend	VHDYX	EV	30.13	16.31	12.17	9.40	2.13	2.42	24.69	***
F S T	Vanguard Intl Expl	VINEX	EW	30.23	22.03	21.10	7.69	2.72	2.61	18.42	****
F S T	Vanguard Intl Growth	VWIGX	EW	22.95	19.29	21.94	7.30	2.34	2.96	23.34	***
F S T	Vanguard Intl Value	VTRIX	EW	22.14	19.35	19.61	6.98	1.99	2.97	37.38	***
F S T	Vanguard IT InvstGrd	VFICX	BI	-1.65	-1.97	1.35	0.23	-0.82	0.87	9.67	***
F S T	Vanguard IT Trsry	VFITX	BI	-3.22	-3.46	-0.72	-1.28	-1.63	0.81	11.12	**
F S T	Vanguard LT InvGrd	VWESX	BL	-6.26	-5.68	0.52	0.83	-0.61	1.67	9.65	***
F S T	Vanguard LT Trsry	VUSTX	BL	-13.29	-11.50	-6.07	-3.83	-2.66	2.15	10.90	**
F S T	Vanguard MidCap Index	VIMSX	EMC	34.99	19.59	16.87	8.59	2.98	2.89	30.02	***
F S T	Vanguard Morgan Growth	VMRGX	ELC	34.77	23.64	20.10	10.55	3.15	2.97	25.61	***
F S T	Vanguard Pacific Index	VPACX	EWR	17.37	7.49	11.06	1.74	0.09	2.93	11.61	**
S T	Vanguard PRIMECAP	VPMCX	ELC	39.73	22.40	18.62	10.55	1.70	3.00	92.33	***
F S T	Vanguard REIT	VGSIX	ERE	2.31	-5.29	-3.73	-0.74	0.26	3.22	21.47	**
F S T	Vanguard Short Federal	VSGBX	BS	-0.44	-0.47	0.42	-0.08	-0.37	0.25	10.70	***
F S T	Vanguard Slctd Value	VASVX	EV	42.04	26.22	20.50	9.96	2.90	2.80	28.20	*****
F S T	Vanguard SmlCap Grwth	VISGX	ESC	37.98	22.86	19.33	7.48	2.44	3.07	34.37	***
F S T	Vanguard SmlCap Index	NAESX	ESC	37.62	21.98	18.75	8.79	2.57	3.13	52.69	***
F S T	Vanguard ST InvstGrd	VFSTX	BS	0.81	0.35	1.34	0.41	-0.38	0.34	10.70	***
F S T	Vanguard ST Trsry	VFISX	BS	-0.15	-0.23	0.24	-0.13	-0.38	0.17	10.68	***
F S T	Vanguard Star	VGSTX	HGI	17.80	11.93	11.78	5.85	1.35	1.78	23.89	***
F S T	Vanguard Strtg Eqty	VSEQX	EMC	41.54	24.43	20.77	11.05	3.13	3.40	30.00	***
F S T	Vanguard TTL Bond Index	VBMFX	BF	-2.48	-2.38	0.07	-0.44	-0.86	0.66	10.56	***
F S T	Vanguard US Growth	VWUSX	ELC	35.49	23.58	22.16	11.00	3.43	2.85	28.69	****
F S T	Vanguard US Value	VUVLX	EV	33.98	17.79	14.81	10.27	2.45	3.01	15.59	***
F S T	Vanguard Value Index	VIVAX	EV	32.85	18.37	14.03	10.12	2.05	2.73	29.78	***
F S T	Vanguard Wellesley Incm	VWINX	HB	9.19	5.00	5.55	3.73	0.81	1.22	24.85	***
F S T C	Vanguard Wellington	VWELX	HB	19.67	11.79	10.08	6.30	1.47	1.76	37.94	***
F S T	Vanguard Windsor	VWNDX	EV	36.08	21.73	15.93	9.54	2.36	2.91	20.34	***
F S T	Vanguard Windsor II	VWNFX	ELC	30.69	18.47	13.88	9.51	1.91	2.54	36.77	***

% Funds in an Uptrend



The chart above shows the S&P 500 Total Return (SPY) and percentage of equity oriented funds, including hybrids, precious metals, and inverse (contrary) funds, that are above a simple monthly moving average from 2003 through the present.

For buying support, when the percentage of funds in an “uptrend” (above moving average) falls below 20% (0.2 on the chart), then stocks are oversold and become attractive, suggesting a bottoming process.

For selling areas, the absolute percentage is less precise. Readings above 80% are common and may last for months. This is because momentum dominates to the upside. The indicator can be useful to suggest caution, however, when we observe divergences between the S&P 500 and percentage. For example, the percentage of up funds (above moving average) declined prior to the market’s top in late 2007, even though the S&P 500 notched a new high. More recently, there was a false positive in late 2012 that suggested caution, but the market advanced anyway. More currently, there is another signal unfolding where the S&P 500 has speared higher, but the percentage of funds in an uptrend has again declined.